

Alternate formats available.

NON-REPRESENTED YEAR 1 SALARY SCHEDULE

Effective 2023 03 25 through 2023 10 06

ADMIN ASSIST MIN	59,425	61,676	63,737	66,139	68,654	71,227	72,683			
ATM	2,277.95	2,364.23	2,443.25	2,535.33	2,631.75	2,730.35	2,786.18			
	31.42	32.61	33.70	34.97	36.30	37.66	38.43			
ADMIN ASSIST PREMIER	74,347	77,203	80,173	83,218	86,679	90,197	92,012			
ATP	2,849.98	2,959.45	3,073.28	3,190.00	3,322.68	3,457.53	3,527.13			
	39.31	40.82	42.39	44.00	45.83	47.69	48.65			
ADMIN SECTY DEP MIN	53,165	54,678	56,191	57,666	59,293	61,089	62,300			
AYD	2,037.98	2,095.98	2,153.98	2,210.53	2,272.88	2,341.75	2,388.15			
	28.11	28.91	29.71	30.49	31.35	32.30	32.94			
ASSESSMENT OFFICER 6	74,347	77,203	80,173	83,218	86,679	90,197	94,036	95,946		
A6S	2,849.98	2,959.45	3,073.28	3,190.00	3,322.68	3,457.53	3,604.70	3,677.93		
	39.31	40.82	42.39	44.00	45.83	47.69	49.72	50.73		
ASSESSMENT OFFICER 7	77,203	80,173	83,218	86,679	90,197	94,036	98,102	100,088		
A7S	2,959.45	3,073.28	3,190.00	3,322.68	3,457.53	3,604.70	3,760.58	3,836.70		
	40.82	42.39	44.00	45.83	47.69	49.72	51.87	52.92		
CHIEF VETERINARY OFFICER	112,325	116,618	121,498	126,604	131,919	137,593	143,645	149,792	153,385	156,468
VT6	4,305.78	4,470.35	4,657.40	4,853.15	5,056.88	5,274.38	5,506.38	5,742.00	5,879.75	5,997.93
	59.39	61.66	64.24	66.94	69.75	72.75	75.95	79.20	81.10	82.73
CLERK COUNT CRT WPG	73,156	76,012	79,000	82,140	85,487	88,419	90,178			
CCW	2,804.30	2,913.78	3,028.33	3,148.68	3,277.00	3,389.38	3,456.80			
	38.68	40.19	41.77	43.43	45.20	46.75	47.68			


denotes 20 years


denotes 25 years

Alternate formats available.

Effective 2023 03 25 through 2023 10 06

CORRECTIONS DEPUTY SUP DU1	90,404 3,465.50 47.80	93,695 3,591.65 49.54	96,986 3,717.80 51.28	100,674 3,859.18 53.23	104,211 3,994.75 55.10	108,051 4,141.93 57.13	110,207 4,224.58 58.27		
CORRECTIONS DEPUTY SUP DU2	92,107 3,530.75 48.70	96,135 3,685.18 50.83	100,277 3,843.95 53.02	104,646 4,011.43 55.33	109,185 4,185.43 57.73	113,989 4,369.58 60.27	116,278 4,457.30 61.48		
CORRECTIONS SUPT 1 SU1	96,551 3,701.13 51.05	100,485 3,851.93 53.13	104,722 4,014.33 55.37	109,299 4,189.78 57.79	113,800 4,362.33 60.17	118,585 4,545.75 62.70	120,968 4,637.10 63.96		
CORRECTIONS SUPT 2 SU2	106,027 4,064.35 56.06	109,847 4,210.80 58.08	113,743 4,360.15 60.14	117,828 4,516.75 62.30	122,216 4,684.95 64.62	126,680 4,856.05 66.98	129,214 4,953.20 68.32		
EXECUTIVE ASSISTANT EXA	63,718 2,442.53 33.69	65,628 2,515.75 34.70	67,633 2,592.60 35.76	69,638 2,669.45 36.82	71,775 2,751.38 37.95	73,894 2,832.58 39.07	75,388 2,889.85 39.86		
EXECUTIVE ASSISTANT TO THE MINISTER	63,718 2,442.53 33.69	65,628 2,515.75 34.70	67,633 2,592.60 35.76	69,638 2,669.45 36.82	71,775 2,751.38 37.95	73,894 2,832.58 39.07	76,106 2,917.40 40.24	77,657 2,976.85 41.06	
FINANCIAL OFFICER 6 FI6	79,530 3,048.63 42.05	82,594 3,166.08 43.67	85,752 3,287.15 45.34	89,251 3,421.28 47.19	92,901 3,561.20 49.12	96,892 3,714.18 51.23	101,071 3,874.40 53.44	103,114 3,952.70 54.52	
FINANCIAL OFFICER 7 FI7	85,752 3,287.15 45.34	89,251 3,421.28 47.19	92,901 3,561.20 49.12	96,892 3,714.18 51.23	101,071 3,874.40 53.44	105,478 4,043.33 55.77	110,055 4,218.78 58.19	114,897 4,404.38 60.75	117,223 4,493.55 61.98
HLTH SOC DEV SPEC 7 HS7	82,972 3,180.58 43.87	86,130 3,301.65 45.54	89,780 3,441.58 47.47	93,544 3,585.85 49.46	97,497 3,737.38 51.55	101,658 3,896.88 53.75	103,701 3,975.18 54.83		

 denotes 20 years

 denotes 25 years

Alternate formats available.

Effective 2023 03 25 through 2023 10 06

HOSPITAL ADMIN 1 HA1	80,173 3,073.28 42.39	83,218 3,190.00 44.00	86,679 3,322.68 45.83	90,197 3,457.53 47.69	94,036 3,604.70 49.72	98,102 3,760.58 51.87	100,088 3,836.70 52.92		
HOSPITAL ADMIN 2 HA2	90,197 3,457.53 47.69	94,036 3,604.70 49.72	98,102 3,760.58 51.87	102,377 3,924.43 54.13	106,840 4,095.53 56.49	111,606 4,278.23 59.01	113,800 4,362.33 60.17		
INFO TECHNOLOGIST 5 IS5	84,485 3,238.58 44.67	87,794 3,365.45 46.42	91,274 3,498.85 48.26	94,736 3,631.53 50.09	98,764 3,785.95 52.22	102,906 3,944.73 54.41	107,237 4,110.75 56.70	111,852 4,287.65 59.14	114,046 4,371.75 60.30
INFO TECHNOLOGIST 6 IS6	91,274 3,498.85 48.26	94,736 3,631.53 50.09	98,764 3,785.95 52.22	102,906 3,944.73 54.41	107,237 4,110.75 56.70	111,852 4,287.65 59.14	116,751 4,475.43 61.73	122,670 4,702.35 64.86	125,129 4,796.60 66.16
JUDICIAL ASSISTANT 2 JA2	54,413 2,085.83 28.77	56,285 2,157.60 29.76	58,385 2,238.08 30.87	60,522 2,320.00 32.00	62,754 2,405.55 33.18	65,137 2,496.90 34.44	66,498 2,549.10 35.16		
JUDICIAL ASSISTANT 3 JA3	59,425 2,277.95 31.42	61,676 2,364.23 32.61	63,737 2,443.25 33.70	66,139 2,535.33 34.97	68,654 2,631.75 36.30	71,227 2,730.35 37.66	72,683 2,786.18 38.43		
MECH SUPVR WPG MSW	60,522 2,320.00 32.00	62,754 2,405.55 33.18	65,137 2,496.90 34.44	67,463 2,586.08 35.67	70,205 2,691.20 37.12	72,626 2,784.00 38.40	74,064 2,839.10 39.16		
MUNICIPAL SERV OFF MSO	80,173 3,073.28 42.39	83,218 3,190.00 44.00	86,679 3,322.68 45.83	90,197 3,457.53 47.69	94,036 3,604.70 49.72	98,102 3,760.58 51.87	100,088 3,836.70 52.92		
NURSE 4 NN4	76,239 2,922.48 40.31	79,284 3,039.20 41.92	82,253 3,153.03 43.49	85,487 3,277.00 45.20	88,967 3,410.40 47.04	92,409 3,542.35 48.86	96,627 3,704.03 51.09	98,575 3,778.70 52.12	


denotes 20 years


denotes 25 years

Alternate formats available.

Effective 2023 03 25 through 2023 10 06

NURSE 5	79,284	82,253	85,487	88,967	92,409	97,497	101,885	103,927		
NN5	3,039.20	3,153.03	3,277.00	3,410.40	3,542.35	3,737.38	3,905.58	3,983.88		
	41.92	43.49	45.20	47.04	48.86	51.55	53.87	54.95		
NURSE INS MEN HTH 4	62,848	65,042	67,331	69,789	72,513	75,293	77,941	80,891	84,069	85,752
NM4	2,409.18	2,493.28	2,581.00	2,675.25	2,779.65	2,886.23	2,987.73	3,100.83	3,222.63	3,287.15
	33.23	34.39	35.60	36.90	38.34	39.81	41.21	42.77	44.45	45.34
PLANNER 6	94,036	98,102	102,377	106,840	111,606	116,372	118,661			
LP6	3,604.70	3,760.58	3,924.43	4,095.53	4,278.23	4,460.93	4,548.65			
	49.72	51.87	54.13	56.49	59.01	61.53	62.74			
PROBATION PROG/AREA	81,440	84,579	87,965	91,350	95,171	99,124	101,109			
DIRECTOR	3,121.85	3,242.20	3,371.98	3,501.75	3,648.20	3,799.73	3,875.85			
	43.06	44.72	46.51	48.30	50.32	52.41	53.46			
PROFESSIONAL OFF 1	49,950	51,671	53,448	55,359	57,269	59,444	61,713	62,943		
P1	1,914.73	1,980.70	2,048.85	2,122.08	2,195.30	2,278.68	2,365.68	2,412.80		
	26.41	27.32	28.26	29.27	30.28	31.43	32.63	33.28		
PROFESSIONAL OFF 2	57,269	59,444	61,713	64,059	66,385	69,033	70,394			
P2	2,195.30	2,278.68	2,365.68	2,455.58	2,544.75	2,646.25	2,698.45			
	30.28	31.43	32.63	33.87	35.10	36.50	37.22			
PROFESSIONAL OFF 3	65,156	67,577	70,149	72,834	75,671	78,641	80,191			
P3	2,497.63	2,590.43	2,689.03	2,791.98	2,900.73	3,014.55	3,074.00			
	34.45	35.73	37.09	38.51	40.01	41.58	42.40			
PROFESSIONAL OFF 4	67,879	70,527	73,156	76,012	79,000	82,140	83,804			
P4	2,602.03	2,703.53	2,804.30	2,913.78	3,028.33	3,148.68	3,212.48			
	35.89	37.29	38.68	40.19	41.77	43.43	44.31			
PROFESSIONAL OFF 5	70,527	73,156	76,012	79,000	82,140	85,487	87,189			
P5	2,703.53	2,804.30	2,913.78	3,028.33	3,148.68	3,277.00	3,342.25			
	37.29	38.68	40.19	41.77	43.43	45.20	46.10			


 denotes 20 years


 denotes 25 years

Alternate formats available.

Effective 2023 03 25 through 2023 10 06

PROFESSIONAL OFF 6 P6	74,347 2,849.98 39.31	77,203 2,959.45 40.82	80,173 3,073.28 42.39	83,218 3,190.00 44.00	86,679 3,322.68 45.83	90,197 3,457.53 47.69	92,012 3,527.13 48.65
PROFESSIONAL OFF 7 P7	77,203 2,959.45 40.82	80,173 3,073.28 42.39	83,218 3,190.00 44.00	86,679 3,322.68 45.83	90,197 3,457.53 47.69	94,036 3,604.70 49.72	95,946 3,677.93 50.73
PROFESSIONAL OFF 8 P8	80,173 3,073.28 42.39	83,218 3,190.00 44.00	86,679 3,322.68 45.83	90,197 3,457.53 47.69	94,036 3,604.70 49.72	98,102 3,760.58 51.87	100,088 3,836.70 52.92
PROFESSIONAL OFF 9 P9	83,218 3,190.00 44.00	86,679 3,322.68 45.83	90,197 3,457.53 47.69	94,036 3,604.70 49.72	98,102 3,760.58 51.87	102,377 3,924.43 54.13	104,457 4,004.18 55.23
PROFESSIONAL OFF10 P10	90,197 3,457.53 47.69	94,036 3,604.70 49.72	98,102 3,760.58 51.87	102,377 3,924.43 54.13	106,840 4,095.53 56.49	111,606 4,278.23 59.01	113,800 4,362.33 60.17
REGISTER RECRD LIBR RLI	54,413 2,085.83 28.77	56,323 2,159.05 29.78	58,460 2,240.98 30.91	60,560 2,321.45 32.02	62,905 2,411.35 33.26	65,212 2,499.80 34.48	66,574 2,552.00 35.20
REGISTRAR COURT APP RCA	66,253 2,539.68 35.03	68,881 2,640.45 36.42	71,454 2,739.05 37.78	74,291 2,847.80 39.28	77,165 2,958.00 40.80	80,173 3,073.28 42.39	81,818 3,136.35 43.26
SPEC ASST PREMIER SAP	81,704 3,132.00 43.20	84,958 3,256.70 44.92	88,381 3,387.93 46.73	92,220 3,535.10 48.76	96,135 3,685.18 50.83	100,183 3,840.33 52.97	102,187 3,917.18 54.03
SPECIAL ASSISTANT SPA	67,955 2,604.93 35.93	70,659 2,708.60 37.36	73,364 2,812.28 38.79	76,144 2,918.85 40.26	77,695 2,978.30 41.08		

 denotes 20 years


 denotes 25 years

Alternate formats available.

Effective 2023 03 25 through 2023 10 06

SPECIAL ASST TO THE MIN	77,392	79,719	82,083	84,541	87,114	89,724	92,504	94,338
SPM	2,966.70	3,055.88	3,146.50	3,240.75	3,339.35	3,439.40	3,545.98	3,616.30
	40.92	42.15	43.40	44.70	46.06	47.44	48.91	49.88
SPVR MUNICIPAL ACCT	80,173	83,218	86,679	90,197	94,036	98,102	102,377	104,457
SMP	3,073.28	3,190.00	3,322.68	3,457.53	3,604.70	3,760.58	3,924.43	4,004.18
	42.39	44.00	45.83	47.69	49.72	51.87	54.13	55.23

 denotes 20 years

 denotes 25 years