


HIGH WATER RESPONSE ACTIVITY

COVID-19 ADAPTATIONS



COVID-19 NOVEL CORONAVIRUS

As the COVID-19 pandemic evolves, all Manitobans have a role to play in slowing its spread and minimizing its impact on the health care system and in communities. All Manitobans are recommended to maintain a two metre distance between themselves and others outside their household. The Manitoba government recognizes the importance of social distancing to keep workers safe.

What safe work procedures will be implemented to ensure the safety of all response workers?

The following precautions are being incorporated into sandbag and water-filled barrier procedures:

- social distancing with a minimum of six feet or two meters;
- availability of adequate hand washing and washroom facilities;
- regular disinfecting of surfaces;
- alteration to work methods;
- use of appropriate personal protective equipment;
- preparing for a number of workers to be sick at the same time.

ADDITIONAL MEASURES

The work methods for the construction of protection have been revised to allow the work to continue safely. These are described in detail on the following pages.



Building a Sandbag Dike

OPTION ONE

SMALL DIKE

Using a 2-person team

Process:

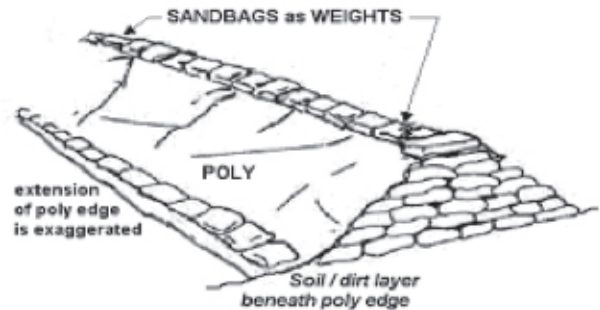
- While maintaining separation, workers will roll out the poly and stake in place
- Each worker will load pre-filled sandbags in a wheelbarrow, transport sandbags to work area, and place them

Options:

- Individual workers will maintain separation by being at alternate locations in the process
 - One worker will be placing sandbags while the other worker is loading their wheelbarrow
 - This will keep distance between both staff
- Alternately, consider using a compact tractor/skid steer/compact track loader to aid in the transportation of sandbags to the dike. This is subject to space and access restrictions
- The dike is constructed continuously from left to right (or vice versa), while ensuring a minimum of 2 m spacing between individual workers.

Result:

- This method would have the operator isolated in vehicle cab and would also minimize common surface contamination (wheelbarrow); reduce person-to-person contact and physical workload of personnel; and increase social distancing.



IMPORTANT

Dike construction must be continuous, with all workers starting at one end and finishing at the other. This creates a continuous structure with maximum strength.

Sandbag Production

CITY OF WINNIPEG EXAMPLE

Process:

The Manitoba government will adopt the City of Winnipeg sandbag production process. For the production of sandbags, only 6 of the 12 available chutes on the sandbag machine will be in use.

The process for filling of bags is as follows:

1. Person moves to Position A and takes an empty sandbag
2. Person moves to Position B and fills sandbag from the chute
3. Person moves to Position C and ties sandbag
4. Person moves to Position D and drops sandbag into loader bucket
5. Person moves to Position A and re-starts circuit

There will be 4 to 5 workers performing this circuit at each chute while maintaining appropriate social distancing.

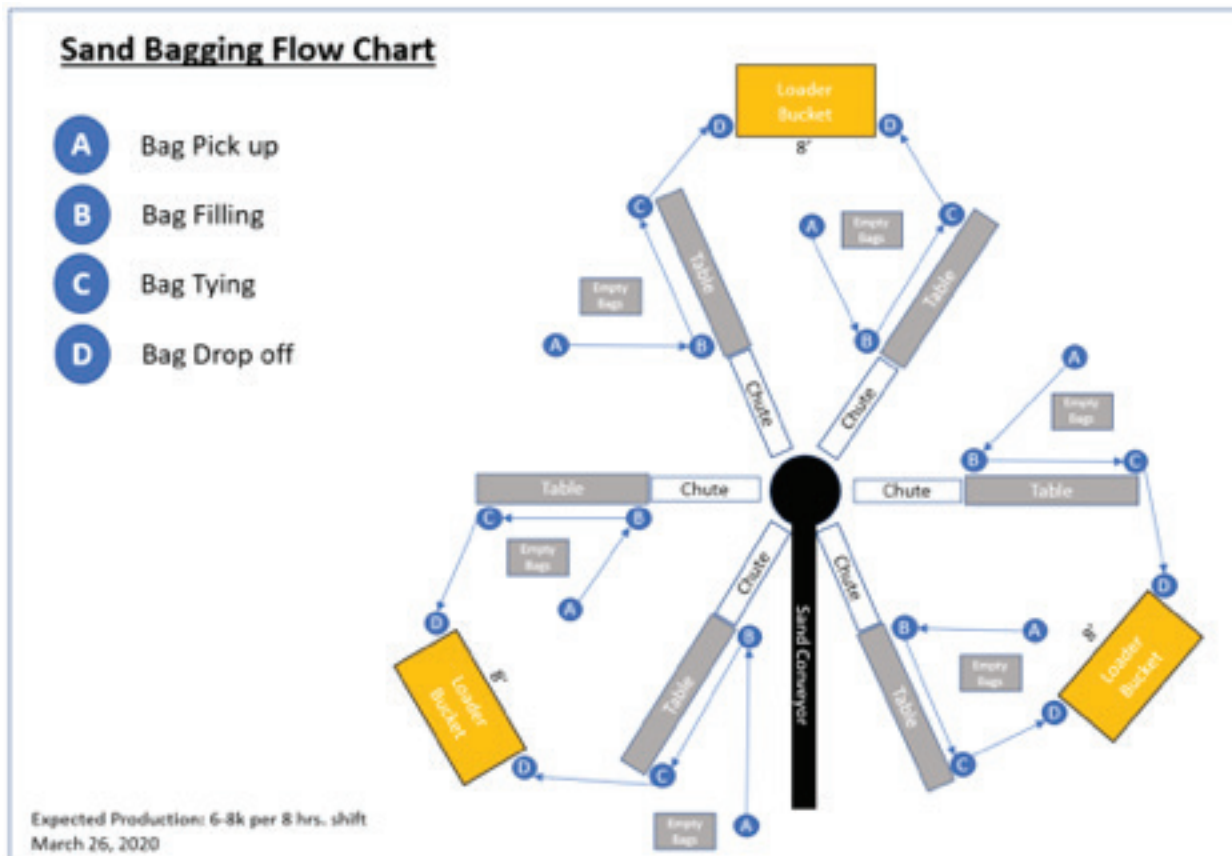


Image courtesy of City of Winnipeg

Water Filled Barriers

INSTALLATION

Process:

- One worker will roll out poly
- A second worker will then stake the poly in place 3 – 4 m behind the first worker
- The remainder of workers will space themselves out at 3 – 4 m apart, and carry over a section of the water-filled barriers

Options:

- Individual workers will maintain separation by maintaining distance along the water-filled barrier
- Workers will be required to wear personal protective equipment when making the connection between the two water-filled barriers

Result:

- This method would reduce person-to-person contact, where possible, and increase social distancing



For more information please contact:

Your Municipal Office or Emergency Measures Organization (EMO)
emo@gov.mb.ca