

Table 1
Requests Received and Completed under FIPPA (2010-2019)

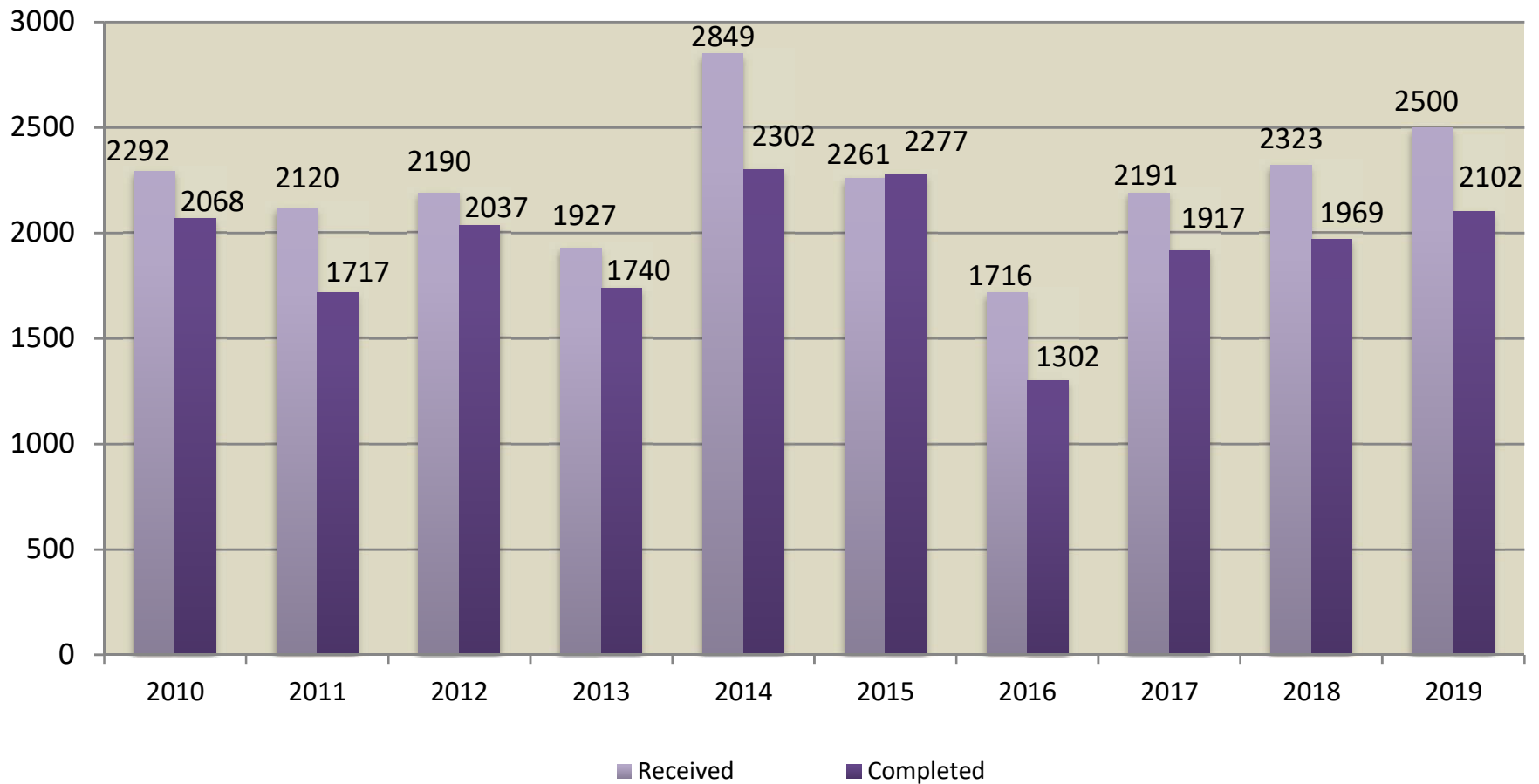


Table 2
Personal/General Distribution of Requests under FIPPA (2010-2019)

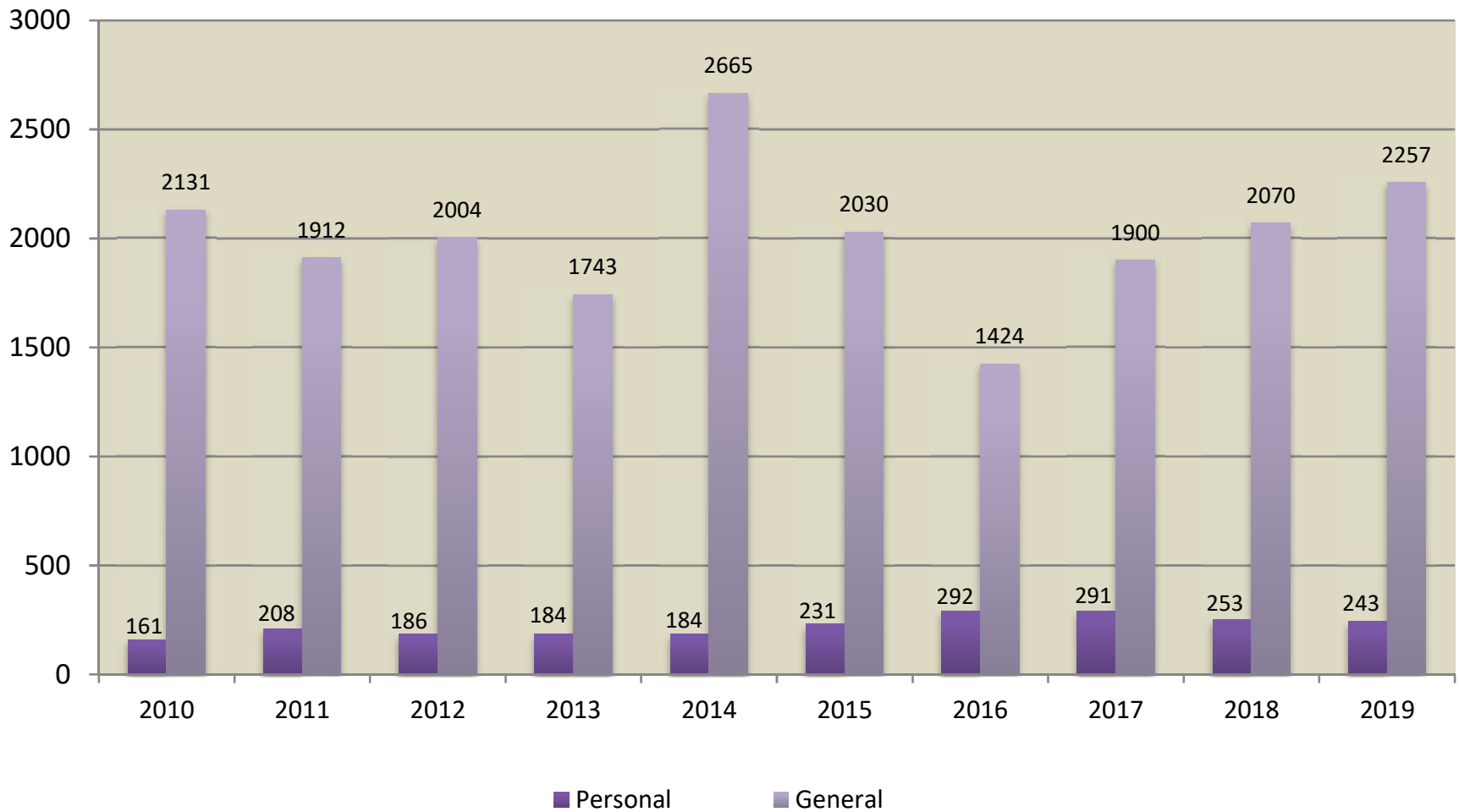


Table 3
Types of Applicants under FIPPA (2013-2019)

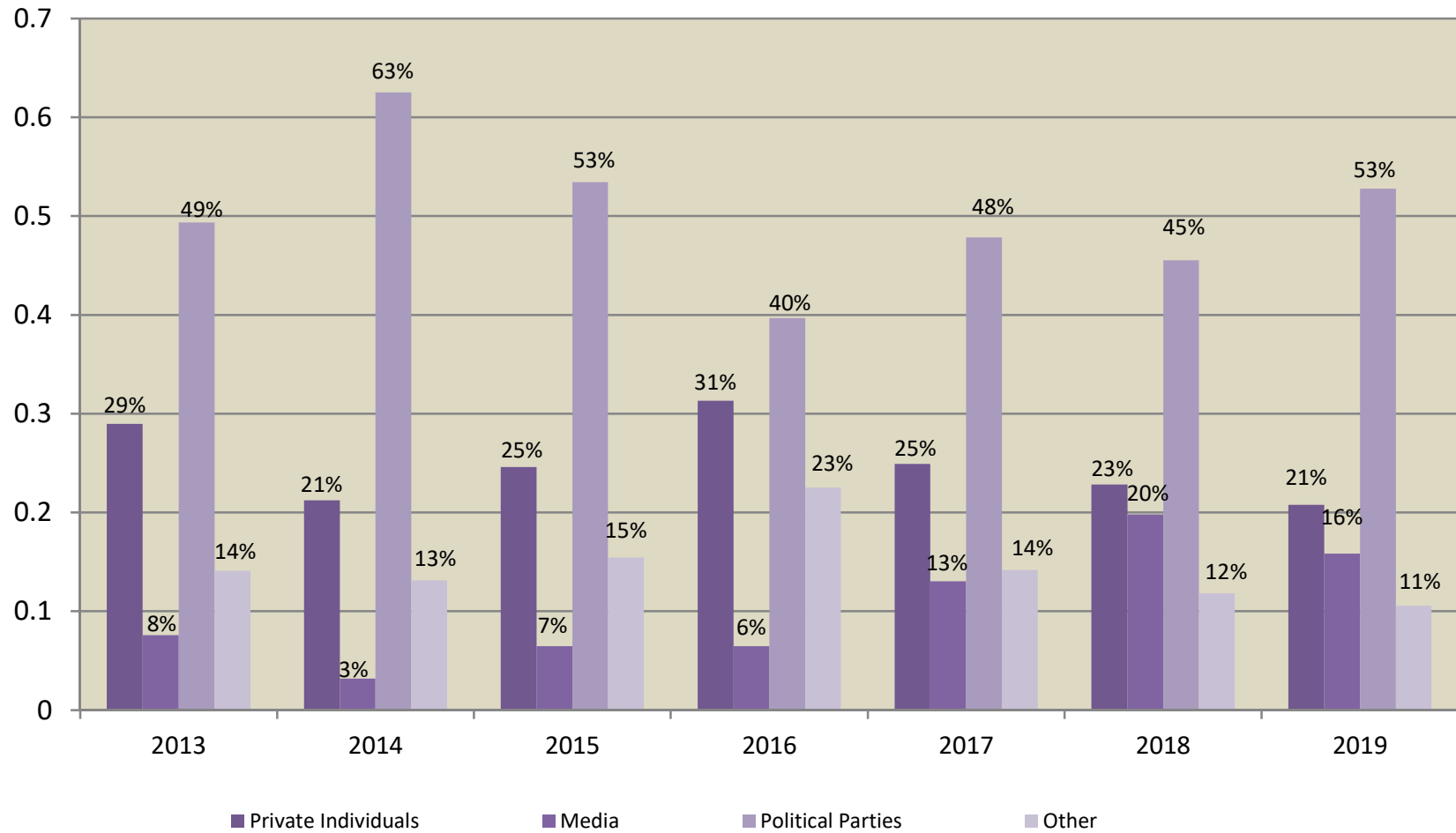
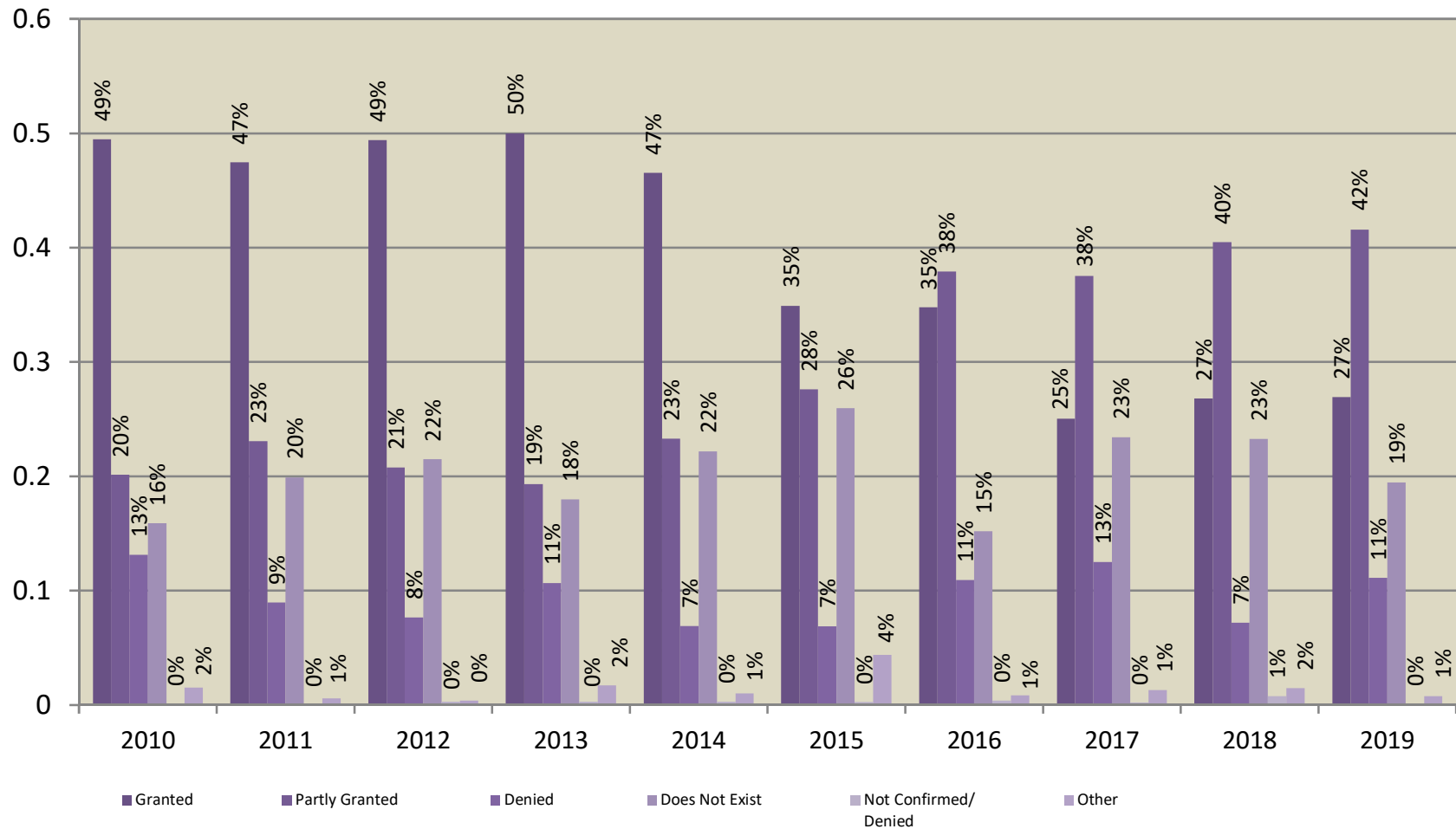


Table 4
Access Decisions under FIPPA (2010-2019)



**Table 5
Requests Received by Departments in 2019**

DEPARTMENTS	REQUESTS					ACCESS DECISIONS						RESPONSE TIME				
	Received	Brought From 2018	Withdrawn or Abandoned	Carried to 2020	Completed	Granted in Full or in Part		Denied	Doesn't Exist	Not Confirmed or Denied	Other	Within 30 days	Within 60 days		More than 60 days	
						Granted	Partly Granted						Total	With Authorized Extension	Total	With Authorized Extension
Agriculture/ Agriculture and Rural Development	72	0	8	27	37	8	10	6	13	0	0	26	11	8	0	0
Central Services	9	0	0	6	0	2	0	0	1	0	0	1	2	0	0	0
Civil Service Commission	66	1	5	0	59	45	5	4	5	0	0	23	23	1	13	0
Crown Services	75	22	47	27	36	9	5	4	18	0	0	6	16	0	14	0
Education and Training/ Education	220	22	2	31	209	38	127	19	25	0	0	199	10	3	0	0
Executive Council	117	51	67	12	88	19	24	20	25	0	0	9	20	4	59	9
Families	251	35	11	50	225	31	111	24	48	2	9	89	94	5	42	1
Finance	204	31	78	30	150	53	42	17	38	0	0	15	36	4	99	3
Growth, Enterprise and Trade/ Economic Development and Trade	114	30	7	18	119	31	68	5	15	0	0	90	28	20	1	0
Health, Seniors and Active Living	257	24	26	43	212	52	99	6	55	0	0	175	37	4	0	0
Indigenous and Northern Relations	43	9	5	16	31	4	24	1	2	0	0	3	5	2	23	0
Infrastructure	104	16	10	6	104	42	29	11	22	0	0	50	42	34	12	4
Justice	292	0	13	33	246	32	89	84	39	0	2	194	52	49	0	0
Municipal Relations	55	25	4	40	35	13	12	3	7	0	0	11	0	0	24	0
Sport, Culture and Heritage	38	1	2	6	29	11	9	2	7	0	0	22	6	1	1	1
Sustainable Development/ Conservation and Climate	157	95	4	53	195	62	85	10	38	0	0	66	109	4	20	0
TOTAL	2074	362	289	398	1775	452	739	216	358	2	11	979	491	139	308	18

Table 6
Requests Received by Government Agencies in 2019

CROWN AGENCY	REQUESTS					ACCESS DECISIONS						RESPONSE TIME				
	Received	Brought From 2018	Withdrawn or Abandoned	Carried to 2020	Completed	Granted in Full or in Part		Denied	Doesn't Exist	Not Confirmed or Denied	Other	Within 30 days	Within 60 days		More than 60 days	
						Granted	Partly Granted						Total	With Authorized Extension	Total	With Authorized Extension
Addictions Foundation of Manitoba	10	0	0	0	10	6	2	0	2	0	0	10	0	0	0	0
Centre culturel franco-manitobain	0	0	0	0	0	0	0	0	0	0	0	0	0	0	0	0
Combative Sports Commission	2	0	1	1	0	0	0	0	0	0	0	0	0	0	0	0
Communities Economic Development Fund	0	0	0	0	0	0	0	0	0	0	0	0	0	0	0	0
Deposit Gaurantee Corporation of Manitoba	0	0	0	0	0	0	0	0	0	0	0	0	0	0	0	0
Efficiency Manitoba	11	0	4	0	7	1	4	0	2	0	0	7	0	0	0	0
Leaf Rapids Town Properties Ltd.	0	0	0	0	0	0	0	0	0	0	0	0	0	0	0	0
Legal Aid Manitoba	7	2	0	1	8	5	1	0	1	1	0	8	0	0	0	0
Liquor, Gaming and Cannabis Authority of Manitoba	7	0	2	0	5	1	1	1	2	0	0	4	0	0	1	0
Manitoba Agricultural Services Corporation	1	0	0	1	0	0	0	0	0	0	0	0	0	0	0	0
Manitoba Arts Council	0	0	0	0	0	0	0	0	0	0	0	0	0	0	0	0
Manitoba Centennial Centre Corporation	0	0	0	0	0	0	0	0	0	0	0	0	0	0	0	0
Manitoba Development Corporation	0	0	0	0	0	0	0	0	0	0	0	0	0	0	0	0
Manitoba Film and Music	0	0	0	0	0	0	0	0	0	0	0	0	0	0	0	0
Manitoba Housing and Renewal Corporation	101	8	26	14	69	19	43	1	4	0	2	25	33	10	11	0
Manitoba Human Rights Commission	7	0	0	0	7	6	0	0	1	0	0	7	0	0	0	0
Manitoba Hydro	77	8	15	16	54	19	19	5	10	0	1	36	15	6	3	0
Manitoba Institute of Trades and Technology	2	2	0	2	2	0	3	0	0	0	0	1	0	0	2	2
Manitoba Law Reform Commission	0	0	0	0	0	0	0	0	0	0	0	0	0	0	0	0
Manitoba Liquor and Lotteries Corporation	38	5	5	7	31	6	4	5	8	0	0	9	3	3	11	0
Manitoba Public Insurance	119	7	25	7	94	24	49	3	16	0	2	45	49	36	0	0
Manitoba Water Services Board	3	0	0	2	1	1	0	0	0	0	0	1	0	0	0	0
Public Guardian and Trustee of Manitoba	3	0	0	0	3	1	0	0	2	0	0	3	0	0	0	0
Travel Manitoba	0	0	0	0	0	0	0	0	0	0	0	0	0	0	0	0
Workers Compensation Board of Manitoba	38	1	2	1	36	25	9	3	3	0	0	36	4	0	0	0
TOTAL	426	33	80	52	327	114	135	18	51	1	5	192	104	55	28	2
TOTALS OF TABLES 5 AND 6 (Government departments and agencies)	583	128	84	105	522	176	220	28	89	1	5	258	213	59	48	2

Table 7
Reasons for Denial of Access under FIPPA in 2018 and 2019 - Departments and Agencies

EXCEPTIONS TO DISCLOSURES	FIPPA SECTION NUMBER	NUMBER OF REQUESTS IN WHICH THE EXCEPTION WAS APPLIED	
		2019	2018
MANDATORY			
Third party's privacy	17	424	456
Third party's business interests	18	169	136
Cabinet confidences	19	166	145
Information provided in confidence by another government	20	78	51
DISCRETIONARY			
Harmful to relations between Manitoba and other governments	21	95	63
Local public body confidences	22	2	0
Advice to public body	23	612	492
Harmful to individual or public safety	24	40	19
Harmful to law enforcement or legal proceedings	25	75	76
Harmful to security of property	26	54	72
Solicitor - client privilege	27	81	46
Harmful to economic and other interests of a public body	28	84	57
Testing procedures, tests and audits	29	8	1
Confidential evaluations about applicant	30	2	2
Preservation of heritage resources and life forms	31	0	4
Information that will be available to the public	32	28	7

Table 8
Fees Collected under FIPPA (2012-2019)

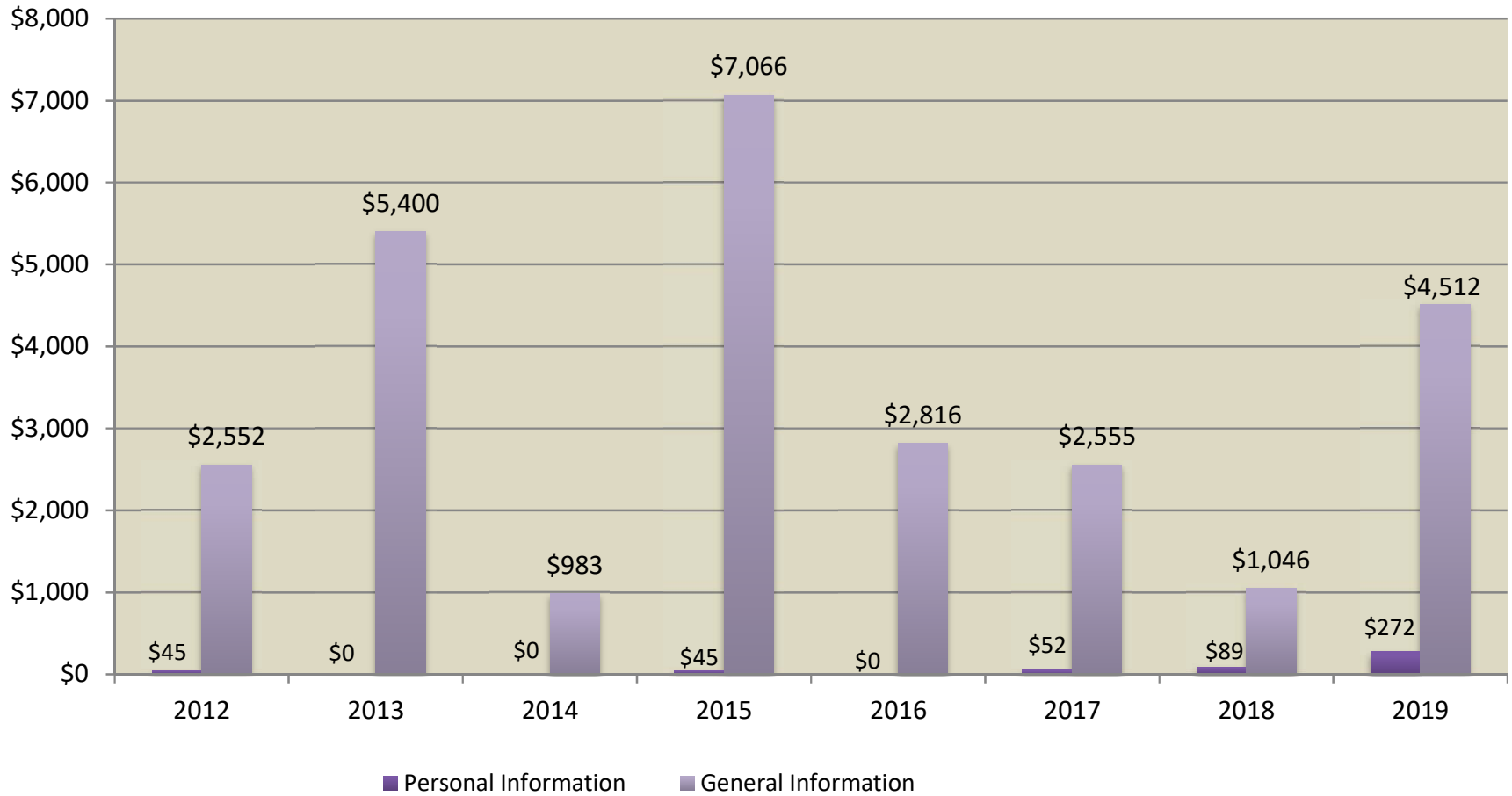


Table 9
Reported Costs of Responding to Requests under FIPPA
(2011-2019)

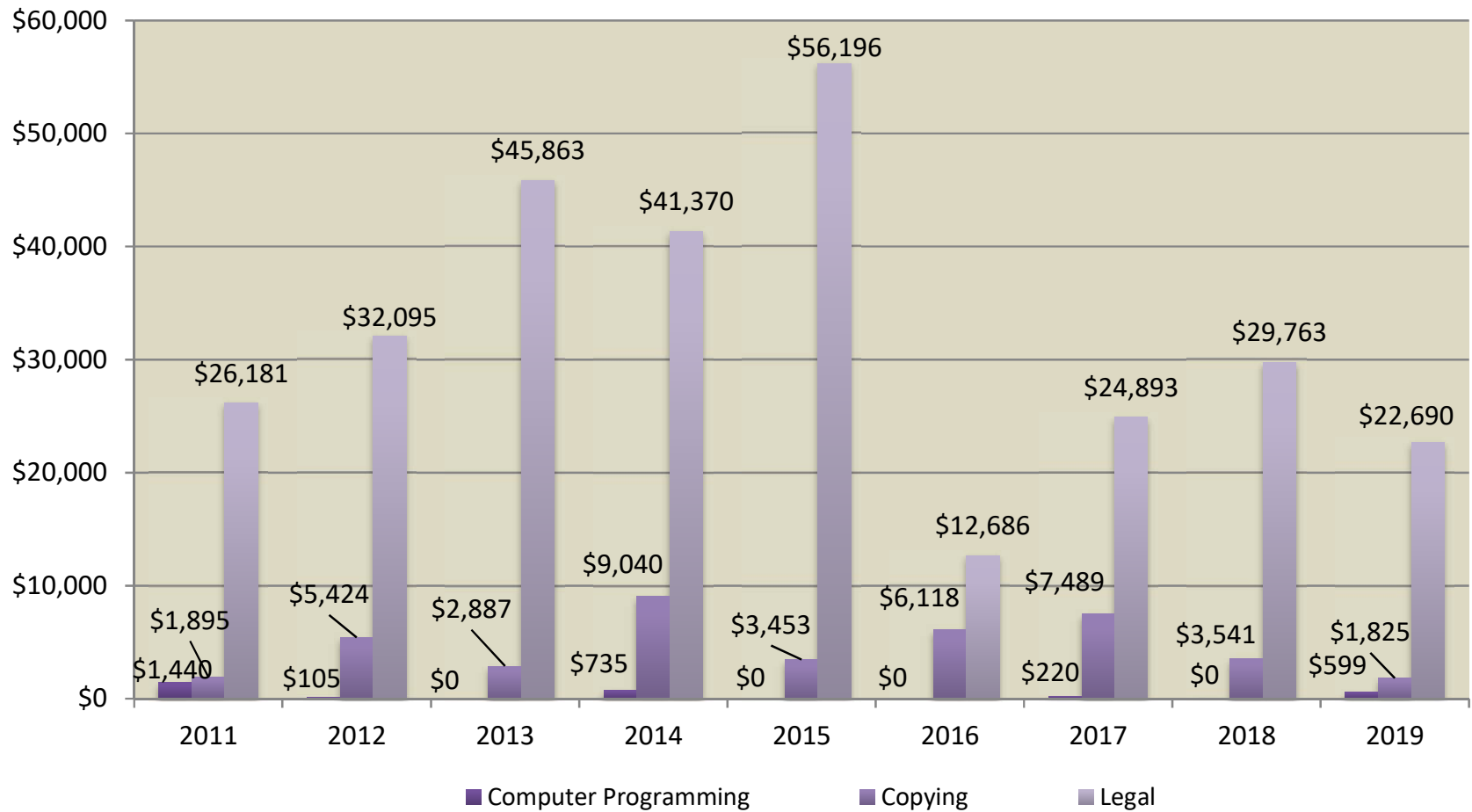


Table 10
Local Public Bodies' Experience under FIPPA in 2019

TYPE OF LOCAL PUBLIC BODY	TOTAL NUMBER OF BODIES	NUMBER THAT REPORTED	NUMBER THAT RECEIVED REQUESTS	NUMBER OF REQUESTS RECEIVED	NUMBER OF REQUESTS COMPLETED*	REQUESTS FULLY GRANTED	REQUESTS PARTLY GRANTED	RESPONSE On Time**
Educational Bodies								
School Divisions	37	28	28	156	150	102	18	140
Colleges	2	2	2	2	2	1	1	2
Universities	5	4	4	69	63	16	19	63
Health Care Bodies								
Regional Health Authorities	5	5	5	461	417	149	90	417
Hospitals, Health Care Bodies	15	12	8	172	138	26	28	135
Local Government Bodies								
Municipalities	137	103	31	1437	1266	267	669	999
Community Councils	50	6	0	0	0	0	0	0
Planning Districts	31	17	3	3	3	1	2	3
Conservation Districts	18	9	1	2	2	2	0	2
Police Boards	11	4	2	4	4	3	0	4
Total	311	190	84	2306	2045	567	827	1765

* Includes requests received in 2018 and completed in 2019.

** Includes requests responded to within 30 days and those that met an authorized extension.

Table 11
Requests Received and Completed by Educational Bodies in 2019*

EDUCATIONAL BODIES	REQUESTS					ACCESS DECISIONS						RESPONSE TIME					
	Received	Brought From 2018	Carried to 2020	Withdrawn or Abandoned	Completed	Granted in Full or in Part		Denied	Doesn't Exist	Not Confirmed or Denied	Repetitive	Within 30 days	Within 60 days		More than 60 days		
						Granted	Partly Granted						Total	With Authorized Extension	Total	With Authorized Extension	
<i>School Divisions</i>																	
Beautiful Plains School Division	3	0	0	0	3	2	0	0	0	0	1	3	0	0	0	0	0
Border Land School Division	4	0	1	0	3	2	0	0	1	0	0	3	0	0	0	0	0
Brandon School Division	11	0	1	0	10	6	1	3	0	0	0	10	0	0	0	0	0
Flin Flon School Division	4	0	0	0	4	3	0	1	0	0	0	4	0	0	0	0	0
Fort la Bosse School Division	2	0	0	0	2	2	0	0	0	0	0	2	0	0	0	0	0
Division scolaire franco-manitobaine	5	0	0	2	3	3	0	0	0	0	0	3	0	0	0	0	0
Frontier School Division	6	0	1	0	5	5	0	0	0	0	0	5	0	0	0	0	0
Garden Valley School Division	3	0	0	0	3	0	1	0	2	0	0	3	0	0	0	0	0
Interlake School Division	4	0	2	0	2	2	0	0	0	0	0	2	0	0	0	0	0
Kelsey School Division	2	0	0	0	2	2	0	0	0	0	0	2	0	0	0	0	0
Lakeshore School Division	2	0	0	0	2	1	1	0	0	0	0	2	0	0	0	0	0
Lord Selkirk School Division	5	0	1	0	4	4	0	0	0	0	0	4	0	0	0	0	0
Louis Riel School Division	11	0	0	0	11	5	3	2	1	0	0	10	1	1	0	0	0
School District of Mystery Lake	3	0	1	0	2	2	0	0	0	0	0	2	0	0	0	0	0
Park West School Division	3	0	0	0	3	2	0	1	0	0	0	3	0	0	0	0	0
Pembina Trails School Division	15	10	0	0	25	17	3	2	3	0	0	17	6	6	2	0	0
Portage la Prairie School Division	4	0	0	0	4	4	0	0	0	0	0	3	1	0	0	0	0
Prairie Spirit School Division	2	0	0	0	2	2	0	0	0	0	0	2	0	0	0	0	0
Red River Valley School Division	3	3	0	0	6	3	3	0	0	0	0	5	0	0	1	0	0
River East Transcona School Division	11	0	2	0	9	4	4	0	1	0	0	5	4	0	0	0	0
St. James Assiniboia School Division	9	0	0	0	9	7	0	0	1	0	1	9	0	0	0	0	0
Seven Oaks School Division	7	0	0	0	7	5	0	1	0	0	1	7	0	0	0	0	0
Southwest Horizon School Division	3	0	0	0	3	2	1	0	0	0	0	3	0	0	0	0	0
Sunrise School Division	8	0	1	1	6	3	0	3	0	0	0	5	1	0	0	0	0
Swan Valley School Division	3	0	0	0	3	2	0	1	0	0	0	3	0	0	0	0	0
Turtle River School Division	4	0	0	0	4	2	0	0	2	0	0	4	0	0	0	0	0
Western School Division	3	0	0	0	3	3	0	0	0	0	0	2	1	0	0	0	0
Winnipeg School Division	16	0	2	4	10	7	1	1	0	1	0	9	0	0	1	1	1
SUB-TOTALS	156	13	12	7	150	102	18	15	11	1	3	132	14	7	4	1	
<i>Colleges and Universities</i>																	
Assiniboine Community College	1	0	0	0	1	0	1	0	0	0	0	1	0	0	0	0	0
Brandon University	3	0	0	0	3	3	0	0	0	0	0	3	0	0	0	0	0
University College of the North	1	0	0	0	1	1	0	0	0	0	0	1	0	0	0	0	0
University of Manitoba	61	0	3	3	55	12	16	7	17	0	3	44	11	11	0	0	0
Université de Saint-Boniface	1	0	0	0	1	1	0	0	0	0	0	1	0	0	0	0	0
University of Winnipeg	4	0	0	0	4	0	3	0	1	0	0	3	1	1	0	0	0
TOTAL	227	13	15	10	215	119	38	22	29	1	6	185	26	19	4	1	

*This table lists only the educational bodies which reported receiving or completing requests in 2019.

Table 12
Requests Received and Completed by Health Care Bodies in 2019

HEALTH CARE BODIES	REQUESTS					ACCESS DECISIONS						RESPONSE TIME				
	Received	Brought From 2018	Carried to 2020	Withdrawn or Abandoned	Completed	Granted in Full or in Part		Denied	Doesn't Exist	Not Confirmed or Denied	Repetitive	Within 30 days	Within 60 days		More than 60 days	
						Granted	Partly Granted						Total	With Authorized Extension	Total	With Authorized Extension
Regional Health Care Authorities:																
Interlake-Eastern Regional Health Authority	38	0	0	0	38	22	3	2	11	0	0	38	0	0	0	0
Northern Health Region	39	0	0	0	39	22	10	2	5	0	0	38	1	1	0	0
Prairie Mountain Health	46	2	7	0	41	23	8	2	8	0	0	39	2	2	0	0
Southern Health/Santé Sud	65	1	19	2	45	26	11	2	5	1	0	45	0	0	0	0
Winnipeg Regional Health Authority	273	58	26	51	254	56	58	59	76	0	5	183	71	71	0	0
Sub-total	461	61	52	53	417	149	90	67	105	1	5	343	74	74	0	0
Other Health Care Bodies:																
CancerCare Manitoba	18	1	9	0	10	1	0	7	2	0	0	10	0	0	0	0
Eden Mental Health Centre	8	0	0	1	7	6	0	0	1	0	0	7	0	0	0	0
Manitoba Adolescent Treatment Centre	9	0	0	0	9	2	2	0	0	0	5	9	0	0	0	0
Misericordia Health Centre	1	0	0	0	1	0	1	0	0	0	0	1	0	0	0	0
Riverview Health Centre	1	0	0	0	1	0	1	0	0	0	0	1	0	0	0	0
St. Boniface General Hospital	37	0	0	5	32	12	6	0	14	0	0	29	3	3	0	0
Seven Oaks General Hospital	5	1	0	1	5	2	1	2	0	0	0	3	2	0	0	0
Shared Health	93	0	10	10	73	3	17	26	26	0	1	66	6	6	1	0
Sub-total	172	2	19	17	138	26	28	35	43	0	6	126	11	9	1	0
TOTAL	633	63	71	70	555	175	118	102	148	1	11	469	85	83	1	0

Table 13
Requests Received and Completed by Local Government Bodies in 2019*

LOCAL GOVERNMENT BODIES	REQUESTS					ACCESS DECISIONS						RESPONSE TIME				
	Received	Brought From 2018	Carried to 2020	Withdrawn or Abandoned	Completed	Granted in Full or in Part		Denied	Doesn't Exist	Not Confirmed or Denied	Repetitive	Within 30 days	Within 60 days		More than 60 days	
						Granted	Partly Granted						Total	With Authorized Extension	Total	With Authorized Extension
Municipalities																
Armstrong, R.M. of	1	0	0	0	1	1	0	0	0	0	0	1	0	0	0	0
Bifrost-Riverton, Municipality of	2	0	0	0	2	2	0	0	0	0	0	2	0	0	0	0
Brandon, City of	31	9	0	1	39	14	13	5	6	1	0	34	5	5	0	0
Cornwallis, R.M. of	2	0	0	0	2	0	1	0	1	0	0	2	0	0	0	0
Dauphin, City of	2	0	0	0	2	2	0	0	0	0	0	2	0	0	0	0
East St. Paul, R.M. of	2	0	0	0	2	1	0	0	1	0	0	2	0	0	0	0
Grahamdale, R.M. of	2	0	0	0	2	2	0	0	0	0	0	2	0	0	0	0
Grey, R.M. of	1	0	0	0	1	0	1	0	0	0	0	1	0	0	0	0
Lac du Bonnet, R.M. of	16	2	0	4	14	3	1	6	1	0	3	14	0	0	0	0
Mountain, R.M. of	84	0	0	0	84	84	0	0	0	0	0	84	0	0	0	0
Niverville, Town of	1	0	0	0	1	0	0	1	0	0	0	1	0	0	0	0
Norfolk Treherne, Municipality of	2	0	0	1	1	0	1	0	0	0	0	1	0	0	0	0
Oakland-Wawanesa, Municipality of	3	0	0	0	3	3	0	0	0	0	0	3	0	0	0	0
Portage la Prairie, City of	2	0	0	0	2	1	1	0	0	0	0	2	0	0	0	0
Rockwood, R.M. of	1	0	0	0	1	1	0	0	0	0	0	1	0	0	0	0
Rosser, R.M. of	2	0	0	0	2	0	1	0	1	0	0	2	0	0	0	0
St. Andrews, R.M. of	8	0	0	0	8	6	0	0	2	0	0	7	1	0	0	0
St. Laurent, R.M. of	2	1	0	0	3	1	1	0	1	0	0	2	0	0	1	1
Ste. Anne, Town of	2	0	0	0	2	1	0	0	1	0	0	2	0	0	0	0
Selkirk, City of	2	0	1	0	1	0	0	0	1	0	0	1	0	0	0	0
Stanley, R.M. of	15	0	0	0	15	8	1	2	4	0	0	15	0	0	0	0
Steinbach, City of	2	0	0	0	2	0	0	2	0	0	0	2	0	0	0	0
Tache, R.M. of	1	0	0	0	1	1	0	0	0	0	0	1	0	0	0	0
The Pas, Town of	1	0	0	0	1	1	0	0	0	0	0	1	0	0	0	0
Thompson, City of	9	0	0	0	9	6	1	0	2	0	0	7	2	0	0	0
Victoria, R.M. of	1	0	0	0	1	1	0	0	0	0	0	1	0	0	0	0
West St. Paul, R.M. of	9	1	0	2	8	1	6	1	0	0	0	7	1	1	0	0
WestLake-Gladstone, Municipality of	7	0	0	1	6	6	0	0	0	0	0	6	0	0	0	0
Whitehead, R.M. of	1	0	0	0	1	1	0	0	0	0	0	1	0	0	0	0
Winnipeg, City of	1223	92	58	208	1049	120	641	141	101	3	43	781	109	1	159	3
8 Additional Local Government Bodies**	8	0	0	0	8	6	1	1	0	0	0	8	0	0	0	0
SUB-TOTALS	1445	105	59	216	1274	273	670	159	122	4	46	996	118	7	160	4
Planning Districts, Police Boards, Conservation Districts																
Eastern Interlake Planning District	1	0	0	0	1	0	1	0	0	0	0	1	0	0	0	0
Red River Planning District	1	0	0	0	1	0	1	0	0	0	0	1	0	0	0	0
Western Interlake Planning District	1	0	0	0	1	1	0	0	0	0	0	1	0	0	0	0
Altona Police Board	1	0	0	0	1	0	0	0	1	0	0	1	0	0	0	0
Winnipeg Police Board	3	0	0	0	3	3	0	0	0	0	0	3	0	0	0	0
East Interlake Conservation District	2	0	0	0	2	2	0	0	0	0	0	2	0	0	0	0
TOTAL	1454	105	59	216	1283	279	672	159	123	4	46	1005	118	7	160	4

*This table lists only the local government bodies which reported receiving and/or completing requests in 2019.

**8 local government bodies received 1 request each

Table 14
Local Public Bodies Comparative Yearly Experience 2016 - 2019

	2016	2017	2018	2019
Requests Received	1815	2322	2380	2306
Requests Completed	1552	1884	1995	2045
Requests Fully Granted	602	687	560	567
Requests Partly Granted	647	711	775	827
Requests Denied*	118	145	170	282
Responses deemed On Time**	1513	1849	1619	1765
Responses Within 31 - 60 Days Without Authorized Extension	23	30	218	120

* There were also some requests for records that did not exist; that were repetitive, incomprehensible, frivolous or vexatious or already provided to the applicant;

** Includes requests responded to within 30 days and those that met an authorized extension.