

# Recognizing Foreign Qualifications

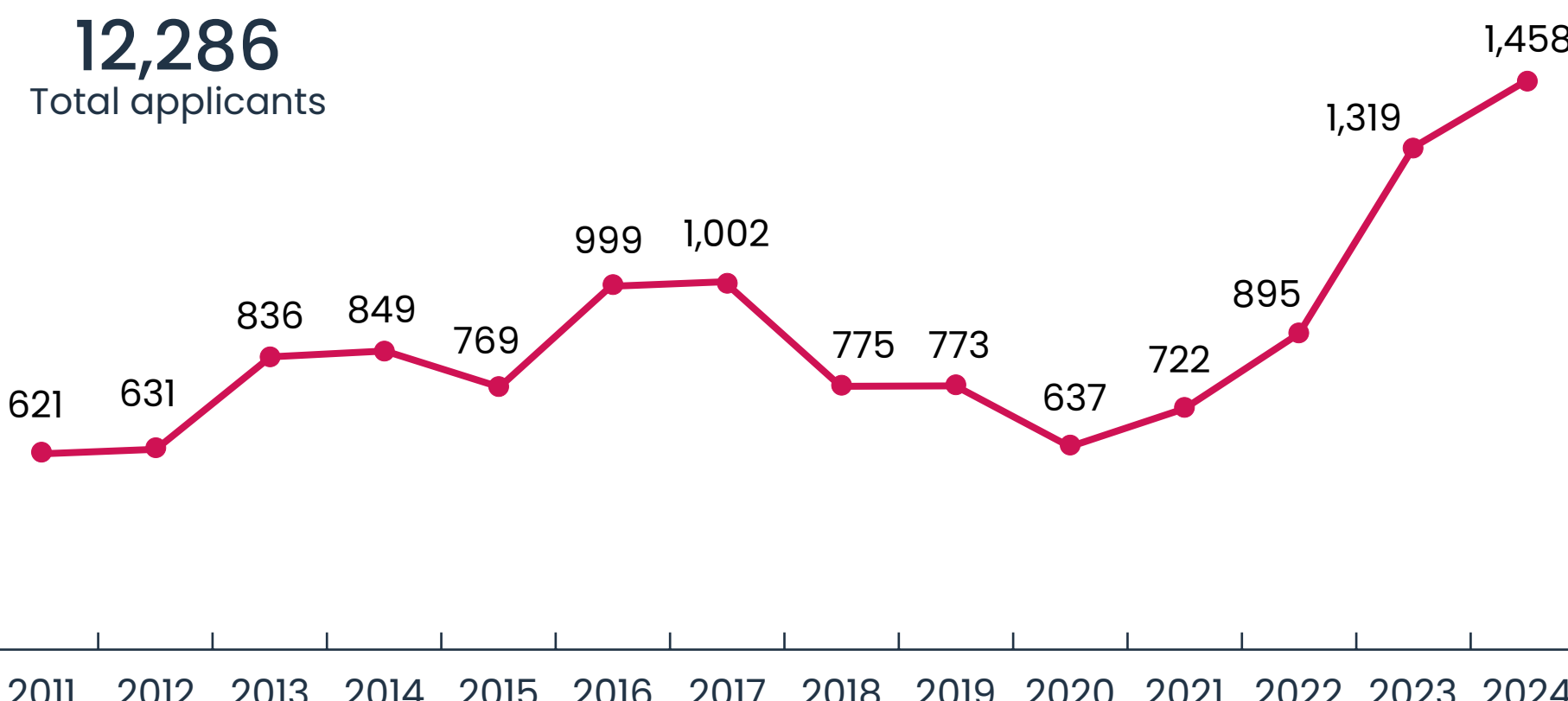
what the numbers tell us  
2011-2024



## Applicants



**12,286**  
Total applicants



## Top 5 Professions by Applicants



**1**

Engineering  
3,404




**2**

Accounting  
1,896



**3**

Medicine  
1,513



**4**

Registered Nursing  
1,136



**5**

Engineering Technologies  
907

## Top 10 Countries of Education - Applicants



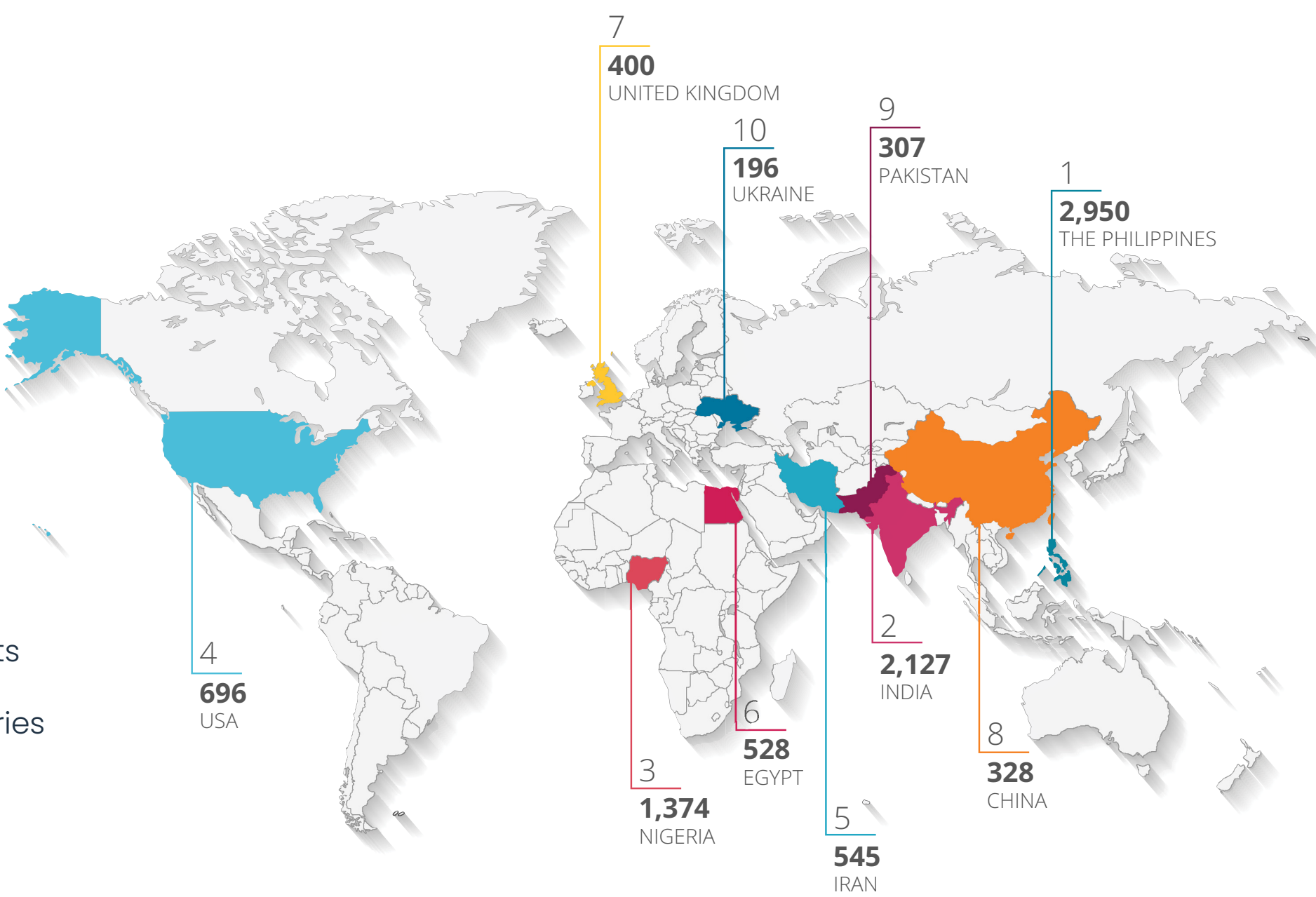
**31%**

of these top 10 came from The Philippines

.....

**77%**

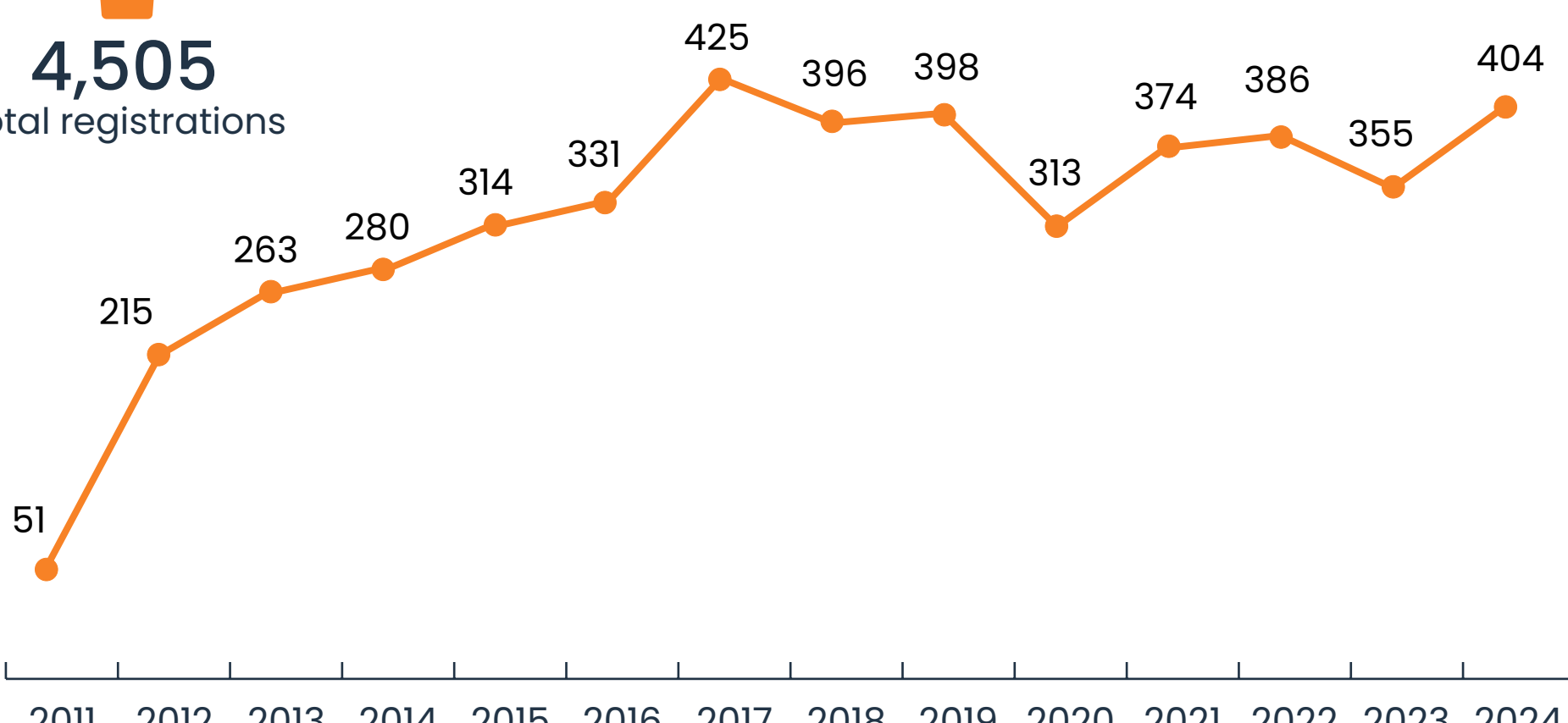
of all applicants came from these 10 countries



## Registrations



**4,505**  
Total registrations



## Top 5 Countries by Registrations



**1**

Philippines  
1,129



**2**

India  
704




**3**

United States  
484



**4**

Nigeria  
364



**5**

Egypt  
318

## Average Timelines



**1.2 years**

.....  
average time to  
provisional registration



**2.9 years**

.....  
average time to  
registration

### Notes:

This infographic presents registration data on internationally educated applicants to Manitoba regulated professions from 2011-2024. Each applicant is counted once, regardless of the number of applications made.

In more than half of Manitoba regulated professions, applicants apply first to a national third party for assessment. These individuals are not included in the Fair Registration Practices Office's dataset until they are successful with this part of the process and make an application to a Manitoba regulator. This means applicants are under-counted across the period.

Due to data collection methods, individuals who applied before 2011, but registered during this period, are not counted. As a result, registrations are under-counted at the beginning of this period.

Complete timeline information is unavailable for some applicants who registered. Timelines presented above are for 4,232/5,468 applicants who provisionally registered in the period and for 3,826/4,485 who registered in the period.