

Mines Branch

Quarry Lease Submitting Annual Rental and Return

Table of Contents

Quarry Lease Annual Rental and Return Procedure	3
Mines Branch Contact Information.....	7

Quarry Lease Annual Rental and Return Procedure



Exemption Certificates

If you have an exemption certificate to file with your annual return, you can submit the exemption certificate online. Refer to “How to Submit an Exemption Certificate Application” found in our Tutorials Section or click [here](#).



Submitting a Paper Quarry Return?

If an exemption certificate was submitted and approved online but you are submitting a paper-based quarry return, attach the email confirmation of the approved exemption certificate to your quarry return.

Step 1: Click [Launch iMaQs](#) to log in.

iMaQs Integrated Mining and Quarrying System

Manitoba

Printer Friendly

iMaQs Integrated Mining and Quarrying System

Mines Branch Contact
E-mail or call us at 1-800-223-5215

iMaQs Home Page

- Mines Branch (Regulatory)
- GIS Map Gallery
- Mining Search
- Quarry Search
- Assessment Search
- Mining Map
- Quarry Map

Welcome to iMaQs, Manitoba's integrated Mining and Quarrying system. iMaQs is an internet-based system for certified Mines Branch clients to submit applications and manage their mining and quarrying dispositions online, anywhere, anytime.

Begin your session by selecting an activity from the list below

Launch iMaQs **Mining Maps iMaQs** **Quarry Maps iMaQs**

iMaQs Help Tips

Latest News


About This Service

To view PDF files, you must have a copy of the Adobe Acrobat Reader which is available as a free download.

Get Adobe Reader

Step 2: Go to **Quarry** and click on **Quarry Lease**. Select **Quarry Lease Annual Rental and Return**.

Rel. 1.2.0.9 [built on 20160804 at 0929]

iMaQs **Manitoba** 

Integrated Mining and Quarrying System Printer Friendly

You are logged in as: manitobaquarry1 Current time: 09 Aug 2016, 10:22:18 AM

Welcome Home | Logout

Client Account Mining **Quarry**

Management **Quarry & Surface Lease** Casual Quarry Permit Private Aggregate Quarry



Quarry Lease / Surface

- [Quarry Lease Annual Rental and Return](#)

Step 3: Select **Holder**. Click Next.

Select Holder

Select Holder :

 Back Next 

Step 4: Click on the Disposition Number to file the return.

Disposition Number

Select Disposition Number to file return. For disposition not in the list, please contact Mines Branch.

Disposition Number	Status	Issue Date	Anniversary Date	Expiry Date
QL-2845	Issued	2015-04-17	2015-04-17	2016-05-17
QL-2830	Issued	2014-05-26	2017-05-26	2017-06-25
QL-2736	Issued	2013-06-21	2016-06-21	2016-07-21
QL-2733	Issued	2013-08-21	2016-08-21	2016-09-20
QL-2711	Issued	2012-10-29	2015-10-29	2015-11-28
QL-2531	Issued	2012-09-27	2016-09-27	2016-10-27
QL-2529	Issued	2011-10-26	2016-10-26	2016-11-25

Quarry Lease Annual Rental and Return

- Select Holder
- Select Disposition**
- Data Input Form



If a disposition is not on the list, please contact the Mines Branch by sending an email to Mines_Br@gov.mb.ca

Step 5: To pay annual rental and submit an annual quarry return, complete the Data Input Form. Enter the Start and End Removal Dates and the Return Year. Click **Next**.

Selected Quarry Lease Information

Quarry Lease number: QL-1069
Status: Issued
Holder: ██
Anniversary Date: 2016-05-03
Expiry Date: 2016-06-02
Term Expiry Date: 2024-05-03
Area In Hectares: 15.55
Applied For materials: SAND AND GRAVEL

Legal Description

Legal Description Lines:
Line 1: SEC 31 TWP 26 RGE 2 W1

Further Description / Comment:
 LEGAL SUBDIVISION 14 OF 31-26-2 WPM

Data Input Form

All fields with * are required.

* Start Date[YYYY-MM-DD]: * End Date[YYYY-MM-DD]: * Return Year:

Back
Next

Step 6: Enter the Return Details.

- Check-off Exemption Certificate(s) if applicable.
- Mandatory: Enter the Amount Removed and Unit of Measure.
- Check-off Rental Payment if you are submitting the rent for the Return Year being filed.

Exemption Certificate(s)

Check off exemption certificate that will be applied to this quarry return.

Click here to select all Exemption Certificates

	Exemption Certificate Number	Contract Number	Public Agency	Material	Exempted Material Quantity
<input type="checkbox"/>	QLEXC1069-001	MORTONCJ	RM/City/Town	GRAVEL	10,000

Data Input Form

Start Date: 2015-05-07 **End Date:** 2015-08-01 **Return Year:** 2015

Quarry Material	Amount Removed	Exempt	Unit	Rate Of Royalty	Rate Of Rehab
GRAVEL	<input type="text"/>	0.00	TONNE ▼	0.50	0.12

Include Rental Payment

Back
Next

Step 7: Click **Next** to proceed to the Review Page.

Step 8: Review all information. If you need to make changes, click the **Back** button otherwise click **Submit** to proceed with payment.

Please review the Quarry Return Details. Click the Submit button to confirm all information are correct otherwise click Back button to make any changes prior to submission.



Start Date: 2015-05-07 **End Date:** 2015-08-01 **Return Year:** 2015

Quarry Material	Amount Removed	Unit	Exempt	Non Exempt	Rate Of Royalty	Rate Of Rehab	Royalty	Rehabilitation Levy
GRAVEL	10,000.00	TONNE	10,000.00	0.00	0.50	0.12	\$0.00	\$1,200.00

Royalty: \$0.00
Rehabilitation Levy: \$1,200.00
Annual Rental Fee: \$432.00
Total Amount Paid: \$1,632.00

▼ Exemption Certificate(s)

Exemption Certificate Number	Contract Number	Public Agency	Material	Exempted Material Quantity
QLEXC1069-001	MORTONCJ	RM/City/Town	GRAVEL	10,000


 Back
  Submit

Step 9: The Shopping Cart will show you the total amount to be paid. Click Next.

Shopping Cart

Event Description	Cost (excluding application fee)	Application Fee	Detail	Remove Item
Quarry Lease Annual Rental and Return	\$1,632.00	\$0.00	No event details	Remove Event

Total Amount : \$1,632.00

 Next

Step 10: This will bring you to the **Financial Management** page. Select your **Method of Payment**. Enter your credit card information and click on **Payment**.

Step 11: Once payment is approved, print a copy of the approval page for your records. The name "Mines Branch" will appear on your credit card statement. Click **Next** to proceed to the Confirmation Page.

Step 12: Click on **View Event Confirmation**. You will receive a system-generated email confirming the transaction.

Confirmation Page Index		
Event ID	Event Description	View Confirmation
375694	Quarry Lease Annual Rental and Return	View Event Confirmation

Event Number: 375694

Quarry Return was successfully submitted.

Legal Description

Legal Description Lines:
Line 1: SEC 31 TWP 26 RGE 2 W1

Further Description / Comment:
LEGAL SUBDIVISION 14 OF 31-26-2 WPM

Selected Quarry Lease Information

Quarry Lease number: QL-1069
Status: Issued
Holder: ████████████████████████████████████
Anniversary Date: 2017-05-03
Expiry Date: 2017-06-02
Term Expiry Date: 2024-05-03
Area In Hectares: 15.55
Applied For materials: SAND AND GRAVEL

Data Input Form

Start Date: 2015-05-07 **End Date:** 2015-08-01 **Return Year:** 2015

Return Number: 24336

Quarry Material	Amount Removed	Unit	Exempt	Non Exempt	Rate Of Royalty	Rate Of Rehab	Royalty	Rehabilitation Levy
GRAVEL	10,000.00	TONNE	10,000.00	0.00	0.50	0.12	\$0.00	\$1,200.00

Royalty: \$0.00
Rehabilitation Levy: \$1,200.00
Annual Rental Fee: \$432.00
Total Amount Paid: \$1,632.00

Mines Branch Contact Information



Please email Mines Branch at mines_br@gov.mb.ca if a mistake was made on the Quarry Return.