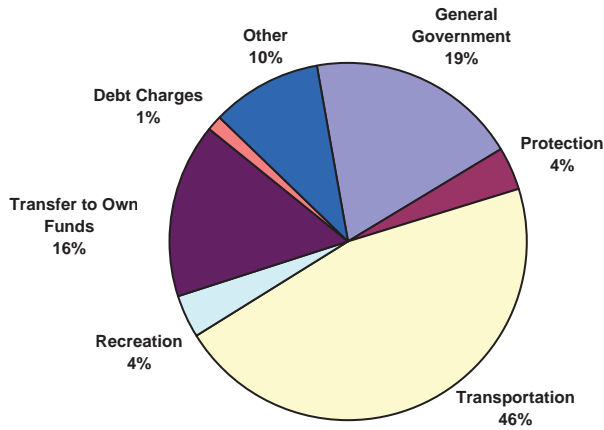


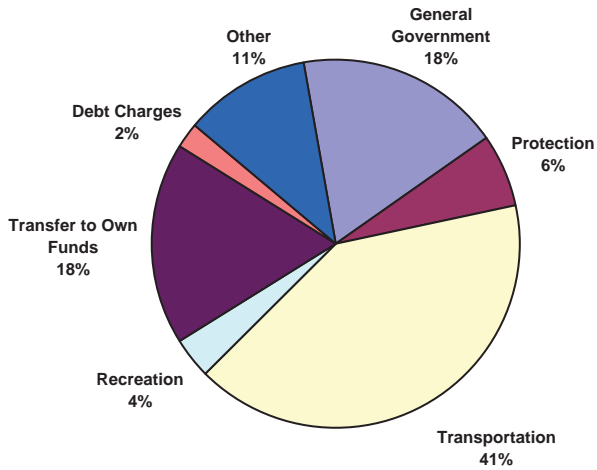
2005 MUNICIPAL EXPENDITURES BY MAJOR FUNCTION

Rural Municipalities Populations under 1,000



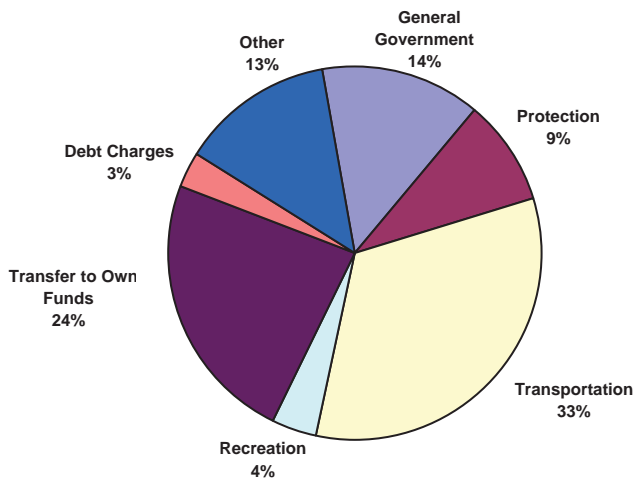
	Per Capita (\$)
General Government	259
Protection	53
Transportation	621
Recreation	54
Transfer to Own Funds	206
Debt Charges	16
Other	137
Total	1,346

Rural Municipalities Populations 1,000 - 5,000



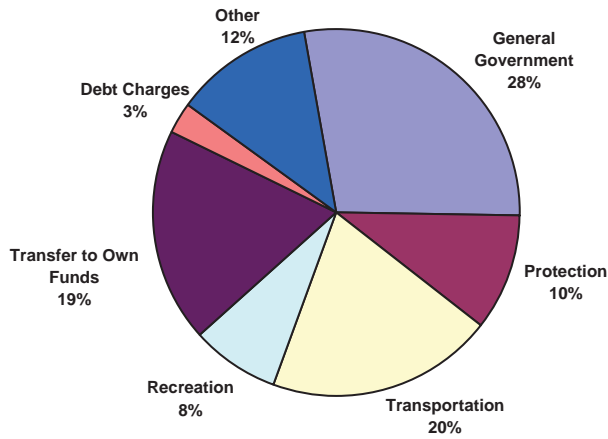
	Per Capita (\$)
General Government	157
Protection	56
Transportation	356
Recreation	31
Transfer to Own Funds	155
Debt Charges	20
Other	95
Total	870

Rural Municipalities Populations over 5,000



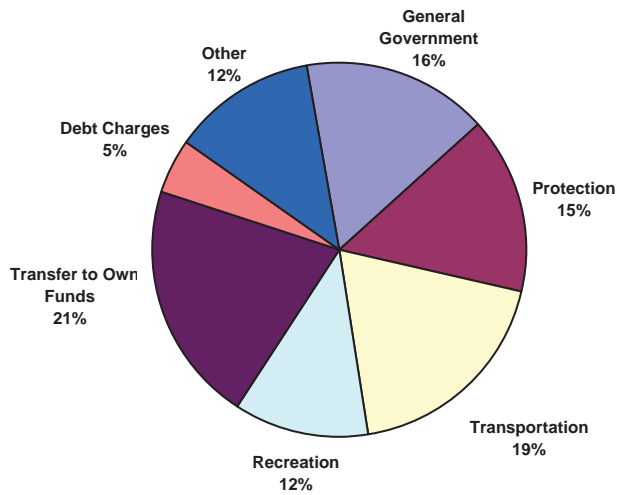
	Per Capita (\$)
General Government	102
Protection	66
Transportation	239
Recreation	28
Transfer to Own Funds	172
Debt Charges	23
Other	97
Total	727

Urban Municipalities Populations under 1,000



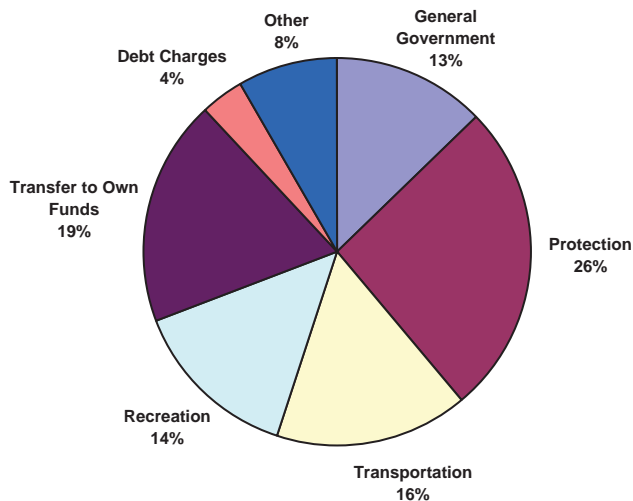
	Per Capita (\$)
General Government	316
Protection	116
Transportation	233
Recreation	86
Transfer to Own Funds	214
Debt Charges	31
Other	139
Total	1,135

Urban Municipalities Populations 1,000 - 5,000



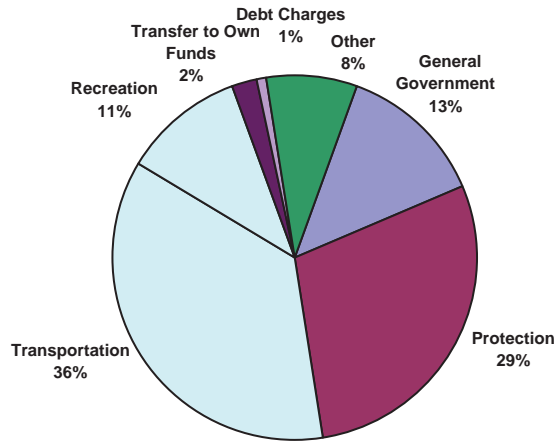
	Per Capita (\$)
General Government	176
Protection	168
Transportation	207
Recreation	127
Transfer to Own Funds	228
Debt Charges	52
Other	136
Total	1,094

Urban Municipalities Populations over 5,000



	Per Capita (\$)
General Government	148
Protection	298
Transportation	188
Recreation	163
Transfer to Own Funds	216
Debt Charges	42
Other	97
Total	1,152

**City of Winnipeg
(including Transit)**



	Per Capita (\$)
General Government	183
Protection	408
Transportation	510
Recreation	152
Transfer to Own Funds	32
Debt Charges	12
Other	113
Total	1,410