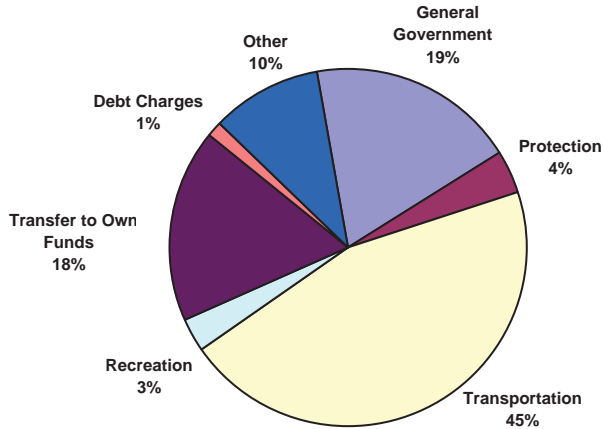


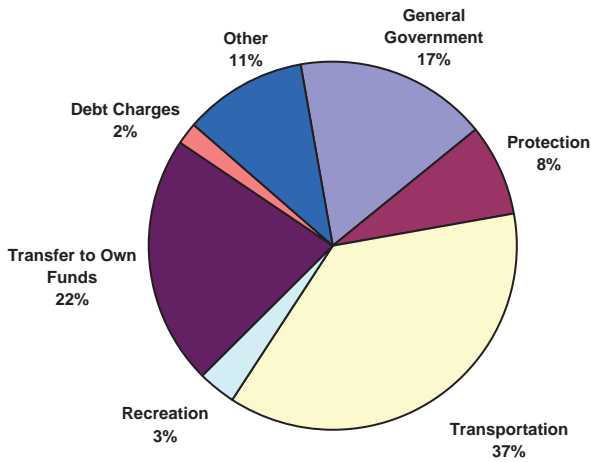
2006 MUNICIPAL EXPENDITURES BY MAJOR FUNCTION

Rural Municipalities Populations under 1,000



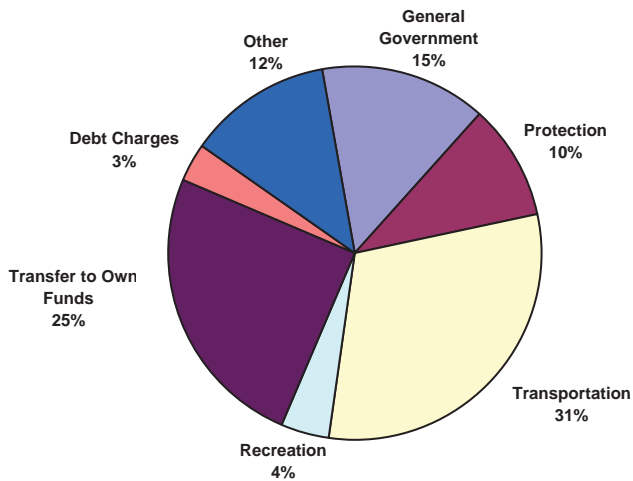
	Per Capita (\$)
General Government	294
Protection	61
Transportation	702
Recreation	57
Transfer to Own Funds	276
Debt Charges	21
Other	155
Total	1,566

Rural Municipalities Populations 1,000 - 5,000



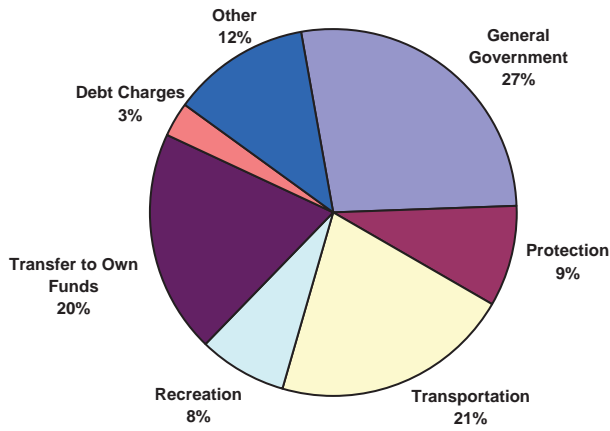
	Per Capita (\$)
General Government	165
Protection	72
Transportation	360
Recreation	33
Transfer to Own Funds	214
Debt Charges	20
Other	105
Total	969

Rural Municipalities Populations over 5,000



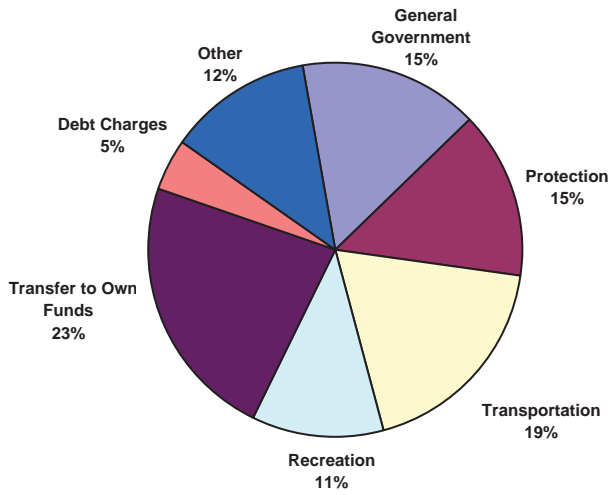
	Per Capita (\$)
General Government	105
Protection	71
Transportation	222
Recreation	29
Transfer to Own Funds	182
Debt Charges	25
Other	90
Total	724

**Urban Municipalities
Populations under 1,000**



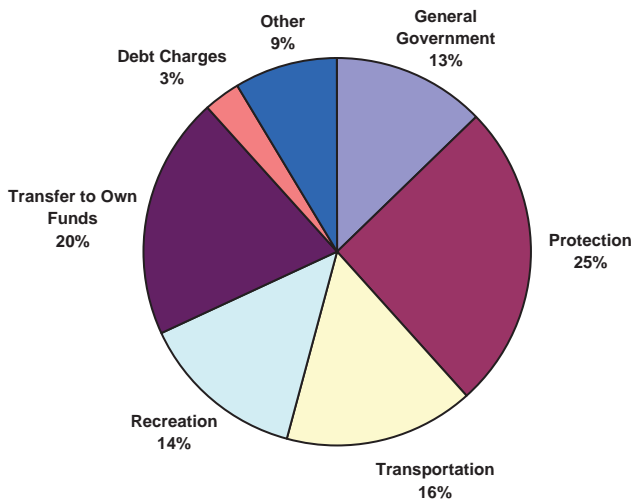
	Per Capita (\$)
General Government	346
Protection	116
Transportation	268
Recreation	101
Transfer to Own Funds	252
Debt Charges	32
Other	156
Total	1,271

**Urban Municipalities
Populations 1,000 - 5,000**



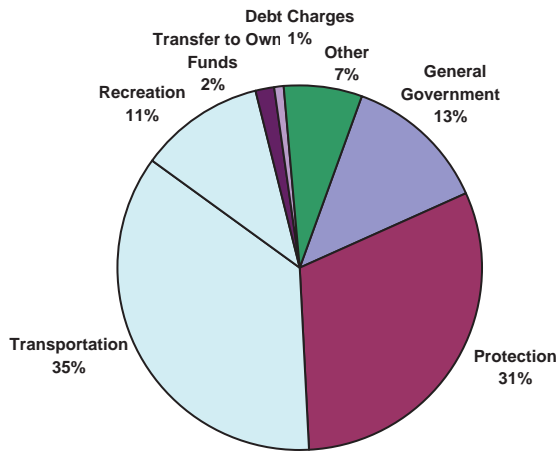
	Per Capita (\$)
General Government	183
Protection	173
Transportation	219
Recreation	134
Transfer to Own Funds	271
Debt Charges	55
Other	146
Total	1,181

**Urban Municipalities
Populations over 5,000**



	Per Capita (\$)
General Government	150
Protection	302
Transportation	187
Recreation	162
Transfer to Own Funds	239
Debt Charges	54
Other	103
Total	1,197

City of Winnipeg (including Transit)



	Per Capita (\$)
General Government	174
Protection	427
Transportation	491
Recreation	155
Transfer to Own Funds	22
Debt Charges	10
Other	106
Total	1,385