



SOUTH CENTRAL REGION

Economic profile at a glance

INVEST.
BUILD.
GROW
MANITOBA

CLUSTER STRENGTHS

- Advanced Manufacturing
- Agriculture Inputs and Services
- Local Health
- Local Construction and Development

UNIQUE MANUFACTURING/ PROCESSING BUSINESS STRENGTHS

- Agricultural, construction and mining machinery manufacturing
- Printing and related support activities
- Household and institutional furniture and kitchen cabinet manufacturing
- Motor vehicle body and trailer manufacturing
- Wood product manufacturing
- Boiler, tank and shipping container manufacturing


EMERGING STRENGTHS

- Transportation and Logistics
- Tourism
- Financial Services
- Food and Agri Product Processing



TOP EMPLOYERS 2016

Manufacturing	5,596
Agriculture, forestry, fishing and hunting	4,292
Healthcare and social assistance	3,859
Retail trade	3,559
Construction	2,361
Educational services	2,221



HIGHEST JOB GAINS 2011-2016

Healthcare and social assistance	344
Construction	300
Educational services	212
Professional, scientific and technical	207
Transportation and warehousing	155



HIGHEST JOB LOSSES 2011-2016

Agriculture, forestry, fishing and hunting	276
Information and cultural industries	93
Public administration	40
Arts, entertainment and recreation	37
Mining and oil and gas extraction	34

Source: Emsi, 2017

BUSINESS CLUSTERS

ADVANCED MANUFACTURING

	JOB 2016	BUSINESSES 2016
Agriculture, Construction, and Mining Machinery Manufacturing	699	32
Motor Vehicle Body and Trailer Manufacturing	447	12

AGRICULTURE INPUTS AND SERVICES

Agricultural, construction and mining machinery manufacturing	699	32
---	-----	----

LOCAL HEALTH SERVICES

Nursing care facilities	644	5
Out-patient care centres	325	7

LOCAL CONSTRUCTION AND DEVELOPMENT

Building Finishing Contractors	558	183
Building Equipment Contractors	339	139

TRANSPORTATION AND LOGISTICS

Specialized freight trucking	314	200
------------------------------	-----	-----

TOURISM

Traveler Accommodation	229	33
------------------------	-----	----

FINANCIAL SERVICES

Insurance carriers	221	1
--------------------	-----	---

FOOD AND AGRI PRODUCT PROCESSING

Bakeries and tortilla manufacturing	91	5
-------------------------------------	----	---

TOTAL
JOBS PER
BUSINESS CLUSTER IN 2016

ADVANCED MANUFACTURING

5,067

AGRICULTURE INPUTS AND SERVICES

5,747

LOCAL HEALTH SERVICES

3,655

LOCAL CONSTRUCTION AND DEVELOPMENT

3,225

TRANSPORTATION AND LOGISTICS

2,345

TOURISM

1,769

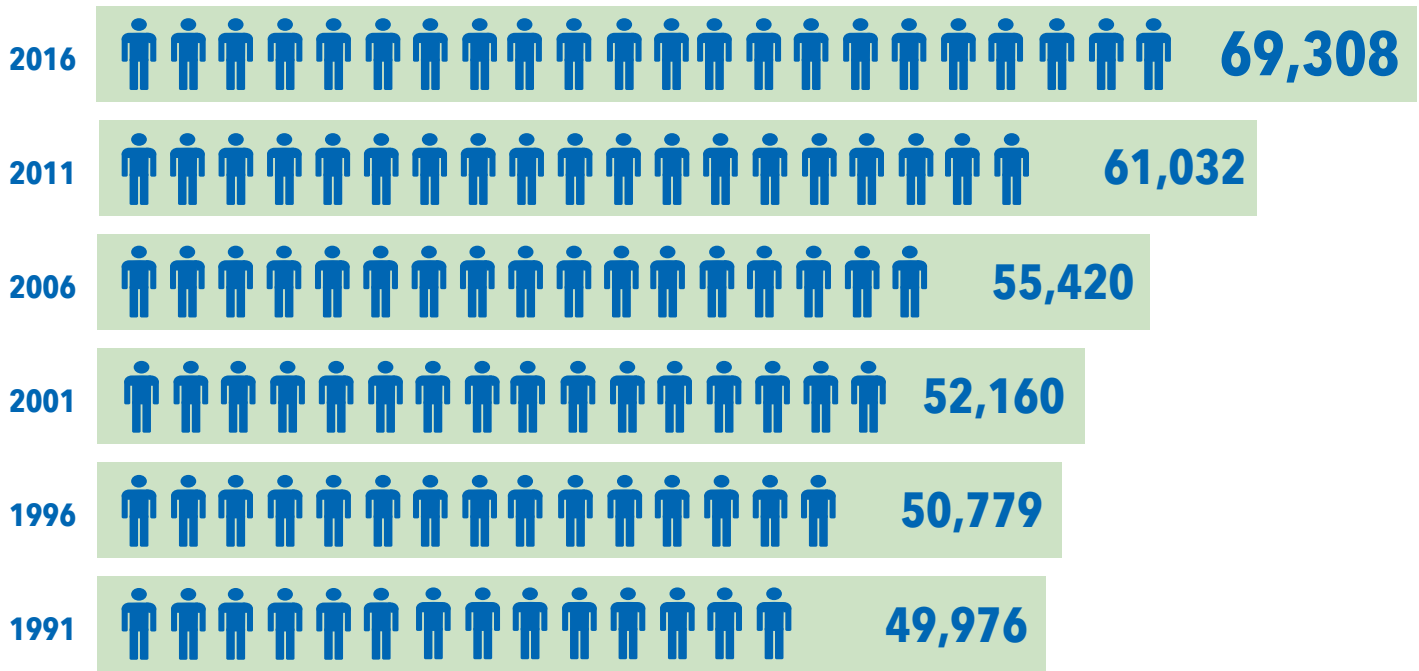
FINANCIAL SERVICES

1,191

FOOD AND AGRI PRODUCT PROCESSING

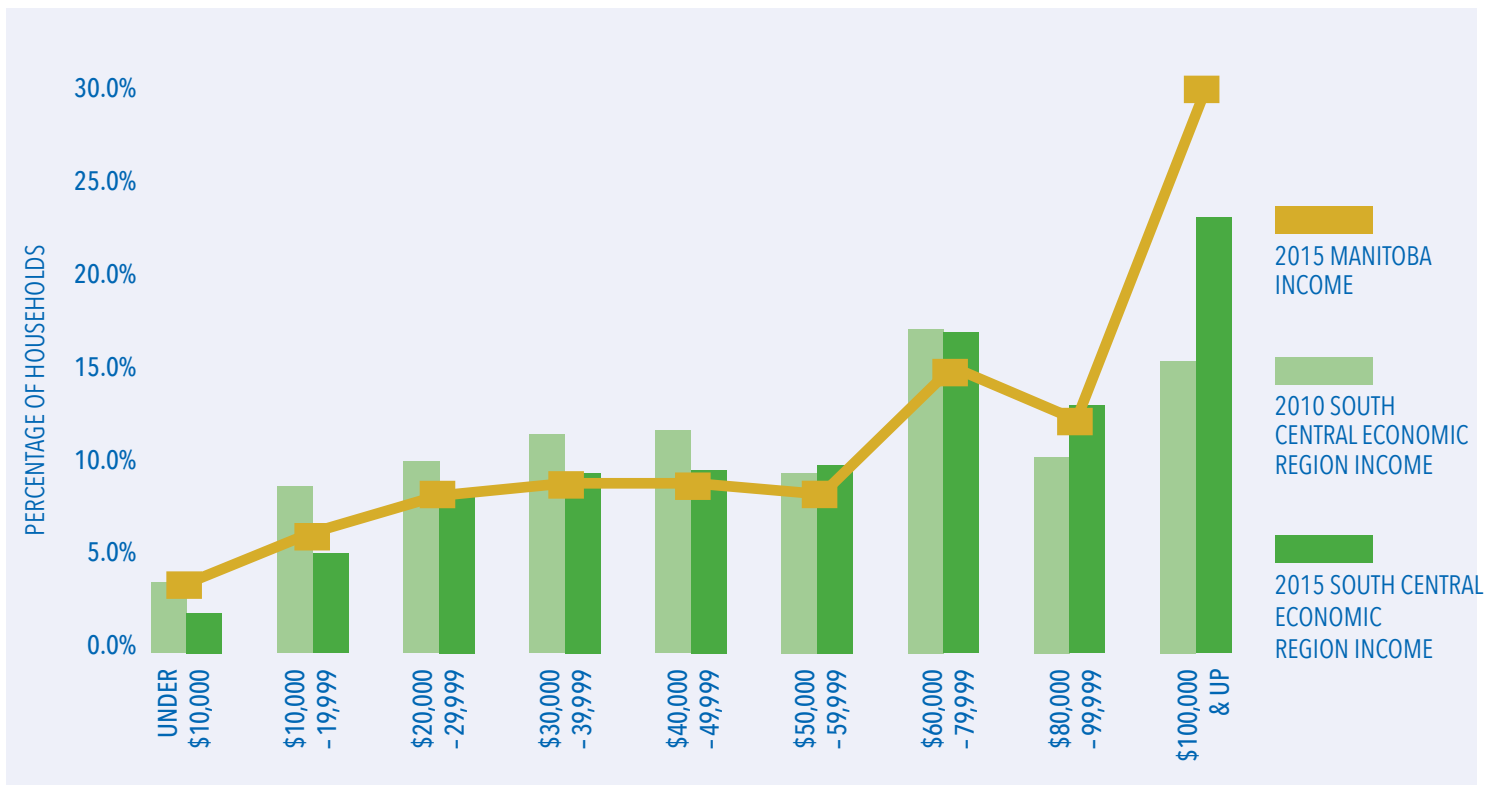
369

POPULATION GROWTH



Data Source: Manitoba Health Population Reports: June 1, 2016; June 1, 2011; June 1, 2006; June 1, 2001; June 1, 1996; June 1, 1991

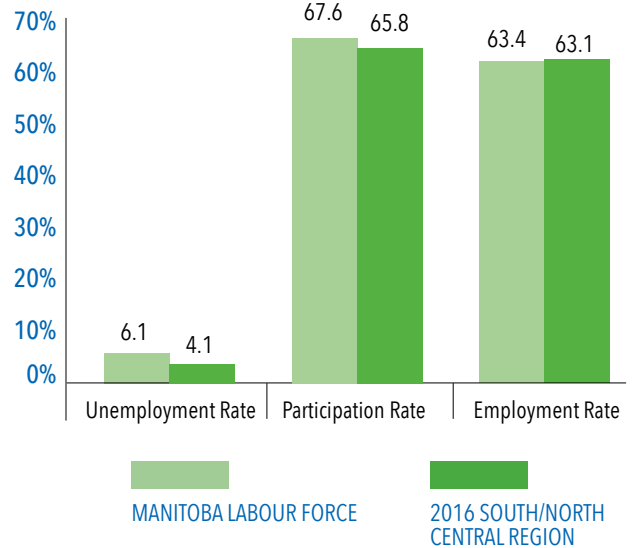
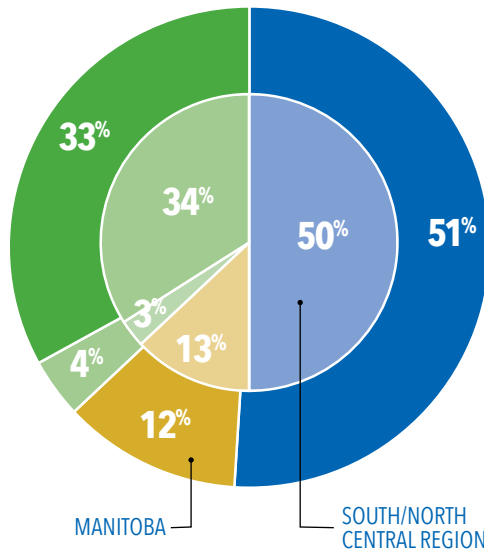
INCOME HOUSEHOLD INCOME OF PRIVATE HOUSEHOLDS, SOUTH CENTRAL ECONOMIC REGION AND MANITOBA, 2010 AND 2015



Source: Statistics Canada, 2011 National Household Survey and 2016 Census

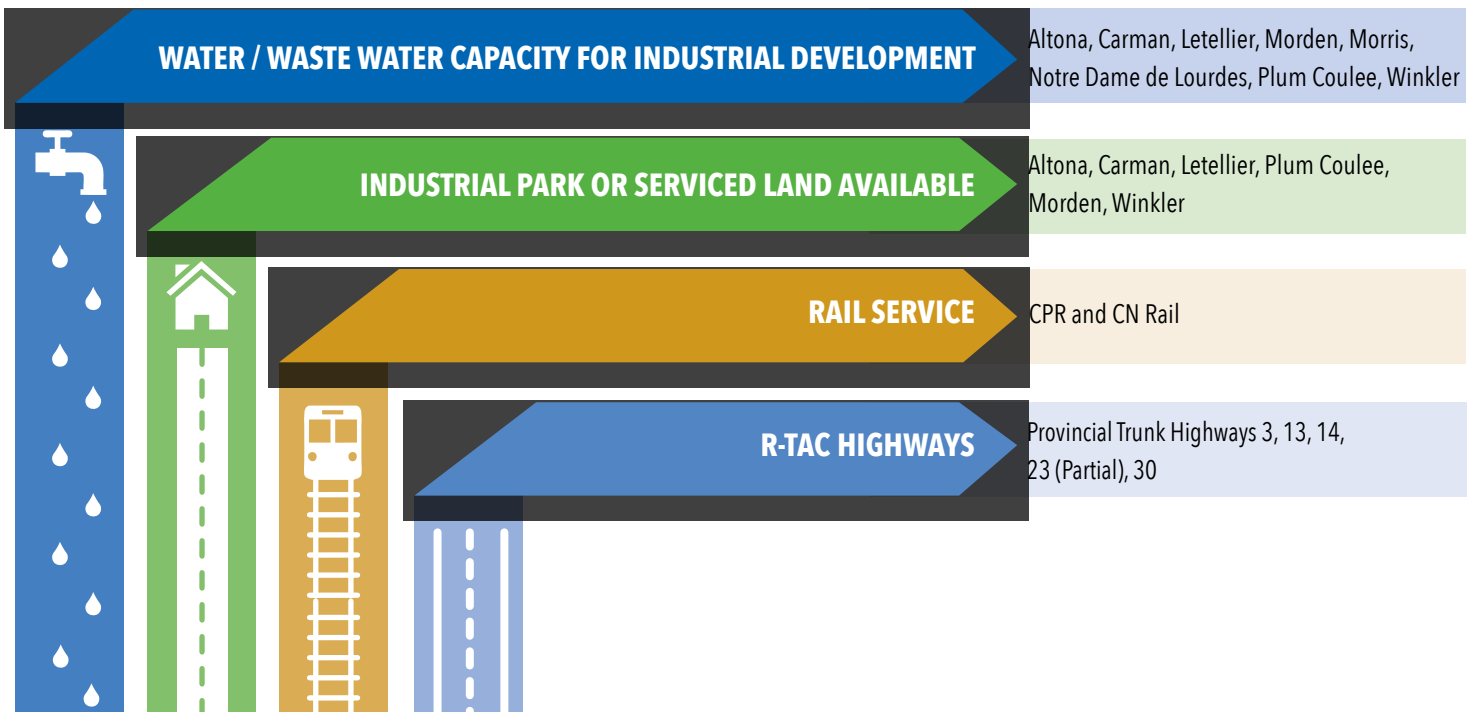
LABOUR FORCE

2016 Population over 15 and labour status



Data source: Statistics Canada, CANSIM table 282-0123.

INFRASTRUCTURE



Source: Municipal survey respondents 2017. Note that this will be updated as new data/information is available.

FOR MORE INFORMATION CONTACT MANITOBA GROWTH, ENTERPRISE AND TRADE AT:

EMAIL: economicdevelopment@gov.mb.ca

WEB: www.manitoba.ca