



SOUTHEAST REGION

Economic profile at a glance

INVEST.
BUILD.
GROW
MANITOBA

CLUSTER STRENGTHS

Local Construction and Development
Transportation and Logistics
Agriculture Inputs and Services

UNIQUE MANUFACTURING/ PROCESSING BUSINESS STRENGTHS

Meat product manufacturing
Wood product manufacturing
Pharmaceutical and medicine manufacturing

EMERGING STRENGTHS

Local Health Services
Tourism



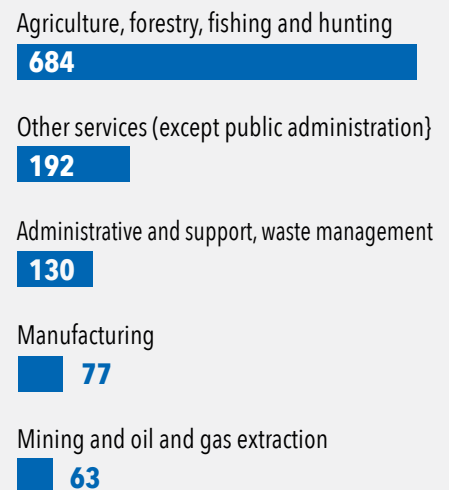
TOP EMPLOYERS 2016



HIGHEST JOB GAINS 2011-2016



HIGHEST JOB LOSSES 2011-2016



Source: Emsi, 2017

BUSINESS CLUSTERS

LOCAL CONSTRUCTION AND DEVELOPMENT

	JOB 2016	BUSINESSES 2016
Residential Building Construction	1,227	691
Foundation, Structure, and Building Exterior Contractors	960	356
Building Material and Supplies Dealers	464	43
Highway, Street, and Bridge Construction	374	23
Office Furniture (including Fixtures) Manufacturing	201	3

TRANSPORTATION AND LOGISTICS

Specialized freight trucking	705	251
Postal service	256	1

AGRICULTURE INPUTS AND SERVICES

Farm, lawn and garden machinery and equipment wholesaler-distributors	490	30
Agricultural supplies wholesaler-distributors	114	18

LOCAL HEALTH SERVICES

General medical & surgical hospitals	718	5
Community care facilities for elderly	492	5
Health & personal care stores	376	39

TOURISM

Other amusement and recreation industries	423	81
Travel arrangement and reservation services	185	17

TOTAL
JOBS PER
BUSINESS CLUSTER IN 2016

LOCAL CONSTRUCTION AND DEVELOPMENT

8,184

TRANSPORTATION AND LOGISTICS

4,649

AGRICULTURE INPUTS AND SERVICES

4,601

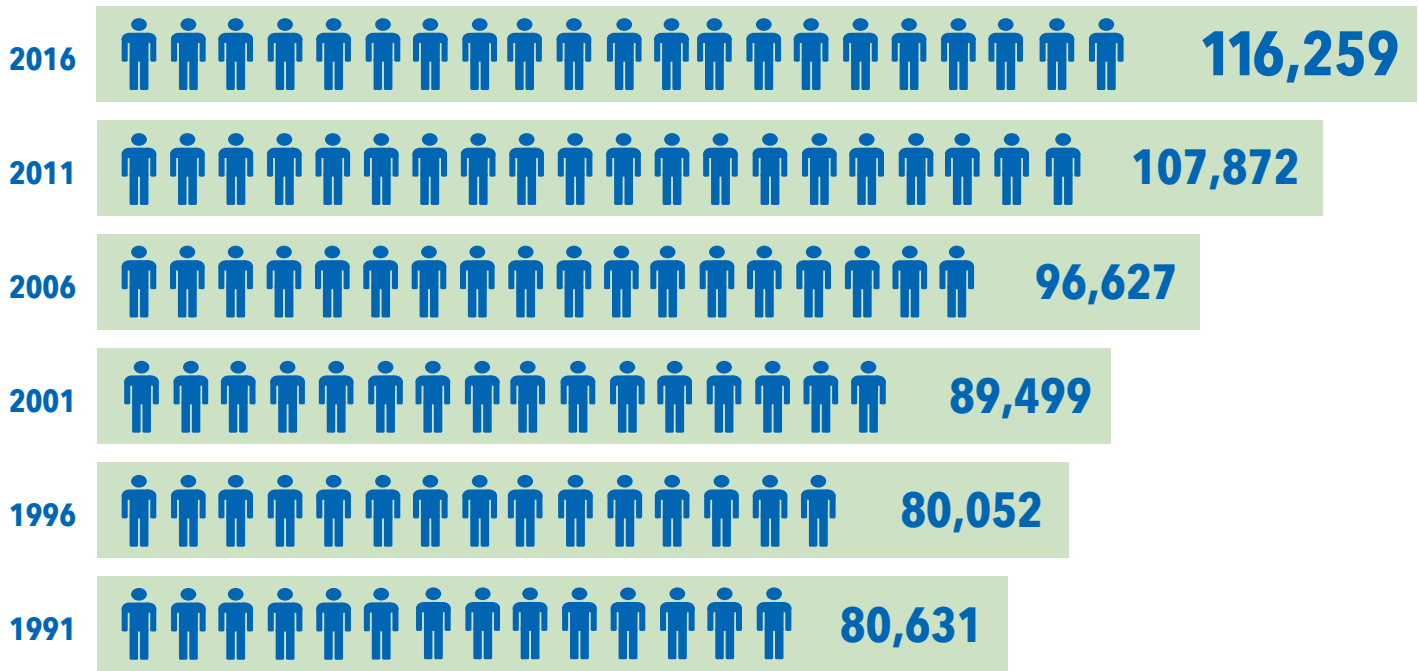
LOCAL HEALTH SERVICES

4,541

TOURISM

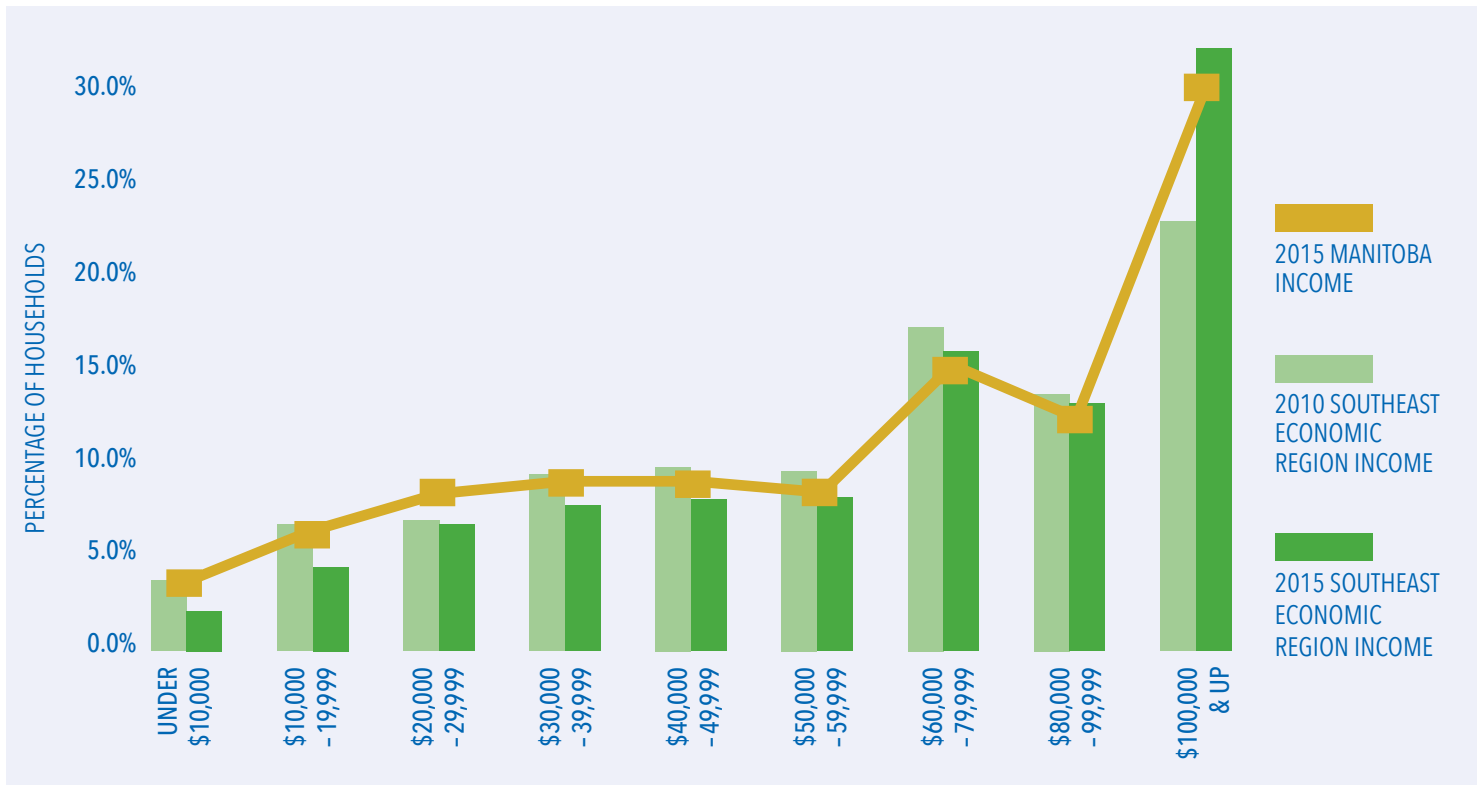
3,387

POPULATION GROWTH



Data Source: Manitoba Health Population Reports: June 1, 2016; June 1, 2011; June 1, 2006; June 1, 2001; June 1, 1996; June 1, 1991

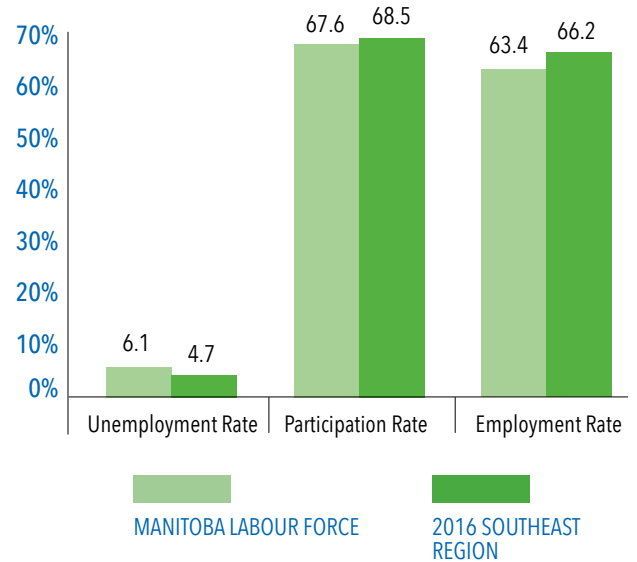
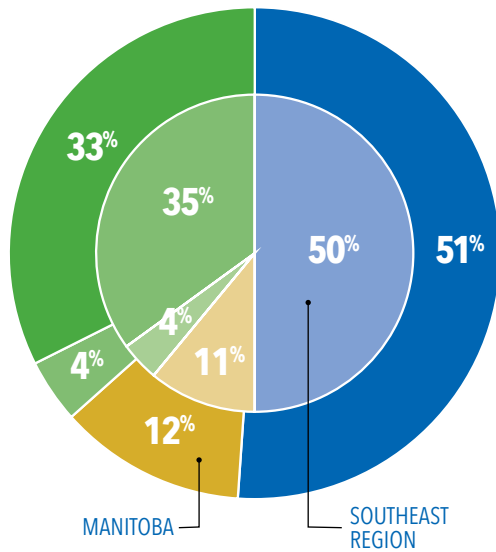
INCOME HOUSEHOLD INCOME OF PRIVATE HOUSEHOLDS, SOUTHEAST ECONOMIC REGION AND MANITOBA, 2010 AND 2015



Source: Statistics Canada, 2011 National Household Survey and 2016 Census

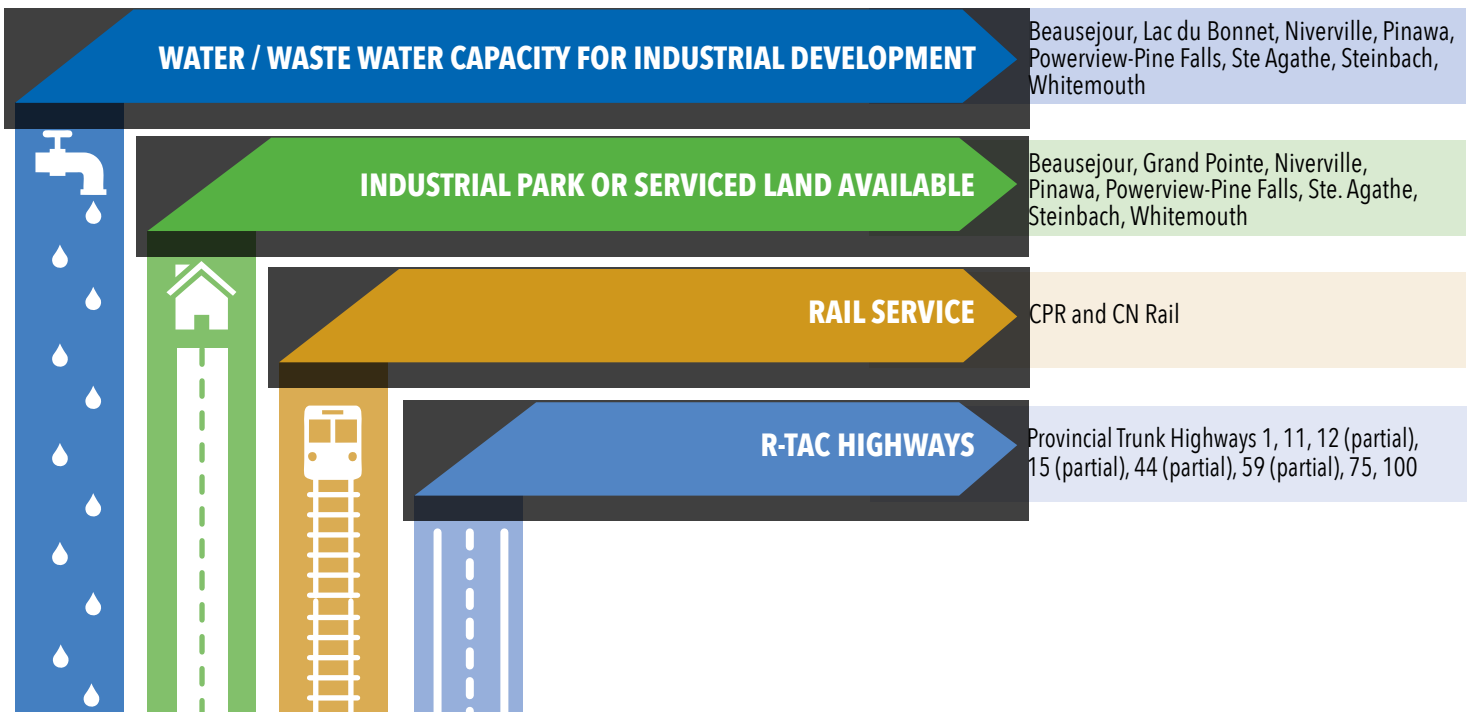
LABOUR FORCE

2016 Population over 15 and labour status



Data source: Statistics Canada, CANSIM table 282-0123.

INFRASTRUCTURE



Source: Municipal survey respondents 2017. Note that this will be updated as new data/information is available.

FOR MORE INFORMATION CONTACT MANITOBA GROWTH, ENTERPRISE AND TRADE AT:

EMAIL: economicdevelopment@gov.mb.ca

WEB: www.manitoba.ca