



SOUTHWEST REGION

Economic profile at a glance

INVEST.
BUILD.
GROW
MANITOBA

CLUSTER STRENGTHS

- Local Health Services
- Agriculture Inputs and Services
- Food and Agri Product Processing

UNIQUE MANUFACTURING/ PROCESSING BUSINESS STRENGTHS

- Meat product manufacturing
- Architectural and structural metals manufacturing
- Fruit and vegetable preserving and specialty food manufacturing
- Pesticide, fertilizer and other agricultural chemical manufacturing
- Basic chemical manufacturing

EMERGING STRENGTHS

- Transportation and Logistics
- Tourism
- Local Construction and Development
- Advanced Manufacturing




TOP EMPLOYERS 2016

Healthcare and social assistance	9,697
Retail trade	7,134
Agriculture, forestry, fishing and hunting	6,526
Public administration	5,323
Manufacturing	4,990
Accommodation and food services	4,694



HIGHEST JOB GAINS 2011-2016

Healthcare and social assistance	1,274
Manufacturing	632
Retail trade	463
Transportation and warehousing	386
Wholesale trade	329



HIGHEST JOB LOSSES 2011-2016

Agriculture, forestry, fishing and hunting	1,744
Professional, scientific and technical	291
Information and cultural industries	203
Administrative and support, waste management	171
Mining and oil and gas extraction	74

Source: Emsi, 2017

BUSINESS CLUSTERS

	JOB 2016	BUSINESSES 2016
LOCAL HEALTH SERVICES		
Nursing care facilities	2,399	23
Residential handicap, mental health & substance abuse facilities	508	38
AGRICULTURE INPUTS AND SERVICES		
Farm, lawn and garden machinery and equipment wholesaler-distributors	698	47
ADVANCED MANUFACTURING		
Pesticide, Fertilizer, and Other Agricultural Chemical Manufacturing	240	3
Veneer, Plywood, and Engineered Wood Product Manufacturing	144	3
FOOD AND AGRI PRODUCT PROCESSING		
Fruit and vegetable preserving and specialty food manufacturing	280	2
TRANSPORTATION AND LOGISTICS		
Farm, lawn and garden machinery and equipment wholesaler-distributors	698	47
Postal service	537	1
TOURISM		
Traveler Accommodation	1,498	97
RV (recreational vehicle) parks and recreational camps	191	21
LOCAL CONSTRUCTION AND DEVELOPMENT		
Residential Building Construction	820	320
Foundation, Structure, and Building Exterior Contractors	400	116
Nonresidential Building Construction	360	58

TOTAL
JOBS PER
BUSINESS CLUSTER IN 2016

**LOCAL HEALTH
SERVICES**

8,589

**AGRICULTURE INPUTS
AND SERVICES**

8,391

**ADVANCED
MANUFACTURING**

1,838

**FOOD AND AGRI
PRODUCT PROCESSING**

3,291

**TRANSPORTATION
AND LOGISTICS**

5,196

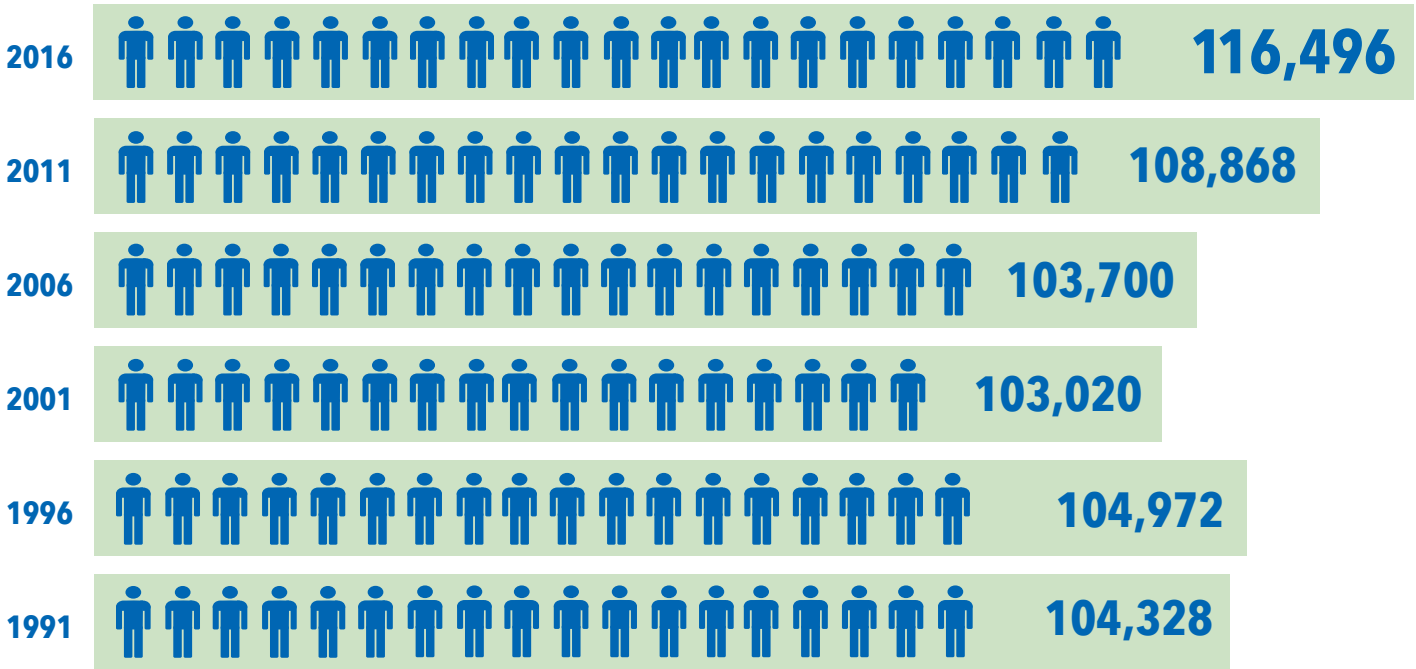
TOURISM

5,656

**LOCAL CONSTRUCTION
AND DEVELOPMENT**

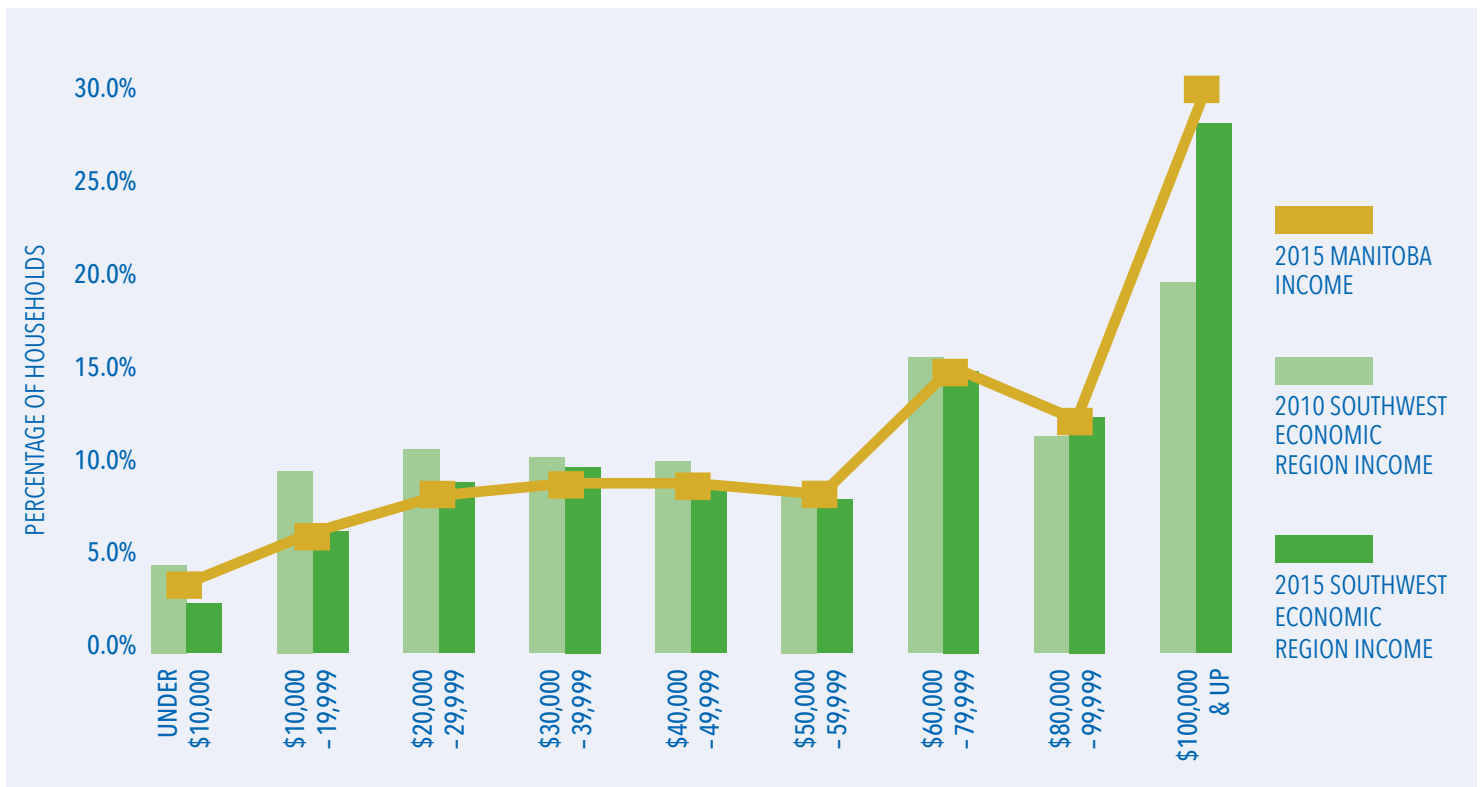
5,372

POPULATION GROWTH



Data Source: Manitoba Health Population Reports: June 1, 2016; June 1, 2011; June 1, 2006; June 1, 2001; June 1, 1996; June 1, 1991

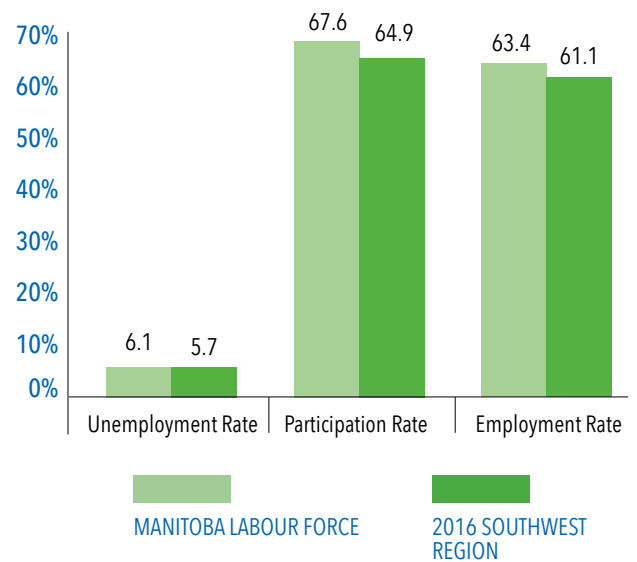
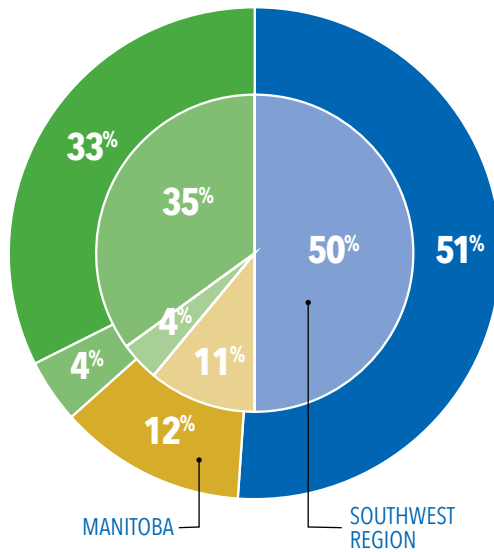
INCOME HOUSEHOLD INCOME OF PRIVATE HOUSEHOLDS, SOUTHWEST ECONOMIC REGION AND MANITOBA, 2010 AND 2015



Source: Statistics Canada, 2011 National Household Survey and 2016 Census

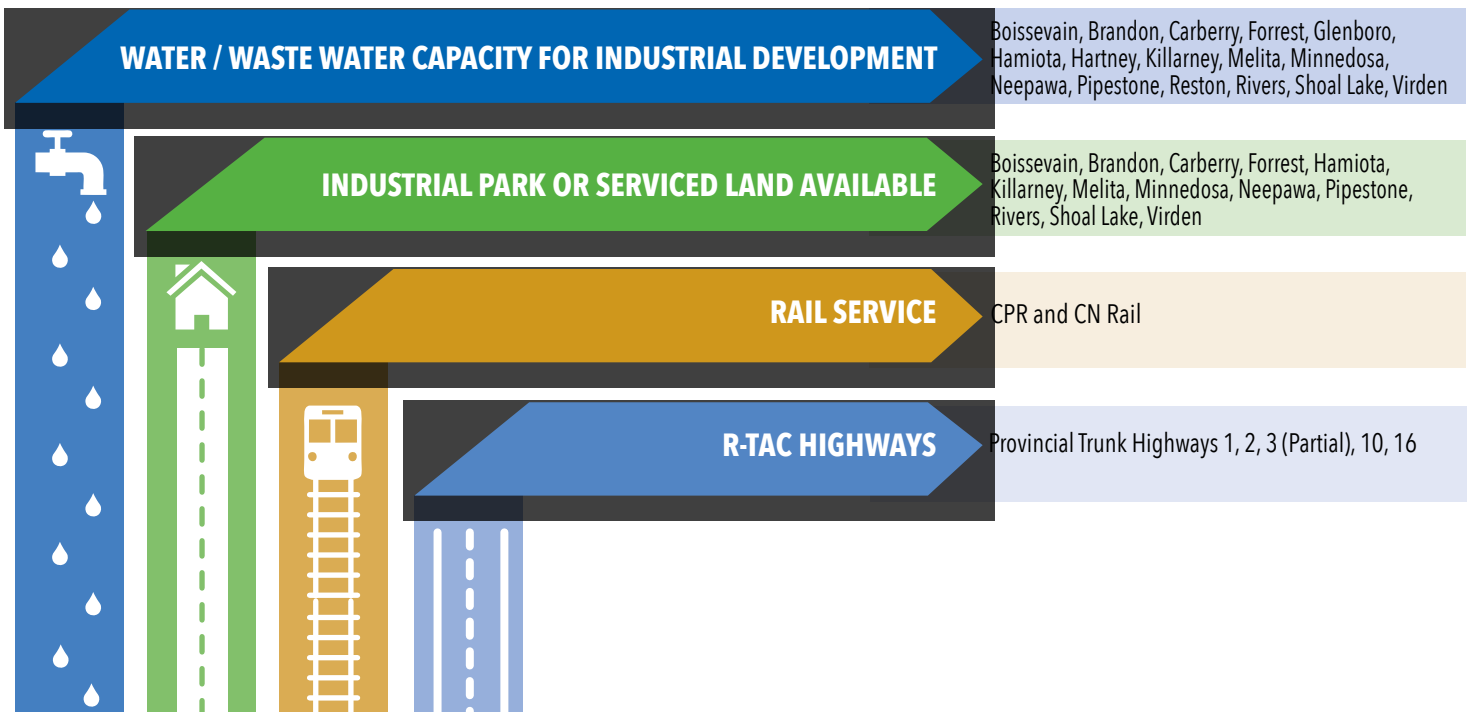
LABOUR FORCE

2016 Population over 15 and labour status



Data source: Statistics Canada, CANSIM table 282-0123.

INFRASTRUCTURE



Source: Municipal survey respondents 2017. Note that this will be updated as new data/information is available.

FOR MORE INFORMATION CONTACT MANITOBA GROWTH, ENTERPRISE AND TRADE AT:

EMAIL: economicdevelopment@gov.mb.ca

WEB: www.manitoba.ca