





THE MANITOBA Current

manitoba.ca/lmi

Key Labour Force Indicators, month-to-month change

Labour Force			Employment		
682,200	0.3 %		642,200	-0.1 %	
Unemployment Rate			Participation Rate		
5.9%	0.3 pts		66.9%	0.2 pts	

Labour Force Trends

In February 2018, Manitoba's labour force increased by 1,800 persons compared to the previous month.

642,200 Manitobans were employed in February 2018. Total employment in Manitoba decreased by 500 people since January. Full-time employment increased by 200 to 512,500, while part-time employment decreased by 700 persons to 129,700.

With these labour force and employment changes, Manitoba's unemployment rate ranked fifth among the provinces at 5.9%. Canada's unemployment rate decreased by 0.1 percentage points since last month to 5.8%.

New Brunswick (8.2%) had the largest decrease in unemployment rate since January, followed by

Prince Edward Island (10.1%). The largest increase in the unemployment rate was in Manitoba (5.9%) by 0.3 percentage points.

Manitoba's youth unemployment rate in February increased by 0.5 percentage points to 12.0%, ranking fifth among the provinces, and above the Canadian youth unemployment rate, which increased by 0.2 percentage points to 11.1%.

On a seasonally adjusted basis, there were 700 more private sector employees and 1,200 fewer public sector employees than at the same time last year in Manitoba.

Labour Force Trends, Seasonally Adjusted

	Manitoba				Canada			
	Feb 2018	Jan 2018	Feb 2017	Y/Y Change	Feb 2018	Jan 2018	Feb 2017	Y/Y Change
Labour Force	682,200	680,400	677,500	0.7%	19,716,800	19,710,500	19,576,400	0.7%
Total Employment	642,200	642,700	638,500	0.6%	18,572,500	18,557,100	18,290,000	1.5%
Unemployment Rate	5.9%	5.6%	5.8%	0.1pts	5.8%	5.9%	6.6%	0.8pts
Participation Rate	66.9%	66.7%	67.3%	-0.4pts	65.5%	65.5%	65.8%	0.3pts

Manitoba



Industry Employment Trends

Manitoba's goods-producing industry with the highest employment gains year-over-year was Agriculture (+3,300 or 14.3%). Remaining goods-producing industries recorded employment losses; Construction decreased the least (-900 or -1.8%).

Manitoba's goods-producing sector employed 149,000 persons in February 2018. This sector represents 23.2% of Manitoba's total employment. Canada's goods-producing

sector employed 3,932,700 persons in February 2018, a year-over-year increase of 3.0%.

Manitoba's services sector industries with the highest employment gains year-over-year were Accommodation and Food Services (+4,200 or 10.4%) and Health Care and Social Assistance (+2,400 or 2.4%).

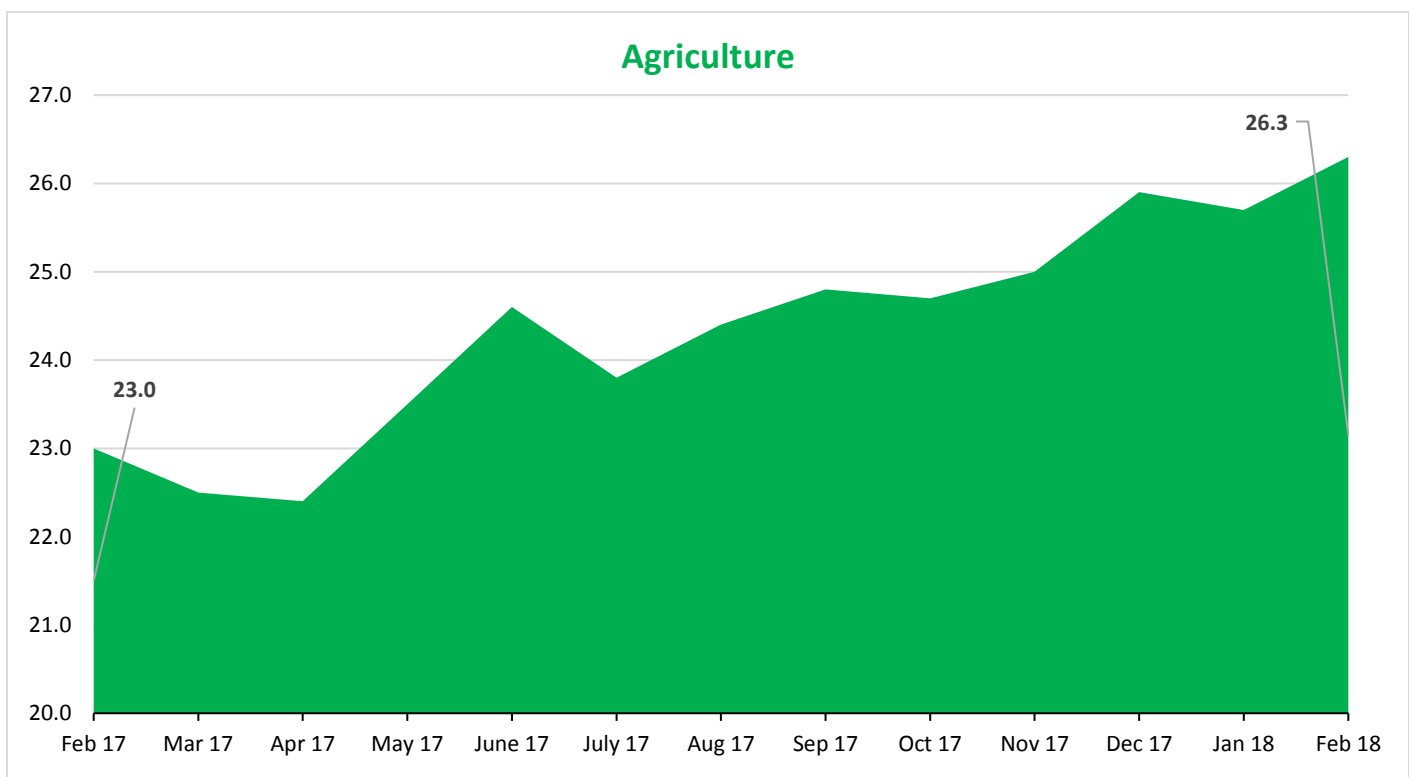
Manitoba's services sector employed 493,100 persons in February 2018. The services sector represents 76.8% of Manitoba's total employment. Canada's services sector industries employed 14,639,800 persons in February 2018, a year-over-year increase of 1.2%.

Industry Employment Trends, Seasonally Adjusted

	Manitoba				Canada			
	Feb 2018	Jan 2018	Feb 2017	Y/Y Change	Feb 2018	Jan 2017	Feb 2017	Y/Y Change
Goods-Producing	149,000	150,500	153,400	-2.9%%	3,932,700	3,943,100	3,818,100	1.5%
Services Sector	493,100	492,200	485,100	1.6%%	14,639,800	14,613,900	14,471,900	1.2%

Manitoba Industry Spotlight: Agriculture

Manitoba's Agriculture sector employed 26,300 persons in February 2018. Year-over-year, employment increased by 3,300 persons or 14.3%. This sector represents 4.1% of Manitoba's total employment.



Did you know?

The Manitoba government [Framework for Economic Alignment and Growth](#) report is now available. In April the government will engage business, industry and economic development agencies to shape a new strategy.

[University College of the North](#) has unveiled the completion of a \$2 million science lab renovation at their campus in The Pas.

Renewal of the [Canada-Manitoba Job Grants](#) will result in skills training to nearly 3,600 workers at 163 companies across Manitoba with a joint government investment of \$4.7 million, and \$3.2 million in private sector contributions.

Regional Highlights

Between February 2018 and February 2017, the unemployment rate in Winnipeg decreased by 0.2 percentage points to 6.6%.

Labour Force Trends, Unadjusted for Seasonality

Region	Working Age Population		Total Employment		Participation Rate (%)		Unemployment Rate (%)	
	Feb 2018	Feb 2017	Feb2018	Feb 2017	Feb 2018	Feb 2017	Feb 2018	Feb 2017
Winnipeg	618,700	608,100	385,800	381,600	66.7%	67.3%	6.6%	6.8%
Rest of Manitoba	400,900	397,900	249,900	247,300	65.4%	65.2%	4.6%	6.8%
Southeast	93,800	92,000	59,500	59,400	67.2%	67.9%	5.6%	5.0%
Central	86,900	85,900	55,500	53,400	66.2%	64.0%	3.5%	3.1%
Southwest	89,700	88,800	54,800	52,400	64.0%	62.3%	4.5%	5.2%
Interlake	76,100	75,700	44,600	46,300	61.4%	64.7%	4.5%	5.5%
Parklands and North	54,500	55,500	35,500	35,800	68.6%	67.9%	5.1%	5.0%

Manitoba Current Focus: Average Weekly Earnings, seasonally adjusted (Survey of Employment, Payroll and Hours, Statistics Canada)

In 2017, the average weekly earnings in Manitoba were \$910.13, ranking Manitoba second among provinces and below the Canadian average of \$975.33.

In 2017, the highest average weekly earnings in Manitoba were reported in Finance and Insurance industries

Plan to attend these events:

The University of Manitoba [College of Rehabilitation Job Fair](#) on Monday March 12, 2018 at Brodie Centre, Bannatyne Campus.

[Rotary Career Symposium](#) April 16-18, 2018 at the RBC Convention Centre.

[MTEC Semi-Annual Job Fair](#) at the RBC Convention Centre from 10:00 am to 2:00 pm on April 11, 2018.

The [Business Development Bank of Canada](#) is partnering with Women's Enterprise Organizations of Canada with \$1.4 billion in lending to women-led business.

Outside of Winnipeg, the unemployment rate decreased the most in the Interlake region by 1.0 percentage points. The largest increase in the unemployment rate was in the Southeast region by 0.6 percentage points.

(1,248.03) followed by Management of Companies and Enterprises (\$1,246.71)

Between 2016 and 2017, Manitoba's average weekly earnings increased by \$21.66 or 2.4%. Manitoba's year-over-year increase in earnings was second among provinces, and tied with B.C. Manitoba ranks above the national increase of \$18.76 or 2.0%.

Over the last five years, average weekly earnings in Manitoba increased by \$82.82 or 10.0%.