





THE MANITOBA Current

manitoba.ca/lmi

Key Labour Force Indicators, month-to-month change

Labour Force			Employment		
680,400	-0.6 %		642,700	-0.6 %	
Unemployment Rate			Participation Rate		
5.6%	0.0 pts		66.7%	-0.5 pts	

Labour Force Trends

In January 2018, Manitoba's labour force decreased by 4,100 persons compared to the previous month.

642,700 Manitobans were employed in January 2018. Total employment in Manitoba decreased by 3,600 people since December. Full-time employment decreased by 7,700 to 520,000, while part-time employment increased by 4,100 persons to 130,400.

With these labour force and employment changes, Manitoba's unemployment rate ranked fifth among the provinces at 5.6%, the same rate as December. Canada's unemployment rate increased by 0.1 percentage points since last month to 5.9%.

Saskatchewan (5.4%) had the largest decrease in unemployment rate since December, followed by Newfoundland (14.0%) and Ontario (5.5%). The largest increase in the unemployment rate was in New Brunswick (9.1%) by 1.3 percentage point.

Manitoba's youth unemployment rate in January increased by 0.2 percentage points to 11.7%, ranking fourth among the provinces, and above the Canadian youth unemployment rate, which increased by 0.4 percentage points to 10.9%.

On a seasonally adjusted basis, there were 4,000 fewer private sector employees and 400 more public sector employees than at the same time last year in Manitoba.

Labour Force Trends, Seasonally Adjusted

	Manitoba				Canada			
	Jan 2018	Dec 2017	Jan 2017	Y/Y Change	Jan 2018	Dec 2017	Jan 2017	Y/Y Change
Labour Force	680,400	684,500	675,400	0.7%	19,710,500	19,784,200	19,586,700	0.6%
Total Employment	642,700	646,300	635,600	1.1%	18,557,100	18,645,100	18,268,400	1.6%
Unemployment Rate	5.6%	5.6%	5.9%	0.3 pts	5.9%	5.8%	6.7%	0.1 pts
Participation Rate	66.7%	67.2%	67.1%	-0.4 pts	65.5%	65.8%	65.9%	-0.3 pts



Industry Employment Trends

Manitoba's goods-producing industries with the highest employment gains year-over-year were Construction (+3,300 or 7.1%) and Agriculture (+1,700 or 6.6%) and

Manitoba's goods-producing sector employed 150,500 persons in January 2018. This sector represents 23.4% of Manitoba's total employment. Canada's goods-producing sector employed 3,943,100 persons in January 2018, a year-over-year increase of 2.9%.

Manitoba's services sector industries with the highest employment gains year-over-year were Accommodation and Food Services (+4,300 or 9.6%) and Business, Building and Other Support Services (+2,300 or 11.3%).

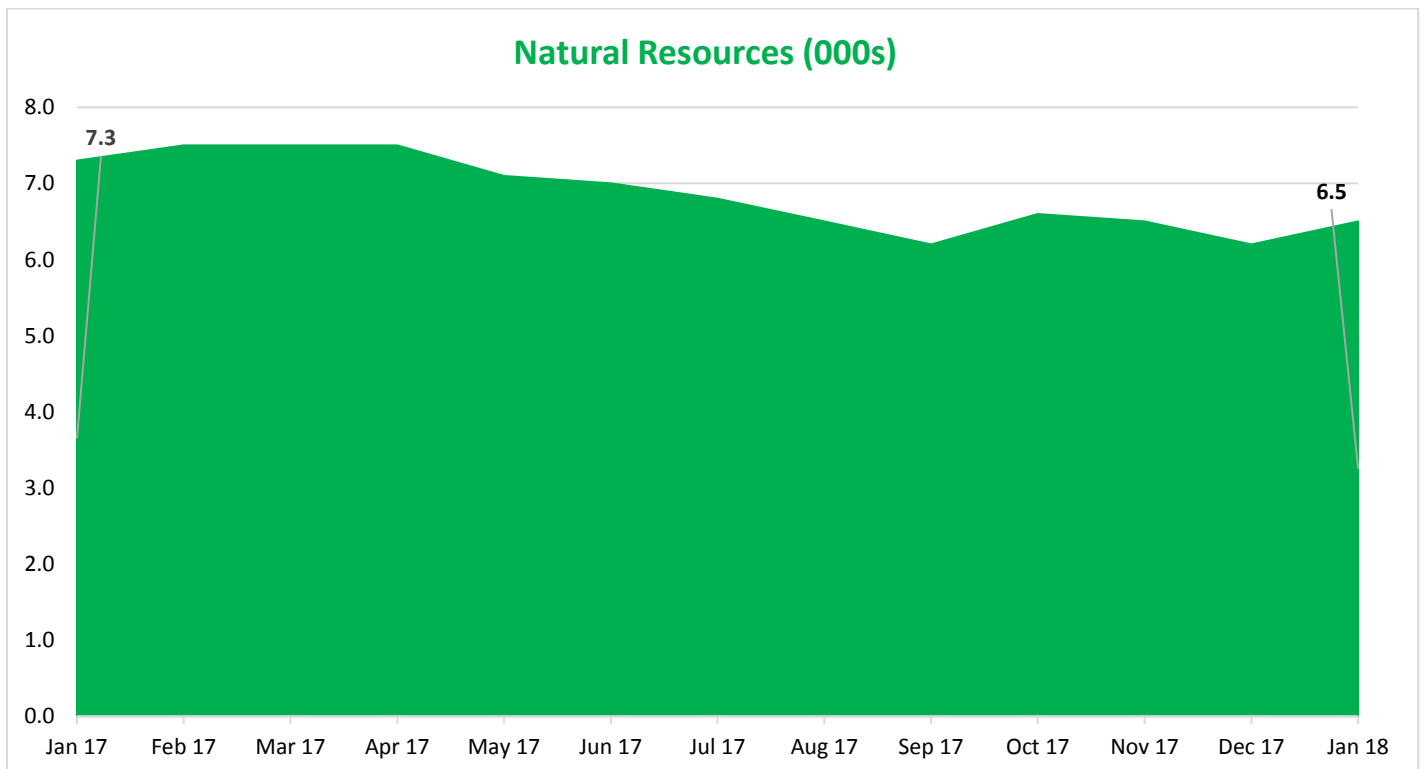
Manitoba's services sector employed 492,200 persons in January 2018. The services sector represents 76.6% of Manitoba's total employment. Canada's services sector industries employed 14,613,900 persons in January 2018, a year-over-year increase of 1.2%.

Industry Employment Trends, Seasonally Adjusted

	Manitoba				Canada			
	Jan 2018	Dec 2017	Jan 2017	Y/Y Change	Jan 2018	Dec 2017	Jan 2017	Y/Y Change
Goods-Producing	150,500	149,500	150,800	-0.2%	3,943,100	3,959,300	3,832,400	2.9%
Services Sector	492,200	496,800	484,800	1.5%	14,613,900	14,685,800	14,436,000	1.2%

Manitoba Industry Spotlight: Natural Resources

Manitoba's Natural Resources sector (Fishing, Forestry, Oil & Gas) employed 6,500 persons in January 2018. Year-over-year, employment decreased by 800 persons or -11.0%. This sector represents 1.0% of Manitoba's total employment.



Did you know?

The Manitoba government invites recommendations to increase access to [venture capital](#). Proposals will contribute to a bold and modern new economic growth strategy.

The Manitoba government is investing up to [\\$20 million to increase internet service](#) to First Nations, rural and northern Manitoba communities.

Plan to attend these events:

The University of Manitoba [Health Sciences Industry Fair](#) Feb. 13, 11am-4pm at the Brodie Centre, Bannatyne Campus.

[Brandon Career Symposium](#) March 5-7, 2018.

[Dare to Compete 2018 Conference](#) hosted by the Canadian Manufacturers and Exporters on March 20, 2018 at RBC Convention Ctr.

The Brookfield Institute's report [Stacking Up: A Snapshot of Canada's Developer Talent](#) examines the labour market for occupations in the tech sector including wages, career paths and development, and location of workers.

Regional Highlights

Between January 2018 and January 2017, the unemployment rate in Winnipeg decreased by 0.8 percentage points to 5.9%.

Outside of Winnipeg, the unemployment rate decreased the most in the Interlake region by 1.7 percentage points. The largest increase in the unemployment rate was in the Southeast region by 1.6 percentage points.

Labour Force Trends, Unadjusted for Seasonality

Region	Working Age Population		Total Employment		Participation Rate (%)		Unemployment Rate (%)	
	Jan 2018	Jan 2017	Jan 2018	Jan 2017	Jan 2018	Jan 2017	Jan 2018	Jan 2017
Winnipeg	617,900	607,200	388,800	382,100	66.9%	67.4%	5.9%	6.7%
Rest of Manitoba	400,900	397,500	251,200	248,100	65.7%	65.4%	4.7%	4.5%
Southeast	93,700	91,800	59,800	59,600	67.7%	67.8%	5.8%	4.2%
Central	86,800	85,800	56,300	53,800	67.5%	64.7%	3.9%	3.1%
Southwest	89,600	88,800	55,300	53,100	64.6%	63.1%	4.5%	5.2%
Interlake	76,100	75,700	44,600	45,800	61.0%	63.9%	3.9%	5.6%
Parklands and North	54,700	55,400	35,100	35,900	67.8%	68.2%	5.4%	5.0%

Manitoba Current Focus: Provincial Economic Outlook (Manitoba Finance)

(Six of the nine independent economic forecasters updated their forecasts since the last release December 1st)

In 2017, Manitoba's real GDP is expected to increase 2.5% compared to 3.0% growth in Canada. Manitoba ranks 5th among the provinces.

Employment in the province is forecast to grow by 1.6%, ranking Manitoba 4th and tied with Ontario.

In 2018, Manitoba's real GDP is expected to increase by 1.9% compared to 2.2% growth for Canada. Manitoba ranks Manitoba 6th among the provinces.

Employment is forecast to grow by 0.9%, ranking Manitoba 5th.

In 2019, Manitoba's real GDP is expected to increase by 1.6% compared to 1.7% for Canada. Manitoba ranks 6th, tied with Quebec.

Employment is forecast to grow by 0.5%, ranking Manitoba 6th.