





THE MANITOBA Current

manitoba.ca/lmi

Key Labour Force Indicators, month-to-month change

Labour Force			Employment		
677,500	0.3%		636,100	0.0%	
Unemployment Rate			Participation Rate		
6.1%	0.2 pts		67.9%	0.2 pts	

Labour Force Trends

In June 2016, Manitoba's labour force increased by 1,800 (0.3%) persons compared to the previous month.

Manitoba employed 677,500 people in June 2016. Total employment in Manitoba remained the exact same as the previous month. Full-time employment in June decreased by 6,800 while part-time employment increased by 6,800 persons.

With these labour force and employment changes, Manitoba's unemployment rate was tied with Saskatchewan

as the second-lowest among the provinces at 6.1%, up 0.7 percentage points from May 2016. British Columbia has the lowest unemployment rate at 5.9% and Ontario has the third-lowest unemployment rate at 6.4%, while Canada's unemployment rate decreased from last month by 0.1 points to be 6.8%. Prince Edward Island saw the largest increase in unemployment rate, by 0.6 percentage points.

Manitoba's youth unemployment rate increased from 12.7 to 13.6 percentage points from May and is now tied with Ontario as the sixth-lowest among the provinces. Canada's youth unemployment rate was 13.0% in June, a decrease of 0.3 percentage points from the previous month.

Labour Force Trends, Seasonally Adjusted

	Manitoba				Canada			
	June 2016	May 2016	June 2015	Y/Y Change	June 2016	May 2016	June 2015	Y/Y Change
Labour Force	677,500	675,700	671,800	0.8%	19,380,800	19,401,700	19,256,700	0.6%
Total Employment	636,100	636,100	635,800	0.0%	18,054,500	18,055,200	17,946,900	0.6%
Unemployment Rate	6.1%	5.9%	5.4%	0.7 pts	6.8%	6.9%	6.8%	0.0 pts
Participation Rate	67.9%	67.7%	68.1%	-0.2 pts	65.5%	65.7%	65.8%	-0.3 pts



Industry Employment Trends

Manitoba's goods-producing industries with the highest employment gains year-over-year were Construction (+3,200 or 7.0%), Agriculture (+1,400 or 6.4%), and Utilities (+1,400 or 16.7%).

Manitoba's goods-producing sector employed 149,700 persons in June 2016. This sector represents 23.5% of Manitoba's total employment. Canada's goods-producing sector employed 3,805,100 persons in June 2016, a year-over-year decrease of 1.6%.

Manitoba's services sector industries with the highest employment gains year-over-year Finance (+2,000 or 6.2%) and Professional and Administrative Services (+800 or 1.8%)

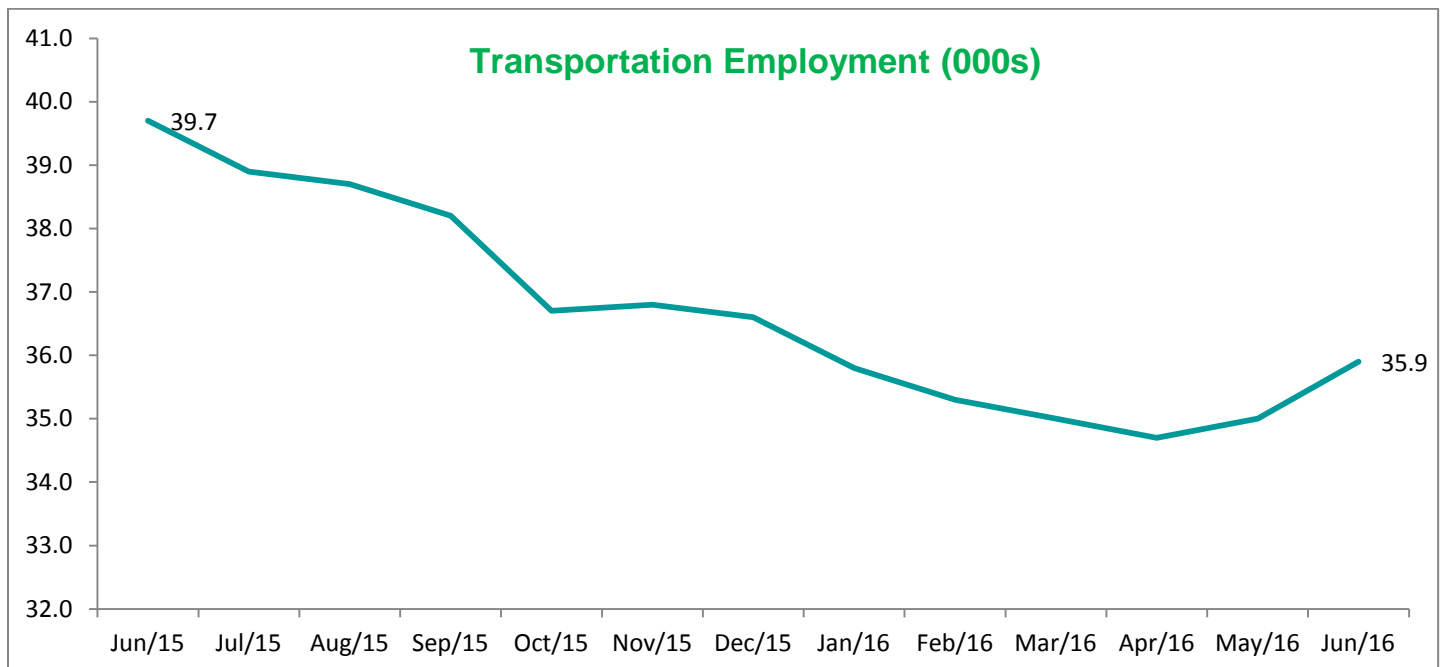
Manitoba's services sector employed 486,500 persons in June 2016. The services sector represents 76.5% of Manitoba's total employment. Canada's services sector industries employed 14,249,400 persons in June 2016, a year-over-year increase of 1.2%.

Industry Employment Trends, Seasonally Adjusted

	Manitoba				Canada			
	June 2016	May 2016	June 2015	Y/Y Change	June 2016	May 2016	June 2015	Y/Y Change
Goods-Producing	149,700	150,000	145,900	2.6%	3,805,100	3,851,300	3,868,100	-1.6%
Services Sector	486,500	486,100	489,900	-0.7%	14,249,400	14,203,900	14,078,800	1.2%

Manitoba Industry Spotlight: Transportation

Manitoba's Transportation industry employed 35,900 persons in June 2016. Year-over-year, employment decreased by 3,800 persons or -9.6%. This industry represents 5.6% of Manitoba's total employment.



Did you know?

Manitoba Bureau of Statistics has launched [The Review](#) report with data on Manitoba's demographics, labour market, social indicators and economic performance in 2015. Special features: the civil service, disability among Aboriginal populations, measuring low income, and fair trade perceptions.

[Women in Canada: Education, qualifications, skills and technology](#) is a new Statistics Canada report examining educational experiences, STEM training and skills. According to the report, natural and applied sciences was the most common occupational group for women aged 25 to 34.

Regional Highlights

Manitoba's working age population increased by 11,700 persons between June 2015 and June 2016. The Labour Force increased by 3,200 persons in the same time.

The EcoCanada [EYC Internship Program](#) is accepting applications! The main site also features labour market information for green careers, a jobs board, online training, supply and demand reports, news and trends in environmental employment.

[Engineers Canada](#) has launched EngScope, a new interactive online portal to address engineering labour market needs. The site includes research on salaries, enrolment in PSE, employment rates, career profiles, job postings and career outlook by discipline.

Between June 2015 and June 2016, the unemployment rate increased in all regions except in the Southeast (-0.8 pts) and Parklands and North (-2.4 pts) regions. The Southwest experienced the highest increase by 3.9 points, followed by the Interlake region with 1.9 points.

Labour Force Trends, Unadjusted for Seasonality

Region	Working Age Population		Total Employment		Participation Rate (%)		Unemployment Rate (%)	
	June 2016	June 2015	June 2016	June 2015	June 2016	June 2015	June 2016	June 2015
Winnipeg	602,000	593,700	352,900	391,400	68.4	70.1	6.3	6.0
Rest of Manitoba	395,400	392,000	283,200	244,400	67.7	66.3	5.3	4.4
Southeast	90,800	88,900	62,300	55,500	72.0	66.0	4.7	5.5
Central	85,300	84,300	54,700	54,700	66.9	67.4	4.2	3.9
Southwest	88,400	87,900	54,000	57,600	65.3	67.3	6.6	2.7
Interlake	75,500	74,800	45,800	45,200	65.2	63.6	6.9	5.0
Parklands and North	55,500	56,200	36,600	35,200	68.8	67.1	4.2	6.6

Manitoba Current Focus: Quarterly Population Estimates (Statistics Canada)

As of April 1, 2016, Manitoba's total population was 1,308,912 residents, up 5,016 from the January 1, 2016 estimate.

Manitoba's net international migration for the first quarter of 2016 was 4,012 individuals, a decrease from 2,772 people in the first quarter of 2015.

Through interprovincial migration, Manitoba recorded a net loss to other provinces of 1,143 residents during the first quarter of 2016. Most of Manitoba's population decreases were to British Columbia (-660), and Ontario (-188) and Alberta (-153).

Accounting for international and interprovincial migration and other population movements, Manitoba recorded an overall net migration gain of 3,953 individuals in the first quarter of 2016.

The number of births in Manitoba was 3,988 in the first quarter of 2016.