





THE MANITOBA Current

manitoba.ca/lmi

Key Labour Force Indicators, month-to-month change

Labour Force			Employment		
676,200	0.2%		632,700	0.1%	
Unemployment Rate			Participation Rate		
6.4%	0 pts		67.4%	0.1 pts	

Labour Force Trends

In October 2016, Manitoba's labour force increased by 1,300 (0.2%) persons compared to the previous month.

632,700 Manitobans were employed in October 2016. Total employment in Manitoba increased by 900 people in October from 631,800 in September. Full-time employment in October decreased by 800 while part-time employment increased by 1,700 persons.

With these labour force and employment changes, Manitoba's unemployment rate was the second-lowest

among the provinces at 6.4%, tied with Ontario, and remained unchanged from September. British Columbia has the lowest unemployment rate at 6.2%, while Canada's unemployment rate remained unchanged at 7.0%.

Newfoundland and Labrador saw the largest increase in unemployment rate, by 1.3 percentage points.

Manitoba's youth unemployment rate remained unchanged from September at 13.0 percentage points and is the fourth-lowest among the provinces. Canada's youth unemployment rate was 13.0% in October, with a 0.2 percentage points decrease from the previous month.

Labour Force Trends, Seasonally Adjusted

	Manitoba				Canada			
	Oct 2016	Sept 2016	Oct 2015	Y/Y Change	Oct 2016	Sept 2016	Oct 2015	Y/Y Change
Labour Force	676,200	674,900	677,500	-0.2%	19,525,700	19,479,700	19,376,400	0.8%
Total Employment	632,700	631,800	641,200	-1.3%	18,160,600	18,116,700	18,021,000	0.8%
Unemployment Rate	6.4%	6.4%	5.4%	1.0 pt	7.0%	7.0%	7.0%	0 pts
Participation Rate	67.4%	67.3%	68.4%	-1.0 pt	65.8%	65.7%	66.0%	-0.2 pts

Manitoba



Industry Employment Trends

Manitoba's goods-producing industries with the highest employment gains year-over-year were Agriculture (+1,700 or 7.1%), Utilities (+1,500 or 17.4%) and Manufacturing (+900 or 1.4%).

Manitoba's goods-producing sector employed 153,300 persons in October 2016. This sector represents 24.2% of Manitoba's total employment. Canada's goods-producing sector employed 3,843,900 persons in October 2016, a year-over-year decrease of 0.1%.

Manitoba's services sector industries with the highest employment gains year-over-year were Finance (+4,700 or 14.9%) and Professional, Scientific and Technical Services (+2,200 or 8.7%).

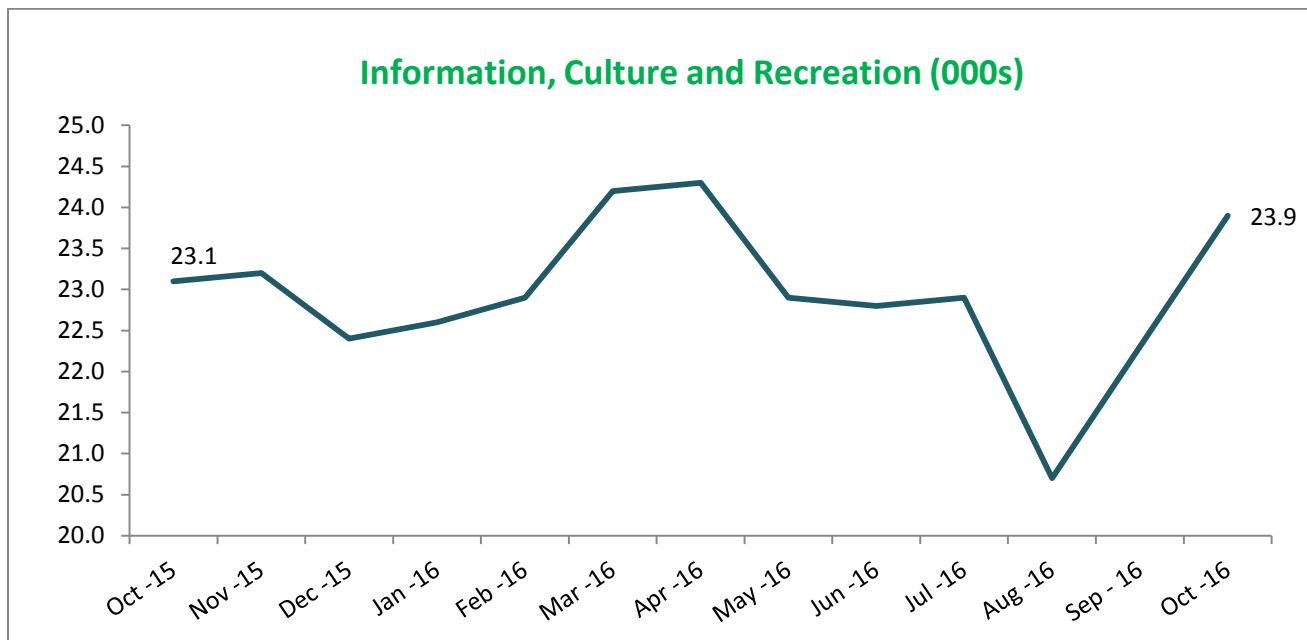
Manitoba's services sector employed 479,400 persons in October 2016. The services sector represents 75.8% of Manitoba's total employment. Canada's services sector industries employed 14,316,800 persons in October 2016, a year-over-year increase of 1.0%.

Industry Employment Trends, Seasonally Adjusted

	Manitoba				Canada			
	Oct 2016	Sept 2016	Oct 2015	Y/Y Change	Oct 2016	Sept 2016	Oct 2015	Y/Y Change
Goods-Producing	153,300	152,000	149,600	2.5%	3,843,900	3,823,200	3,848,800	-0.1%
Services Sector	479,400	479,800	491,600	-2.5%	14,316,800	14,293,400	14,172,200	1.0%

Manitoba Industry Spotlight: Information, Culture and Recreation

Manitoba's Information, Culture and Recreation industry employed 23,900 persons in October 2016. Year-over-year, employment increased by 800 persons or 3.4%. This industry represents 3.8% of Manitoba's total employment.



Did you know?

November 12th is the third annual [Girls Learning to Code Day](#) at the University of Manitoba, 1p.m. to 4p.m. Parents and girls will learn new skills including game development.

The Manitoba government is partnering with school divisions and industry sectors to host a series of forums in Winnipeg, Beausejour and The Pas for girls to consider careers in science, technology, engineering and math (STEM) and other non-traditional skilled trades. The next [Unlocking the Toolkit Girls Forums](#) will be taking place in Beausejour on Nov. 15 and at University College of the North in The Pas on Nov. 22.

Regional Highlights

Manitoba's working age population increased by 12,500 persons between October 2015 and October 2016. The Labour Force increased by 300 persons in the same time.

The [City of Winnipeg 2016 Career Symposium](#) will be held on November 16, 2016 from noon to 6:00 p.m. at RBC Convention Centre, third floor. The event is free.

The Aboriginal Chamber of Commerce presents two events this November: the [Indigenous Business Awards Gala](#) on November 16, 2016 at the RBC Convention Centre; and the [Aboriginal Business Youth Forum & Trade Show](#) on November 23, 2016 9a.m. to 1p.m. at the Neeginan Centre. Admission is free.

Statistics Canada releases labour-related data from Census 2016 on November 29th including topics such as: education, labour, journey to work, language of work, and mobility and migration.

Between October 2015 and October 2016, the unemployment rate increased in all regions except in the Southeast (-0.5 pts), Central (-0.2 pts) and Parklands and North (-1.3 pts) regions. Southwest region experienced the highest increase by 1.6 points, followed by Winnipeg with 1.2 points.

Labour Force Trends, Unadjusted for Seasonality

Region	Working Age Population		Total Employment		Participation Rate (%)		Unemployment Rate (%)	
	Oct 2016	Oct 2015	Oct 2016	Oct 2015	Oct 2016	Oct 2015	Oct 2016	Oct 2015
Winnipeg	605,300	596,400	384,100	386,500	68.5	69.0	7.3	6.1
Rest of Manitoba	396,800	393,200	252,200	254,800	66.8	68.1	4.9	4.7
Southeast	91,400	89,600	59,700	57,300	68.3	67.1	4.3	4.8
Central	85,600	84,700	53,200	54,400	65.3	67.5	4.7	4.9
Southwest	88,700	88,000	55,400	59,300	66.0	70.1	5.3	3.7
Interlake	75,600	75,100	47,100	47,600	66.0	66.7	5.8	5.0
Parklands and North	55,400	55,800	36,700	36,200	66.2	64.9	4.4	5.7

Manitoba Current Focus: Manitoba Economic Outlook (Manitoba Finance)

(Three of nine independent economic forecasters updated their forecasts since the last release on Oct. 11th).

In 2016, Manitoba's real GDP was unchanged from the early October survey at 2.1%, growing faster than Canada at 1.3%.

Employment was revised down 0.1%, now -0.1% ranking Manitoba fourth among the provinces. Only B.C., Ontario and Quebec are expected to have positive employment growth in 2016. The unemployment rate for 2016 is forecast at 6.0%, ranking Manitoba first among the provinces.

In 2017, there is no change expected for Manitoba's real GDP at 2.1%, growing faster than Canada at 2.0%.

Employment is forecast to grow by 0.9%. The unemployment rate is forecast at 5.8%, ranking Manitoba first.

In 2018, real GDP in Manitoba is expected to increase by 1.9% unchanged from early October and growing slower than Canada at 2.0%.

Manitoba's employment is forecast to grow by 0.9%, and unemployment rate is forecast at 5.7%.