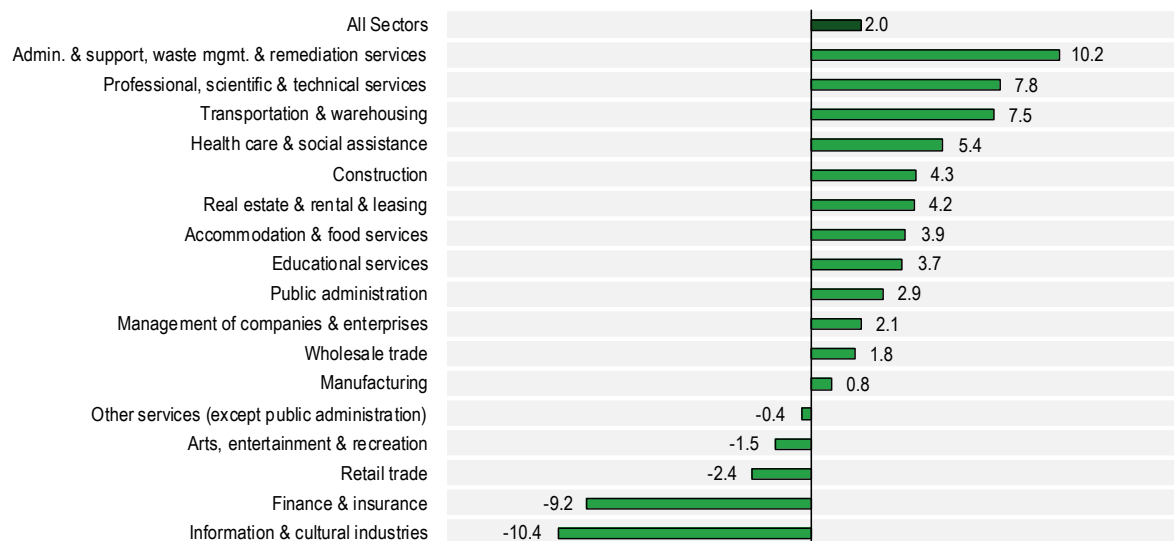


Manitoba Average Weekly Earnings Change (%)

July 2024 - July 2025 (Unadjusted)



Source: Statistics Canada, Table 14-10-0203-01

Earnings Up 2.0% from Last July, Led by Administrative & Support

Not adjusting for seasonality, Manitoba's average weekly earnings are up by 2.0% in July 2025 compared to July 2024 (Canada: +3.4%). Administrative & support, waste management & remediation services experienced the largest increase at 10.2%, while Information & cultural industries experienced the largest decrease, down by 10.4%, over the same period.

Manitoba's seasonally adjusted average weekly earnings in July 2025 were \$1,179.73. This is up by 0.7% from June, and 2.1% greater than last July. Nationally, average weekly earnings for July are \$1,307.86, which is up by 0.6% from June, and 3.3% greater than last July.

Average Weekly Earnings on MBS Website: <https://www.gov.mb.ca/mbs/moreinfo.html?id=13>

Manitoba's Population Increases to 1,509,702 Persons, Led by Immigration

Manitoba's total population is estimated at 1,509,702 residents as of July 1, 2025.

Over the three months ending June 30, 2025, Manitoba's population increased by an estimated 1,671 individuals (+0.11%). This quarterly change is tied with Canada's 0.11% increase, and seventh strongest among provinces.

On a twelve-month basis (compared to July 1, 2024), Manitoba's population rose by 17,558 persons (+1.18%). This twelve-month change exceeds Canada's 0.94% expansion, and ranks fifth strongest among provinces. After two years of extremely strong growth, Manitoba's twelve-month growth rate has slowed, fueled by significantly reduced inflows of other international migrants.

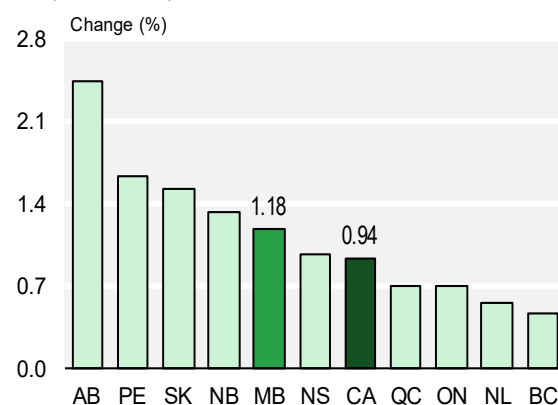
Manitoba's twelve-month inflow from net international migration (immigrants minus short-term and long-term emigrants) is the third highest since 1971/72, with 18,338 net international migrants over the twelve months ending June 30, 2025, 10.92% fewer migrants than the twelve months prior. Other international migration (the net change in non-permanent residents plus the number of short-term and long-term returning emigrants) recorded the smallest net inflow since 1997/98, at 294 other international migrants, 98.76% lower than the previous twelve months.

The twelve-month net outflow is the smallest since 2020/21, recording an outflow of 4,047 migrants, 51.82% less than the net figure for the preceding twelve months.

For the latest Quarterly Population Bulletin, visit the MBS link: <https://www.gov.mb.ca/mbs/moreinfo.html?id=16>

Population Growth, Year-over-year

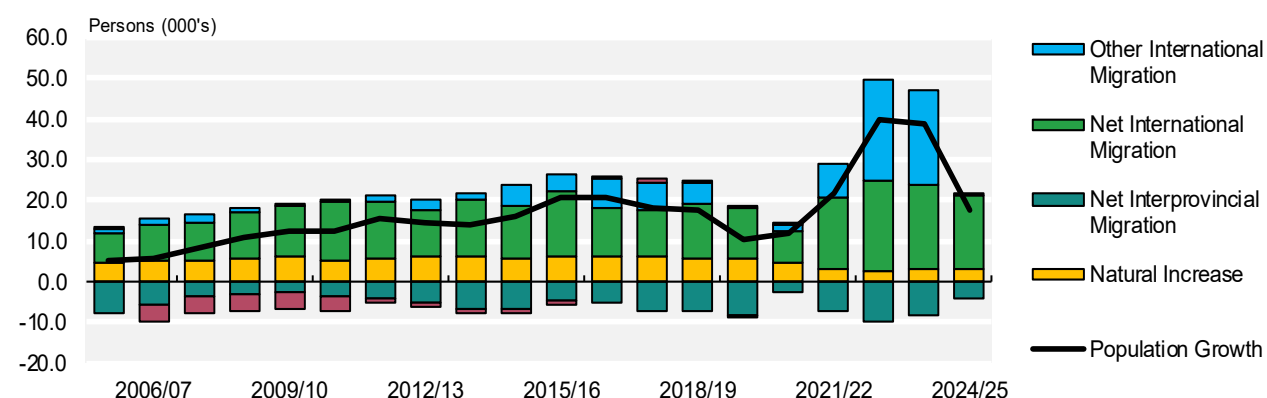
Jul 1, 2024 to Jul 1, 2025



Source: Statistics Canada, Table 17-10-0009-01

Twelve-month Growth, Component Contributions

Jul 1 to Jun 30



Source: Statistics Canada, Tables 17-10-0009-01, 17-10-0020-01, 17-10-0040-01 and 17-10-0059-01

Coming Up:

October 7	Foreign Trade for August 2025
October 10	Labour Force Survey for September 2025
October 14	Building Permits for August 2025
October 15	Wholesale Trade for August 2025
October 15	Manufacturing Shipments for August 2025
October 16	Housing Starts for September 2025
October 21	Consumer Price Index for September 2025
October 23	Employment Insurance for August 2025
October 23	Retail Trade for August 2025
October 30	Average Weekly Earnings for August 2025

All data sources are Statistics Canada, unless otherwise stated. More information from MBS can be found on our website: <https://www.gov.mb.ca/mbs/>