

Search Summary

72 records returned

167 farm varieties grown on 38,421.0 acres

Average Yield

1.419 Tonnes (52.1 Bushels) per acre


Summary includes aggregate data from 'below minimum tolerance' records

Variety Yield Data

'Below Minimum Tolerance' records contain data from fewer than 3 producers or 500 acres, marked as such to retain producer anonymity. Data from these records is included in the Search Summary totals.

Tip: Click or touch the button below to select Municipalities or MASC Risk Areas.

Municipalities

Tip: Click or touch in the select boxes (below) to select at least one item from each list. Click or touch the  icon to clear all selected items.

GIMLI ▶

Select Crop(s)


Tip: If more than one crop is selected, the Yield Variety Data will be returned, but 'Top Varieties by Acres' and 'Top Varieties by Yield' charts won't be generated.

ARGENTINE CANOLA ▶

Select Varieties

All Varieties ►

Select Year Range



Search Summary

85 records returned

126 farm varieties grown on **29,223.0** acres

Average Yield

0.815 Tonnes (**35.9** Bushels) per acre

Summary includes aggregate data from 'below minimum tolerance' records

Variety Yield Data

'Below Minimum Tolerance' records contain data from fewer than 3 producers or 500 acres, marked as such to retain producer anonymity. Data from these records is included in the Search Summary totals.

2024

Search Summary

164 records returned

303 farm varieties grown on **60,323.0** acres

Average Yield

0.882 Tonnes (**32.4** Bushels) per acre


Summary includes aggregate data from 'below minimum tolerance' records

Variety Yield Data

'Below Minimum Tolerance' records contain data from fewer than 3 producers or 500 acres, marked as such to retain producer anonymity. Data from these records is included in the Search Summary totals.

Tip: Click or touch the button below to select Municipalities or MASC Risk Areas.

Municipalities

Tip: Click or touch in the select boxes (below) to select at least one item from each list. Click or touch the  icon to clear all selected items.

ARMSTRONG, GIMLI 

Select Crop(s)


Tip: If more than one crop is selected, the Yield Variety Data will be returned, but 'Top Varieties by Acres' and 'Top Varieties by Yield' charts won't be generated.

ALFALFA 

Select Varieties

All Varieties 

Select Year Range



Search Summary

55 records returned

147 farm varieties grown on 17,397.0 acres

Average Yield

1.315 Tonnes (1.449 Tons) per acre

Summary includes aggregate data from 'below minimum tolerance' records

Variety Yield Data

'Below Minimum Tolerance' records contain data from fewer than 3 producers or 500 acres, marked as such to retain producer anonymity. Data from these records is included in the Search Summary totals.

* NOTE :

YIELD IS TAKEN AS $\frac{1}{3}$ OF HAY PRODUCTION
AS SEED IS HARVESTED THEN ADDITIONAL
CUT IS HARVESTED WHEN POSSIBLE.