




## MMPP - Variety Yield Data Browser

### Select Municipalities or MASC Risk Areas

**Tip:** Click or touch the 'X' (at right) in these tip balloons to hide them permanently. ✕

**Tip:** Click or touch the button below to select Municipalities or MASC Risk Areas. ✕

Municipalities

**Tip:** Click or touch in the select boxes (below) to select at least one item from each list. Click or touch the  icon ✕ to clear all selected items.

LAC DU BONNET 

### Select Crop(s)


**Tip:** If more than one crop is selected, the Yield Variety Data will be returned, but 'Top Varieties by Acres' and 'Top Varieties by Yield' charts won't be generated. ✕

ARGENTINE CANOLA 

### Select Varieties

All Varieties 

### Select Year Range



2014 to 2024

## Search Summary

**85 records returned**

**292** farm varieties grown on **88,877.0** acres

### Average Yield

**0.967** Tonnes ( **42.6** Bushels ) per acre

*Summary includes aggregate data from 'below minimum tolerance' records*

## Variety Yield Data

'Below Minimum Tolerance' records contain data from fewer than 3 producers or 500 acres, marked as such to retain producer anonymity. Data from these records is included in the Search Summary totals.

[Copy to Clipboard](#)[Save as XLS](#)

Showing 1 to 50 of 84 entries

[First](#)[Previous](#)[Next](#)[Last](#)

Year	Risk Area / R.M.	Crop	Variety	Farms	Acres	Yield/acre (Metric)	Yield/acre (Imperial)
2023	LAC DU BONNET	ARGENTINE CANOLA	L356PC (INVIGOR) (LT)	4	1,379.0	1.439 Tonnes	63.4 Bushels
2017	LAC DU BONNET	ARGENTINE CANOLA	L233P (BASF)  5CN0130  (LT) {PSR-R}	5	1,035.0	1.353 Tonnes	59.7 Bushels
2023	LAC DU BONNET	ARGENTINE CANOLA	L350PC (INVIGOR) (LT)	5	1,302.0	1.314 Tonnes	58.0 Bushels
2023	LAC DU BONNET	ARGENTINE CANOLA	L233P (BASF)  5CN0130  (LT) {PSR-R}	3	582.0	1.292 Tonnes	57.0 Bushels
2017	LAC DU BONNET	ARGENTINE CANOLA	L140P (INVIGOR) (LT) {PSR-R}	7	3,813.0	1.273 Tonnes	56.1 Bushels
2019	LAC DU BONNET	ARGENTINE CANOLA	L233P (BASF)  5CN0130  (LT) {PSR-R}	17	8,135.0	1.226 Tonnes	54.1 Bushels
2022	LAC DU BONNET	ARGENTINE CANOLA	L233P (BASF)  5CN0130  (LT) {PSR-R}	5	2,459.0	1.191 Tonnes	52.5 Bushels
2018	LAC DU BONNET	ARGENTINE CANOLA	L233P (BASF)  5CN0130  (LT) {PSR-R}	8	2,716.0	1.177 Tonnes	51.9 Bushels
2018	LAC DU BONNET	ARGENTINE CANOLA	L140P (INVIGOR) (LT) {PSR-R}	6	2,768.0	1.175 Tonnes	51.8 Bushels
2022	LAC DU BONNET	ARGENTINE CANOLA	L357P (INVIGOR) (LT)	3	757.0	1.150 Tonnes	50.7 Bushels
2023	LAC DU BONNET	ARGENTINE CANOLA	L340PC (INVIGOR) (LT)	7	2,993.0	1.150 Tonnes	50.7 Bushels
2022	LAC DU BONNET	ARGENTINE CANOLA	L340PC (INVIGOR) (LT)	11	3,761.0	1.140 Tonnes	50.3 Bushels
2018	LAC DU BONNET	ARGENTINE CANOLA	L255PC (INVIGOR)  6CN0122  (LT) {PSR-R}	6	1,778.0	1.117 Tonnes	49.2 Bushels

Year	Risk Area / R.M.	Crop	Variety	Farms	Acres	Yield/acre (Metric)	Yield/acre (Imperial)
2022	LAC DU BONNET	ARGENTINE CANOLA	INVIGOR L345PC (INVIGOR) (LT)	3	1,706.0	1.111 Tonnes	49.0 Bushels
2022	LAC DU BONNET	ARGENTINE CANOLA	DKLL 83 SC (DEKALB) (LT)	3	796.0	1.080 Tonnes	47.6 Bushels
2017	LAC DU BONNET	ARGENTINE CANOLA	L252 (INVIGOR) (LT)	4	508.0	1.077 Tonnes	47.5 Bushels
2015	LAC DU BONNET	ARGENTINE CANOLA	L140P (INVIGOR) (LT) {PSR-R}	5	1,625.0	1.061 Tonnes	46.8 Bushels
2016	LAC DU BONNET	ARGENTINE CANOLA	L140P (INVIGOR) (LT) {PSR-R}	12	5,021.0	0.957 Tonnes	42.2 Bushels
2024	LAC DU BONNET	ARGENTINE CANOLA	L345PC (INVIGOR) (LT)	3	1,350.0	0.950 Tonnes	41.9 Bushels
2020	LAC DU BONNET	ARGENTINE CANOLA	L233P (BASF)  5CN0130  (LT) {PSR-R}	23	7,913.0	0.941 Tonnes	41.5 Bushels
2022	LAC DU BONNET	ARGENTINE CANOLA	DKLL 82 SC (DEKALB) (LT)	4	1,652.0	0.941 Tonnes	41.5 Bushels
2018	LAC DU BONNET	ARGENTINE CANOLA	L252 (INVIGOR) (LT)	3	765.0	0.936 Tonnes	41.2 Bushels
2024	LAC DU BONNET	ARGENTINE CANOLA	L340PC (INVIGOR) (LT)	13	4,302.0	0.851 Tonnes	37.5 Bushels
2024	LAC DU BONNET	ARGENTINE CANOLA	L356PC (INVIGOR) (LT)	5	1,646.0	0.817 Tonnes	36.0 Bushels
2016	LAC DU BONNET	ARGENTINE CANOLA	L252 (INVIGOR) (LT)	4	570.0	0.805 Tonnes	35.5 Bushels
2014	LAC DU BONNET	ARGENTINE CANOLA	L130 (INVIGOR) (LT)	3	630.0	0.789 Tonnes	34.8 Bushels
2024	LAC DU BONNET	ARGENTINE CANOLA	DKLL 83 SC (DEKALB) (LT)	4	1,302.0	0.766 Tonnes	33.8 Bushels
2014	LAC DU BONNET	ARGENTINE CANOLA	L120 (INVIGOR) (LT)	3	544.0	0.693 Tonnes	30.6 Bushels
2014	LAC DU BONNET	ARGENTINE CANOLA	5440 (INVIGOR)  PHS04-690  (LT)	4	907.0	0.685 Tonnes	30.2 Bushels

Year	Risk Area / R.M.	Crop	Variety	Farms	Acres	Yield/acre (Metric)	Yield/acre (Imperial)
2021	LAC DU BONNET	ARGENTINE CANOLA	L233P (BASF) [5CN0130] (LT) {PSR-R}	8	3,162.0	0.610 Tonnes	26.9 Bushels
2021	LAC DU BONNET	ARGENTINE CANOLA	INVIGOR L345PC (INVIGOR) (LT)	4	1,510.0	0.580 Tonnes	25.6 Bushels
2014	LAC DU BONNET	ARGENTINE CANOLA	L159 (INVIGOR) (LT)	8	2,765.0	0.578 Tonnes	25.5 Bushels
2021	LAC DU BONNET	ARGENTINE CANOLA	L340PC (INVIGOR) (LT)	7	1,785.0	0.577 Tonnes	25.4 Bushels
2021	LAC DU BONNET	ARGENTINE CANOLA	DKLL 82 SC (DEKALB) (LT)	3	667.0	0.567 Tonnes	25.0 Bushels
2014	LAC DU BONNET	ARGENTINE CANOLA	L252 (INVIGOR) (LT)	4	788.0	0.451 Tonnes	19.9 Bushels
2021	LAC DU BONNET	ARGENTINE CANOLA	PV 660 LCM (PROVEN) (LT)	4	505.0	0.406 Tonnes	17.9 Bushels
2014	LAC DU BONNET	ARGENTINE CANOLA	292CL (MONSANTO) [AV9292] (ST)	Below	Minimum	Tolerance	
2014	LAC DU BONNET	ARGENTINE CANOLA	46H75 (PIONEER) (ST)	Below	Minimum	Tolerance	
2014	LAC DU BONNET	ARGENTINE CANOLA	L140P (INVIGOR) (LT) {PSR-R}	Below	Minimum	Tolerance	
2014	LAC DU BONNET	ARGENTINE CANOLA	L160S (INVIGOR) (LT)	Below	Minimum	Tolerance	
2014	LAC DU BONNET	ARGENTINE CANOLA	L261 (INVIGOR) (LT)	Below	Minimum	Tolerance	
2014	LAC DU BONNET	ARGENTINE CANOLA	VR 9560 CL (PROVEN) (ST)	Below	Minimum	Tolerance	
2014	LAC DU BONNET	ARGENTINE CANOLA	VT 500 G (PROVEN) [9556] (RT)	Below	Minimum	Tolerance	
2015	LAC DU BONNET	ARGENTINE CANOLA	46A72 (PIONEER) [NS1472] (ST)	Below	Minimum	Tolerance	
2015	LAC DU BONNET	ARGENTINE CANOLA	74-44 BL (DEKALB) (RT)	Below	Minimum	Tolerance	

Year	Risk Area / R.M.	Crop	Variety	Farms	Acres	Yield/acre (Metric)	Yield/acre (Imperial)
2015	LAC DU BONNET	ARGENTINE CANOLA	L120 (INVIGOR) (LT)	Below	Minimum	Tolerance	
2015	LAC DU BONNET	ARGENTINE CANOLA	L130 (INVIGOR) (LT)	Below	Minimum	Tolerance	
2015	LAC DU BONNET	ARGENTINE CANOLA	L159 (INVIGOR) (LT)	Below	Minimum	Tolerance	
2015	LAC DU BONNET	ARGENTINE CANOLA	L252 (INVIGOR) (LT)	Below	Minimum	Tolerance	
2015	LAC DU BONNET	ARGENTINE CANOLA	VR 9560 CL (PROVEN) (ST)	Below	Minimum	Tolerance	

Show  entries

[First](#)
[Previous](#)
[Next](#)
[Last](#)

Copyright © 2026 Manitoba Agricultural Services Corporation. All rights reserved.




## MMPP - Variety Yield Data Browser


### Select Municipalities or MASC Risk Areas

**Tip:** Click or touch the 'X' (at right) in these tip balloons to hide them permanently. ✕

**Tip:** Click or touch the button below to select Municipalities or MASC Risk Areas. ✕

Municipalities

**Tip:** Click or touch in the select boxes (below) to select at least one item from each list. Click or touch the  icon ✕ to clear all selected items.

LAC DU BONNET 

### Select Crop(s)


**Tip:** If more than one crop is selected, the Yield Variety Data will be returned, but 'Top Varieties by Acres' and 'Top Varieties by Yield' charts won't be generated. ✕

BARLEY 

### Select Varieties

All Varieties 

### Select Year Range



2014 to 2024

## Search Summary

**24 records returned**

**27 farm varieties grown on 14,171.0 acres**

### Average Yield

**1.810 Tonnes ( 83.1 Bushels ) per acre**

*Summary includes aggregate data from 'below minimum tolerance' records*

## Variety Yield Data

'Below Minimum Tolerance' records contain data from fewer than 3 producers or 500 acres, marked as such to retain producer anonymity. Data from these records is included in the Search Summary totals.

[Copy to Clipboard](#)[Save as XLS](#)

Showing 1 to 23 of 23 entries


[First](#)[Previous](#)[Next](#)[Last](#)

Year	Risk Area / R.M.	Crop	Variety	Farms	Acres	Yield/acre (Metric)	Yield/acre (Imperial)
2014	LAC DU BONNET	BARLEY	CELEBRATION (6B01-2218)	Below	Minimum	Tolerance	
2014	LAC DU BONNET	BARLEY	CONLON	Below	Minimum	Tolerance	
2014	LAC DU BONNET	BARLEY	TRADITION (BT 954)	Below	Minimum	Tolerance	
2015	LAC DU BONNET	BARLEY	CELEBRATION (6B01-2218)	Below	Minimum	Tolerance	
2015	LAC DU BONNET	BARLEY	CONLON	Below	Minimum	Tolerance	
2015	LAC DU BONNET	BARLEY	NO VAR	Below	Minimum	Tolerance	
2015	LAC DU BONNET	BARLEY	TRADITION (BT 954)	Below	Minimum	Tolerance	
2016	LAC DU BONNET	BARLEY	CELEBRATION (6B01-2218)	Below	Minimum	Tolerance	
2016	LAC DU BONNET	BARLEY	CONLON	Below	Minimum	Tolerance	
2016	LAC DU BONNET	BARLEY	TRADITION (BT 954)	Below	Minimum	Tolerance	
2017	LAC DU BONNET	BARLEY	CHAMPION (TR04719)	Below	Minimum	Tolerance	
2017	LAC DU BONNET	BARLEY	CONLON	Below	Minimum	Tolerance	
2018	LAC DU BONNET	BARLEY	CONLON	Below	Minimum	Tolerance	
2019	LAC DU BONNET	BARLEY	AAC SYNERGY	Below	Minimum	Tolerance	
2019	LAC DU BONNET	BARLEY	CHAMPION (TR04719)	Below	Minimum	Tolerance	
2019	LAC DU BONNET	BARLEY	CONLON	Below	Minimum	Tolerance	

Year	Risk Area / R.M.	Crop	Variety	Farms	Acres	Yield/acre (Metric)	Yield/acre (Imperial)
2020	LAC DU BONNET	BARLEY	AAC SYNERGY	Below	Minimum	Tolerance	
2020	LAC DU BONNET	BARLEY	CONLON	Below	Minimum	Tolerance	
2021	LAC DU BONNET	BARLEY	CONLON	Below	Minimum	Tolerance	
2022	LAC DU BONNET	BARLEY	AAC SYNERGY	Below	Minimum	Tolerance	
2022	LAC DU BONNET	BARLEY	CONLON	Below	Minimum	Tolerance	
2023	LAC DU BONNET	BARLEY	AAC SYNERGY	Below	Minimum	Tolerance	
2024	LAC DU BONNET	BARLEY	CDC AUSTENSON (TR06389)	Below	Minimum	Tolerance	

Show  entries

[First](#)
[Previous](#)
[Next](#)
[Last](#)




## MMPP - Variety Yield Data Browser


### Select Municipalities or MASC Risk Areas

**Tip:** Click or touch the 'X' (at right) in these tip balloons to hide them permanently. ✕

**Tip:** Click or touch the button below to select Municipalities or MASC Risk Areas. ✕

Municipalities

**Tip:** Click or touch in the select boxes (below) to select at least one item from each list. Click or touch the  icon to clear all selected items. ✕

LAC DU BONNET 

### Select Crop(s)


**Tip:** If more than one crop is selected, the Yield Variety Data will be returned, but 'Top Varieties by Acres' and 'Top Varieties by Yield' charts won't be generated. ✕

OATS 

### Select Varieties

All Varieties 

### Select Year Range



2014 to 2024

## Search Summary

**45 records returned**

**111** farm varieties grown on **31,245.0** acres

### Average Yield

**1.966** Tonnes ( **127.5** Bushels ) per acre

*Summary includes aggregate data from 'below minimum tolerance' records*

## Variety Yield Data

'Below Minimum Tolerance' records contain data from fewer than 3 producers or 500 acres, marked as such to retain producer anonymity. Data from these records is included in the Search Summary totals.

[Copy to Clipboard](#)[Save as XLS](#)

Showing 1 to 44 of 44 entries

[First](#)[Previous](#)[Next](#)[Last](#)


Year	Risk Area / R.M.	Crop	Variety	Farms	Acres	Yield/acre (Metric)	Yield/acre (Imperial)
2017	LAC DU BONNET	OATS	SUMMIT (OT 2046)	4	2,546.0	2.628 Tonnes	170.4 Bushels
2015	LAC DU BONNET	OATS	SUMMIT (OT 2046)	3	2,130.0	2.305 Tonnes	149.4 Bushels
2018	LAC DU BONNET	OATS	SUMMIT (OT 2046)	3	1,442.0	2.178 Tonnes	141.3 Bushels
2018	LAC DU BONNET	OATS	CS CAMDEN	5	1,334.0	2.168 Tonnes	140.6 Bushels
2022	LAC DU BONNET	OATS	CS CAMDEN	10	2,275.0	2.152 Tonnes	139.6 Bushels
2017	LAC DU BONNET	OATS	CS CAMDEN	6	919.0	2.109 Tonnes	136.7 Bushels
2022	LAC DU BONNET	OATS	SUMMIT (OT 2046)	5	1,517.0	2.090 Tonnes	135.5 Bushels
2020	LAC DU BONNET	OATS	CS CAMDEN	11	3,117.0	1.969 Tonnes	127.7 Bushels
2019	LAC DU BONNET	OATS	CS CAMDEN	9	2,180.0	1.716 Tonnes	111.3 Bushels
2021	LAC DU BONNET	OATS	CS CAMDEN	7	2,223.0	1.620 Tonnes	105.1 Bushels
2014	LAC DU BONNET	OATS	FURLONG (OT2009)	3	862.0	1.360 Tonnes	88.2 Bushels
2014	LAC DU BONNET	OATS	AC ASSINIBOIA (OT 275)	Below	Minimum	Tolerance	
2014	LAC DU BONNET	OATS	LEGGETT (OT2021)	Below	Minimum	Tolerance	
2014	LAC DU BONNET	OATS	NO VAR	Below	Minimum	Tolerance	
2014	LAC DU BONNET	OATS	SOURIS	Below	Minimum	Tolerance	
2015	LAC DU BONNET	OATS	AAC JUSTICE ( WHITE MILLING)	Below	Minimum	Tolerance	

<b>Year</b>	<b>Risk Area / R.M.</b>	<b>Crop</b>	<b>Variety</b>	<b>Farms</b>	<b>Acres</b>	<b>Yield/acre (Metric)</b>	<b>Yield/acre (Imperial)</b>
2015	LAC DU BONNET	OATS	AC ASSINIBOIA (OT 275)	Below	Minimum	Tolerance	
2015	LAC DU BONNET	OATS	CS CAMDEN	Below	Minimum	Tolerance	
2015	LAC DU BONNET	OATS	FURLONG (OT2009)	Below	Minimum	Tolerance	
2015	LAC DU BONNET	OATS	LEGGETT (OT2021)	Below	Minimum	Tolerance	
2015	LAC DU BONNET	OATS	SOURIS	Below	Minimum	Tolerance	
2015	LAC DU BONNET	OATS	TRIACTOR (OT582)	Below	Minimum	Tolerance	
2016	LAC DU BONNET	OATS	CS CAMDEN	Below	Minimum	Tolerance	
2016	LAC DU BONNET	OATS	LEGGETT (OT2021)	Below	Minimum	Tolerance	
2016	LAC DU BONNET	OATS	RIEL	Below	Minimum	Tolerance	
2016	LAC DU BONNET	OATS	SUMMIT (OT 2046)	Below	Minimum	Tolerance	
2017	LAC DU BONNET	OATS	LEGGETT (OT2021)	Below	Minimum	Tolerance	
2018	LAC DU BONNET	OATS	NO VAR	Below	Minimum	Tolerance	
2019	LAC DU BONNET	OATS	CDC MINSTREL (OT 3018)	Below	Minimum	Tolerance	
2019	LAC DU BONNET	OATS	SUMMIT (OT 2046)	Below	Minimum	Tolerance	
2020	LAC DU BONNET	OATS	AC ASSINIBOIA (OT 275)	Below	Minimum	Tolerance	
2020	LAC DU BONNET	OATS	LEGGETT (OT2021)	Below	Minimum	Tolerance	
2020	LAC DU BONNET	OATS	ORE3542M (SECAN)	Below	Minimum	Tolerance	

Year	Risk Area / R.M.	Crop	Variety	Farms	Acres	Yield/acre (Metric)	Yield/acre (Imperial)
2020	LAC DU BONNET	OATS	SUMMIT (OT 2046)	Below	Minimum	Tolerance	
2021	LAC DU BONNET	OATS	CDC ENDURE (ALLIANCE)	Below	Minimum	Tolerance	
2021	LAC DU BONNET	OATS	LEGGETT (OT2021)	Below	Minimum	Tolerance	
2021	LAC DU BONNET	OATS	SUMMIT (OT 2046)	Below	Minimum	Tolerance	
2022	LAC DU BONNET	OATS	AAC DOUGLAS [OT2122]	Below	Minimum	Tolerance	
2022	LAC DU BONNET	OATS	CDC ARBORG	Below	Minimum	Tolerance	
2022	LAC DU BONNET	OATS	CDC ENDURE (ALLIANCE)	Below	Minimum	Tolerance	
2023	LAC DU BONNET	OATS	CS CAMDEN	Below	Minimum	Tolerance	
2023	LAC DU BONNET	OATS	SUMMIT (OT 2046)	Below	Minimum	Tolerance	
2024	LAC DU BONNET	OATS	CS CAMDEN	Below	Minimum	Tolerance	
2024	LAC DU BONNET	OATS	SUMMIT (OT 2046)	Below	Minimum	Tolerance	

Show  entries

First Previous Next Last




## MMPP - Variety Yield Data Browser

### Select Municipalities or MASC Risk Areas

**Tip:** Click or touch the 'X' (at right) in these tip balloons to hide them permanently. ✕


**Tip:** Click or touch the button below to select Municipalities or MASC Risk Areas. ✕

**Tip:** Click or touch in the select boxes (below) to select at least one item from each list. Click or touch the  icon to clear all selected items. ✕

### Select Crop(s)

**Tip:** If more than one crop is selected, the Yield Variety Data will be returned, but 'Top Varieties by Acres' and 'Top Varieties by Yield' charts won't be generated. ✕

### Select Varieties

### Select Year Range

Timeline with markers for 1993, 1998, 2002, 2007, 2011, 2016, 2021. Two empty boxes are present on the timeline, one between 2011 and 2016, and another between 2016 and 2021.

 to

## Search Summary

**74 records returned**

**274 farm varieties grown on 86,449.5 acres**

### Average Yield

**1.881 Tonnes ( 69.1 Bushels ) per acre**

*Summary includes aggregate data from 'below minimum tolerance' records*

## Variety Yield Data

'Below Minimum Tolerance' records contain data from fewer than 3 producers or 500 acres, marked as such to retain producer anonymity. Data from these records is included in the Search Summary totals.

[Copy to Clipboard](#)[Save as XLS](#)

Showing 1 to 50 of 73 entries

[First](#)[Previous](#)[Next](#)[Last](#)

Year	Risk Area / R.M.	Crop	Variety	Farms	Acres	Yield/acre (Metric)	Yield/acre (Imperial)
2021	LAC DU BONNET	RED SPRING WHEAT	AAC ELIE(BW931)	6	1,320.0	2.445 Tonnes	89.8 Bushels
2018	LAC DU BONNET	RED SPRING WHEAT	AAC ELIE(BW931)	4	956.0	2.389 Tonnes	87.8 Bushels
2020	LAC DU BONNET	RED SPRING WHEAT	AAC ELIE(BW931)	4	1,710.0	2.281 Tonnes	83.8 Bushels
2020	LAC DU BONNET	RED SPRING WHEAT	GLENN	4	1,033.0	2.243 Tonnes	82.4 Bushels
2021	LAC DU BONNET	RED SPRING WHEAT	AAC VIEWFIELD (FP GENETICS) BW965  EXP	11	2,131.0	2.227 Tonnes	81.8 Bushels
2019	LAC DU BONNET	RED SPRING WHEAT	AAC ELIE(BW931)	4	1,180.0	2.209 Tonnes	81.2 Bushels
2022	LAC DU BONNET	RED SPRING WHEAT	AAC ELIE(BW931)	4	1,944.0	2.165 Tonnes	79.5 Bushels
2024	LAC DU BONNET	RED SPRING WHEAT	AAC VIEWFIELD (FP GENETICS) BW965  EXP	7	3,899.0	2.148 Tonnes	78.9 Bushels
2020	LAC DU BONNET	RED SPRING WHEAT	AAC VIEWFIELD (FP GENETICS) BW965  EXP	5	558.0	2.141 Tonnes	78.7 Bushels
2017	LAC DU BONNET	RED SPRING WHEAT	GLENN	6	1,403.0	2.082 Tonnes	76.5 Bushels
2023	LAC DU BONNET	RED SPRING WHEAT	AAC VIEWFIELD (FP GENETICS) BW965  EXP	10	3,137.0	2.068 Tonnes	76.0 Bushels
2022	LAC DU BONNET	RED SPRING WHEAT	AAC VIEWFIELD (FP GENETICS) BW965  EXP	11	3,001.5	2.064 Tonnes	75.9 Bushels


Year	Risk Area / R.M.	Crop	Variety	Farms	Acres	Yield/acre (Metric)	Yield/acre (Imperial)
2018	LAC DU BONNET	RED SPRING WHEAT	AAC BRANDON (BW 932)	15	5,322.0	2.057 Tonnes	75.6 Bushels
2017	LAC DU BONNET	RED SPRING WHEAT	CARDALE (BW429)	5	878.0	2.032 Tonnes	74.7 Bushels
2021	LAC DU BONNET	RED SPRING WHEAT	AAC BRANDON (BW 932)	6	2,297.0	1.983 Tonnes	72.8 Bushels
2024	LAC DU BONNET	RED SPRING WHEAT	AAC STARBUCK (SECAN)	5	2,498.0	1.980 Tonnes	72.8 Bushels
2019	LAC DU BONNET	RED SPRING WHEAT	GLENN	5	1,935.0	1.974 Tonnes	72.5 Bushels
2016	LAC DU BONNET	RED SPRING WHEAT	AAC ELIE(BW931)	3	880.0	1.950 Tonnes	71.7 Bushels
2018	LAC DU BONNET	RED SPRING WHEAT	CARDALE (BW429)	3	1,263.0	1.933 Tonnes	71.0 Bushels
2022	LAC DU BONNET	RED SPRING WHEAT	AAC STARBUCK (SECAN)	4	1,124.0	1.915 Tonnes	70.4 Bushels
2024	LAC DU BONNET	RED SPRING WHEAT	AAC HOCKLEY [BW5044]	6	942.0	1.914 Tonnes	70.3 Bushels
2017	LAC DU BONNET	RED SPRING WHEAT	AAC BRANDON (BW 932)	6	1,731.0	1.911 Tonnes	70.2 Bushels
2022	LAC DU BONNET	RED SPRING WHEAT	AAC BRANDON (BW 932)	4	1,471.0	1.884 Tonnes	69.2 Bushels
2024	LAC DU BONNET	RED SPRING WHEAT	AAC BRANDON (BW 932)	7	1,511.0	1.837 Tonnes	67.5 Bushels
2019	LAC DU BONNET	RED SPRING WHEAT	AAC BRANDON (BW 932)	12	3,753.0	1.829 Tonnes	67.2 Bushels

Year	Risk Area / R.M.	Crop	Variety	Farms	Acres	Yield/acre (Metric)	Yield/acre (Imperial)
2023	LAC DU BONNET	RED SPRING WHEAT	AAC STARBUCK (SECAN)	5	1,516.0	1.799 Tonnes	66.1 Bushels
2014	LAC DU BONNET	RED SPRING WHEAT	GLENN	4	619.0	1.785 Tonnes	65.6 Bushels
2021	LAC DU BONNET	RED SPRING WHEAT	AAC STARBUCK (SECAN)	3	768.0	1.770 Tonnes	65.0 Bushels
2023	LAC DU BONNET	RED SPRING WHEAT	AAC BRANDON (BW 932)	8	2,632.0	1.742 Tonnes	64.0 Bushels
2020	LAC DU BONNET	RED SPRING WHEAT	AAC BRANDON (BW 932)	12	5,280.0	1.675 Tonnes	61.6 Bushels
2016	LAC DU BONNET	RED SPRING WHEAT	AAC BRANDON (BW 932)	5	3,400.0	1.635 Tonnes	60.1 Bushels
2016	LAC DU BONNET	RED SPRING WHEAT	GLENN	5	929.0	1.581 Tonnes	58.1 Bushels
2015	LAC DU BONNET	RED SPRING WHEAT	CARBERRY (BW874)	5	2,045.0	1.570 Tonnes	57.7 Bushels
2015	LAC DU BONNET	RED SPRING WHEAT	GLENN	8	2,053.0	1.558 Tonnes	57.2 Bushels
2014	LAC DU BONNET	RED SPRING WHEAT	CARBERRY (BW874)	6	2,442.0	1.249 Tonnes	45.9 Bushels
2024	LAC DU BONNET	RED SPRING WHEAT	AAC ELIE(BW931)	4	1,265.0	0.971 Tonnes	35.7 Bushels
2014	LAC DU BONNET	RED SPRING WHEAT	AC DOMAIN (BW 148)	Below	Minimum	Tolerance	
2014	LAC DU BONNET	RED SPRING WHEAT	CDC ALSASK (BW301)	Below	Minimum	Tolerance	

Year	Risk Area / R.M.	Crop	Variety	Farms	Acres	Yield/acre (Metric)	Yield/acre (Imperial)
2014	LAC DU BONNET	RED SPRING WHEAT	CDC STANLEY (BW880)	Below	Minimum	Tolerance	
2015	LAC DU BONNET	RED SPRING WHEAT	AAC BRANDON (BW 932)	Below	Minimum	Tolerance	
2015	LAC DU BONNET	RED SPRING WHEAT	AAC ELIE(BW931)	Below	Minimum	Tolerance	
2015	LAC DU BONNET	RED SPRING WHEAT	AC DOMAIN (BW 148)	Below	Minimum	Tolerance	
2015	LAC DU BONNET	RED SPRING WHEAT	CARDALE (BW429)	Below	Minimum	Tolerance	
2015	LAC DU BONNET	RED SPRING WHEAT	CDC STANLEY (BW880)	Below	Minimum	Tolerance	
2016	LAC DU BONNET	RED SPRING WHEAT	CARBERRY (BW874)	Below	Minimum	Tolerance	
2016	LAC DU BONNET	RED SPRING WHEAT	CARDALE (BW429)	Below	Minimum	Tolerance	
2016	LAC DU BONNET	RED SPRING WHEAT	KANE (BW342)	Below	Minimum	Tolerance	
2017	LAC DU BONNET	RED SPRING WHEAT	AAC ELIE(BW931)	Below	Minimum	Tolerance	
2017	LAC DU BONNET	RED SPRING WHEAT	AC DOMAIN (BW 148)	Below	Minimum	Tolerance	
2017	LAC DU BONNET	RED SPRING WHEAT	CARBERRY (BW874)	Below	Minimum	Tolerance	

Show  entries

[First](#)
[Previous](#)
[Next](#)
[Last](#)




## MMPP - Variety Yield Data Browser

### Select Municipalities or MASC Risk Areas

**Tip:** Click or touch the 'X' (at right) in these tip balloons to hide them permanently.

**Tip:** Click or touch the button below to select Municipalities or MASC Risk Areas.

Municipalities

**Tip:** Click or touch in the select boxes (below) to select at least one item from each list. Click or touch the  icon to clear all selected items.

LAC DU BONNET 

### Select Crop(s)


**Tip:** If more than one crop is selected, the Yield Variety Data will be returned, but 'Top Varieties by Acres' and 'Top Varieties by Yield' charts won't be generated.

GRAIN CORN 

### Select Varieties

All Varieties 

### Select Year Range



2014 to 2024

## Search Summary

**29 records returned**

**29** farm varieties grown on **6,083.0** acres

### Average Yield

**2.800** Tonnes ( **110.2** Bushels ) per acre

*Summary includes aggregate data from 'below minimum tolerance' records*

## Variety Yield Data

'Below Minimum Tolerance' records contain data from fewer than 3 producers or 500 acres, marked as such to retain producer anonymity. Data from these records is included in the Search Summary totals.

[Copy to Clipboard](#)[Save as XLS](#)

Showing 1 to 28 of 28 entries


[First](#)[Previous](#)[Next](#)[Last](#)

Year	Risk Area / R.M.	Crop	Variety	Farms	Acres	Yield/acre (Metric)	Yield/acre (Imperial)
2014	LAC DU BONNET	GRAIN CORN	39M27 (PIONEER) (BT)	Below	Minimum	Tolerance	
2014	LAC DU BONNET	GRAIN CORN	HL 2093 (HYLAND)  HLX 801	Below	Minimum	Tolerance	
2014	LAC DU BONNET	GRAIN CORN	TH 2477 (THUNDER)	Below	Minimum	Tolerance	
2015	LAC DU BONNET	GRAIN CORN	39D97 (PIONEER) (BT) (LT)(RT)	Below	Minimum	Tolerance	
2015	LAC DU BONNET	GRAIN CORN	A4176BTRR (PRIDE) (BT) (RT)	Below	Minimum	Tolerance	
2016	LAC DU BONNET	GRAIN CORN	DL 928 (DE DELL)	Below	Minimum	Tolerance	
2016	LAC DU BONNET	GRAIN CORN	P7211HR (PIONEER)	Below	Minimum	Tolerance	
2016	LAC DU BONNET	GRAIN CORN	P7332R (PIONEER) (RT)	Below	Minimum	Tolerance	
2016	LAC DU BONNET	GRAIN CORN	P7632AM (PIONEER) (BT) (LT)(RT)	Below	Minimum	Tolerance	
2017	LAC DU BONNET	GRAIN CORN	DL 1111 (DE DELL)	Below	Minimum	Tolerance	
2017	LAC DU BONNET	GRAIN CORN	DL 1197 (DE DELL)	Below	Minimum	Tolerance	
2017	LAC DU BONNET	GRAIN CORN	DL 777 (DE DELL SEEDS)	Below	Minimum	Tolerance	
2017	LAC DU BONNET	GRAIN CORN	DL 928 (DE DELL)	Below	Minimum	Tolerance	
2017	LAC DU BONNET	GRAIN CORN	LR 9676VT2PRIB (LEGEND) (RT) (RIB)	Below	Minimum	Tolerance	

Year	Risk Area / R.M.	Crop	Variety	Farms	Acres	Yield/acre (Metric)	Yield/acre (Imperial)
2018	LAC DU BONNET	GRAIN CORN	9474 (LEGEND) (RT)	Below	Minimum	Tolerance	
2018	LAC DU BONNET	GRAIN CORN	DL 1197 (DE DELL)	Below	Minimum	Tolerance	
2018	LAC DU BONNET	GRAIN CORN	DL 800 (DE DELL)	Below	Minimum	Tolerance	
2018	LAC DU BONNET	GRAIN CORN	DL 928 (DE DELL)	Below	Minimum	Tolerance	
2019	LAC DU BONNET	GRAIN CORN	DL 1111 (DE DELL)	Below	Minimum	Tolerance	
2019	LAC DU BONNET	GRAIN CORN	DL 800 (DE DELL)	Below	Minimum	Tolerance	
2019	LAC DU BONNET	GRAIN CORN	LR 99577 RR (LEGEND) (RT)	Below	Minimum	Tolerance	
2019	LAC DU BONNET	GRAIN CORN	P7527AM (PIONEER) (LT) (RT)	Below	Minimum	Tolerance	
2021	LAC DU BONNET	GRAIN CORN	DKC24-06RIB (DEKALB) (RT)	Below	Minimum	Tolerance	
2021	LAC DU BONNET	GRAIN CORN	P7211AM (PIONEER) (LT) (RT) (HX1) (YG)	Below	Minimum	Tolerance	
2022	LAC DU BONNET	GRAIN CORN	P7211AM (PIONEER) (LT) (RT) (HX1) (YG)	Below	Minimum	Tolerance	
2024	LAC DU BONNET	GRAIN CORN	DKC21-36RIB (DEKALB) (RT) (RIB)	Below	Minimum	Tolerance	
2024	LAC DU BONNET	GRAIN CORN	DL 1081 (DE DELL)	Below	Minimum	Tolerance	
2024	LAC DU BONNET	GRAIN CORN	P7455R (PIONEER) (RT)	Below	Minimum	Tolerance	

Show  entries

First Previous Next Last




## MMPP - Variety Yield Data Browser


### Select Municipalities or MASC Risk Areas

**Tip:** Click or touch the 'X' (at right) in these tip balloons to hide them permanently. ✕

**Tip:** Click or touch the button below to select Municipalities or MASC Risk Areas. ✕

Municipalities

**Tip:** Click or touch in the select boxes (below) to select at least one item from each list. Click or touch the  icon ✕ to clear all selected items.

LAC DU BONNET 

### Select Crop(s)


**Tip:** If more than one crop is selected, the Yield Variety Data will be returned, but 'Top Varieties by Acres' and 'Top Varieties by Yield' charts won't be generated. ✕

SOYBEANS 

### Select Varieties

All Varieties 

### Select Year Range



2014 to 2024

## Search Summary

**278 records returned**

**700** farm varieties grown on **227,980.0** acres

### Average Yield

**1.025** Tonnes ( **37.7** Bushels ) per acre

*Summary includes aggregate data from 'below minimum tolerance' records*

## Variety Yield Data

'Below Minimum Tolerance' records contain data from fewer than 3 producers or 500 acres, marked as such to retain producer anonymity. Data from these records is included in the Search Summary totals.

[Copy to Clipboard](#)[Save as XLS](#)

Showing 1 to 50 of 277 entries

[First](#)[Previous](#)[Next](#)[Last](#)

Year	Risk Area / R.M.	Crop	Variety	Farms	Acres	Yield/acre (Metric)	Yield/acre (Imperial)
2016	LAC DU BONNET	SOYBEANS	24-10RY (DEKALB) (RT)	7	2,656.0	1.355 Tonnes	49.8 Bushels
2023	LAC DU BONNET	SOYBEANS	SI 007XTN (SEVITA) (RR2X)	3	700.0	1.323 Tonnes	48.6 Bushels
2023	LAC DU BONNET	SOYBEANS	S007-A2XS (SYNGENTA) (RR2X) [CW1660299]	8	3,589.0	1.319 Tonnes	48.5 Bushels
2023	LAC DU BONNET	SOYBEANS	NSC HOLLAND RR2X (NORTHSTAR) (RR2X)	4	527.5	1.315 Tonnes	48.3 Bushels
2024	LAC DU BONNET	SOYBEANS	DKB006-80 (DEKALB) (RR2X)	9	3,371.0	1.310 Tonnes	48.1 Bushels
2016	LAC DU BONNET	SOYBEANS	LS 003R24N (LEGEND) (RT)	5	1,231.0	1.301 Tonnes	47.8 Bushels
2024	LAC DU BONNET	SOYBEANS	DKB006-29 (DEKALB) (RR2X)	6	3,574.0	1.301 Tonnes	47.8 Bushels
2022	LAC DU BONNET	SOYBEANS	DKB005-52 (DEKALB) (RT)	3	799.0	1.299 Tonnes	47.7 Bushels
2016	LAC DU BONNET	SOYBEANS	LS 002R24N (LEGEND) [MKZ612A2](RT)	5	1,763.0	1.285 Tonnes	47.2 Bushels
2018	LAC DU BONNET	SOYBEANS	LS MISTRAL (LEGEND SEEDS) (RT)	6	1,355.0	1.286 Tonnes	47.2 Bushels
2016	LAC DU BONNET	SOYBEANS	NO VAR	3	2,762.0	1.264 Tonnes	46.5 Bushels
2018	LAC DU BONNET	SOYBEANS	S007-Y4 (SYNGENTA) (RT)	3	1,480.0	1.261 Tonnes	46.3 Bushels
2015	LAC DU BONNET	SOYBEANS	LS 004R21 (LEGEND) (RT)	3	1,702.0	1.245 Tonnes	45.8 Bushels
2018	LAC DU BONNET	SOYBEANS	DKB005-52 (DEKALB) (RT)	7	2,892.0	1.230 Tonnes	45.2 Bushels
2022	LAC DU BONNET	SOYBEANS	24-10RY (DEKALB) (RT)	3	601.0	1.227 Tonnes	45.1 Bushels
2020	LAC DU BONNET	SOYBEANS	DKB005-52 (DEKALB) (RT)	7	3,451.0	1.226 Tonnes	45.0 Bushels

Year	Risk Area / R.M.	Crop	Variety	Farms	Acres	Yield/acre (Metric)	Yield/acre (Imperial)
2023	LAC DU BONNET	SOYBEANS	NO VAR	6	3,071.0	1.213 Tonnes	44.6 Bushels
2024	LAC DU BONNET	SOYBEANS	NSC HOLLAND RR2X (NORTHSTAR) (RR2X)	5	777.0	1.212 Tonnes	44.5 Bushels
2022	LAC DU BONNET	SOYBEANS	S007-Y4 (SYNGENTA) (RT)	9	2,516.0	1.199 Tonnes	44.1 Bushels
2020	LAC DU BONNET	SOYBEANS	LS MISTRAL (LEGEND SEEDS) (RT)	6	1,829.0	1.188 Tonnes	43.7 Bushels
2024	LAC DU BONNET	SOYBEANS	NO VAR	4	1,250.0	1.187 Tonnes	43.6 Bushels
2024	LAC DU BONNET	SOYBEANS	S007-A2XS (SYNGENTA) (RR2X)  CW1660299	10	4,249.0	1.186 Tonnes	43.6 Bushels
2023	LAC DU BONNET	SOYBEANS	DKB006-80 (DEKALB) (RR2X)	6	1,432.0	1.180 Tonnes	43.4 Bushels
2022	LAC DU BONNET	SOYBEANS	S007-A2XS (SYNGENTA) (RR2X)  CW1660299	4	1,275.0	1.179 Tonnes	43.3 Bushels
2024	LAC DU BONNET	SOYBEANS	P006A37X (PIONEER) (RR2X)	3	845.0	1.160 Tonnes	42.6 Bushels
2016	LAC DU BONNET	SOYBEANS	TH 33003R2Y (THUNDER) (RT)	3	2,190.0	1.151 Tonnes	42.3 Bushels
2015	LAC DU BONNET	SOYBEANS	24-10RY (DEKALB) (RT)	6	1,380.0	1.136 Tonnes	41.7 Bushels
2020	LAC DU BONNET	SOYBEANS	LS SOLAIRE (LEGEND) MKZ715A1-COYNN  (RT)	3	714.0	1.131 Tonnes	41.5 Bushels
2020	LAC DU BONNET	SOYBEANS	S007-Y4 (SYNGENTA) (RT)	7	1,616.0	1.130 Tonnes	41.5 Bushels
2018	LAC DU BONNET	SOYBEANS	24-10RY (DEKALB) (RT)	13	3,669.0	1.126 Tonnes	41.4 Bushels
2015	LAC DU BONNET	SOYBEANS	23-60RY (DEKALB) (RT)	7	2,947.0	1.088 Tonnes	40.0 Bushels
2015	LAC DU BONNET	SOYBEANS	LS 002R24N (LEGEND)  MKZ612A2 (RT)	4	642.0	1.079 Tonnes	39.6 Bushels

Year	Risk Area / R.M.	Crop	Variety	Farms	Acres	Yield/acre (Metric)	Yield/acre (Imperial)
2021	LAC DU BONNET	SOYBEANS	DKB005-52 (DEKALB) (RT)	4	2,640.0	1.072 Tonnes	39.4 Bushels
2021	LAC DU BONNET	SOYBEANS	SI 007XTN (SEVITA) (RR2X)	5	2,508.0	1.063 Tonnes	39.1 Bushels
2016	LAC DU BONNET	SOYBEANS	23-60RY (DEKALB) (RT)	4	1,176.0	1.062 Tonnes	39.0 Bushels
2020	LAC DU BONNET	SOYBEANS	NO VAR	5	1,730.0	1.058 Tonnes	38.9 Bushels
2015	LAC DU BONNET	SOYBEANS	P008T70R (PIONEER) (RT)	4	2,090.0	1.052 Tonnes	38.7 Bushels
2018	LAC DU BONNET	SOYBEANS	TORRO R2 (PROGRAIN) (RT)	3	529.0	1.051 Tonnes	38.6 Bushels
2015	LAC DU BONNET	SOYBEANS	LS 002R23 (LEGEND) (RT)	3	730.0	1.043 Tonnes	38.3 Bushels
2016	LAC DU BONNET	SOYBEANS	P008T70R (PIONEER) (RT)	4	5,442.0	1.039 Tonnes	38.2 Bushels
2015	LAC DU BONNET	SOYBEANS	TH 33003R2Y (THUNDER) (RT)	5	1,908.0	1.037 Tonnes	38.1 Bushels
2016	LAC DU BONNET	SOYBEANS	900Y61 (PIONEER) (RT)	3	820.0	1.035 Tonnes	38.0 Bushels
2021	LAC DU BONNET	SOYBEANS	DKB002-32 (DEKALB) (RR2X)	4	1,155.0	1.021 Tonnes	37.5 Bushels
2018	LAC DU BONNET	SOYBEANS	NO VAR	6	1,780.0	1.017 Tonnes	37.4 Bushels
2018	LAC DU BONNET	SOYBEANS	P007A90R (PIONEER) (RT)	4	1,833.0	1.010 Tonnes	37.1 Bushels
2017	LAC DU BONNET	SOYBEANS	24-10RY (DEKALB) (RT)	11	4,463.0	1.007 Tonnes	37.0 Bushels
2015	LAC DU BONNET	SOYBEANS	NSC ANOLA RR2Y (NSGENETICS) (RT)	3	821.0	1.001 Tonnes	36.8 Bushels
2021	LAC DU BONNET	SOYBEANS	TH 87003 R2X (THUNDER) (RR2X)	3	1,004.0	0.999 Tonnes	36.7 Bushels
2021	LAC DU BONNET	SOYBEANS	NO VAR	6	2,258.0	0.989 Tonnes	36.3 Bushels

Year	Risk Area / R.M.	Crop	Variety	Farms	Acres	Yield/acre (Metric)	Yield/acre (Imperial)
2018	LAC DU BONNET	SOYBEANS	LS 003R24N (LEGEND) (RT)	5	945.0	0.984 Tonnes	36.1 Bushels

Show  entries

[First](#)
[Previous](#)
[Next](#)
[Last](#)

Copyright © 2026 Manitoba Agricultural Services Corporation. All rights reserved.