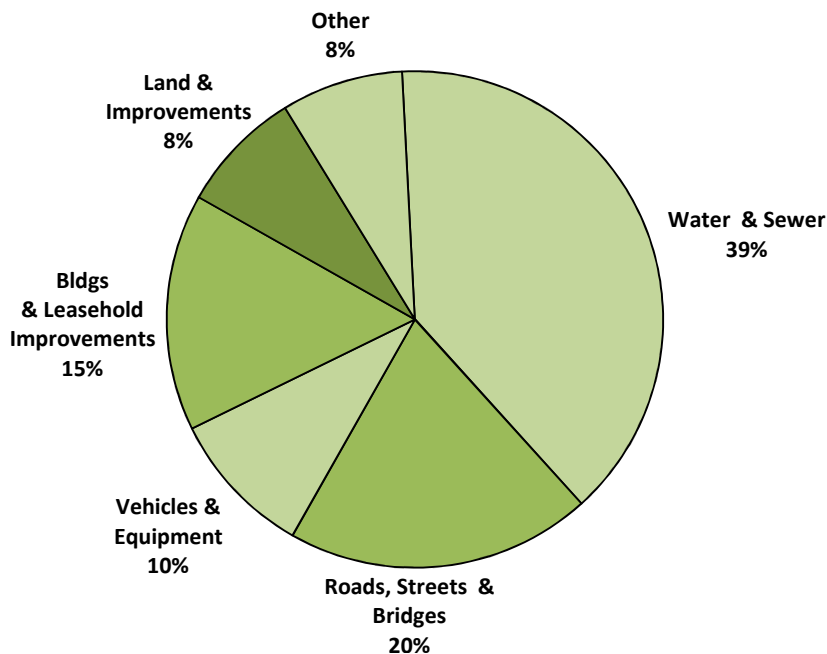


2016 COMPOSITION OF CONSOLIDATED TANGIBLE CAPITAL ASSETS BY MUNICIPAL TYPE

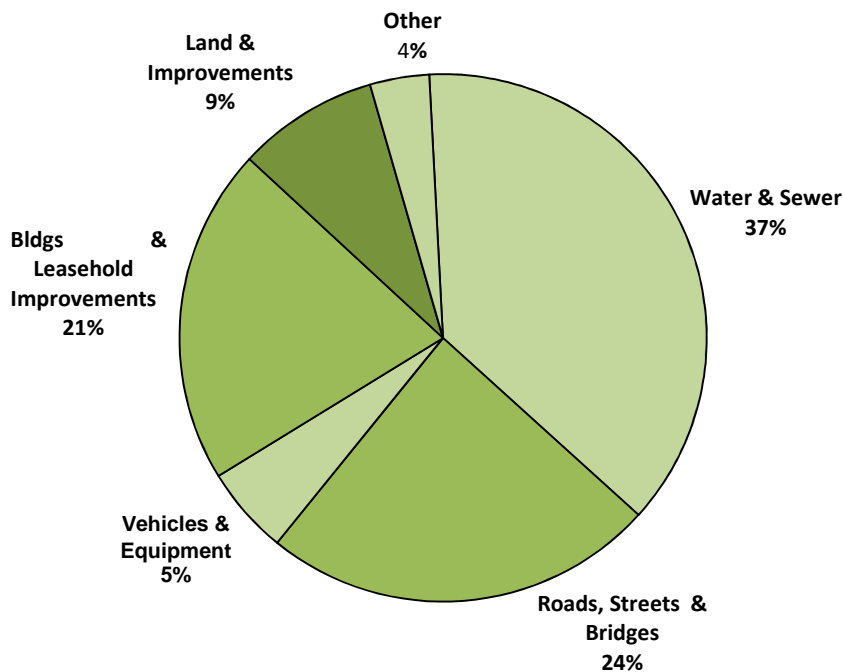
(Includes TCA of the Municipality and its Owned or Controlled Organizations)

Municipalities (excluding Cities)



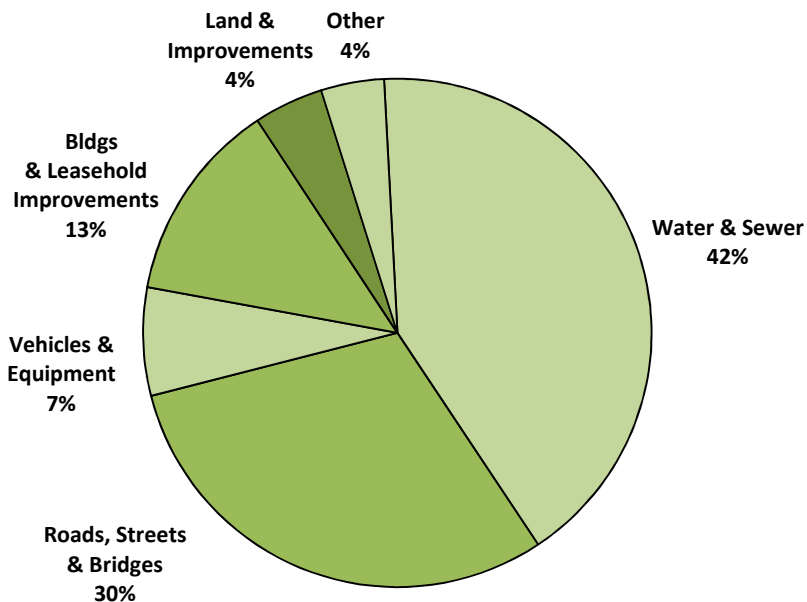
Tangible Capital Assets	Millions (\$)
Water & Sewer	766
Roads, Streets & Bridges	390
Vehicles & Equipment	187
Building & Leasehold Improvements	302
Land & Improvements	158
Other	155
Total	1,958

Cities (excluding Winnipeg)



Tangible Capital Assets	Millions (\$)
Water & Sewer	361
Roads, Streets & Bridges	232
Vehicles & Equipment	52
Building & Leasehold Improvements	198
Land & Improvements	83
Other	35
Total	961

City of Winnipeg



Tangible Capital Assets	Millions (\$)
Water & Sewer	2,663
Roads, Streets & Bridges	1,949
Vehicles & Equipment	441
Building & Leasehold Improvements	825
Land & Improvements	284
Other	258
Total	6,420

Note: Reflects TCA net book value for 134 of 137 municipalities where 2016 or 2015 audited financial information is available