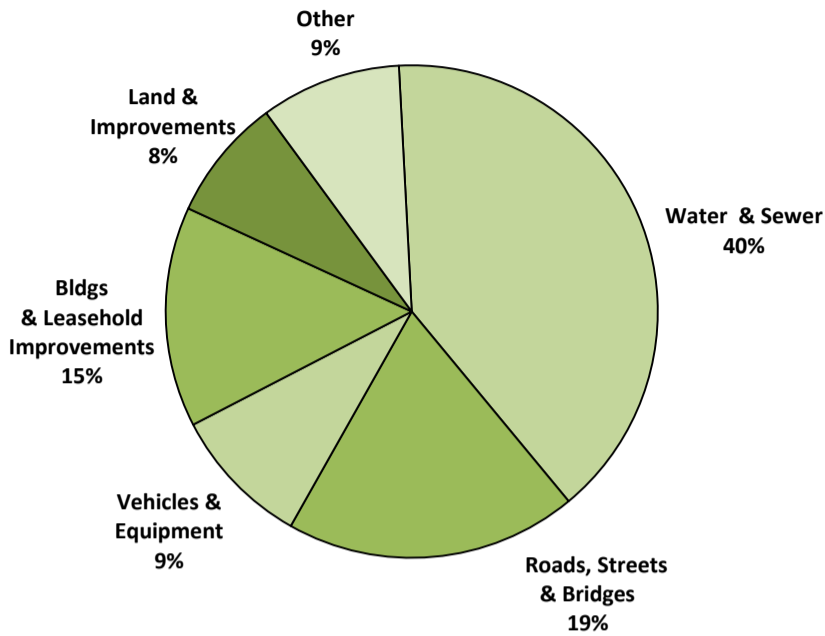


# 2017 COMPOSITION OF CONSOLIDATED TANGIBLE CAPITAL ASSETS BY MUNICIPAL TYPE

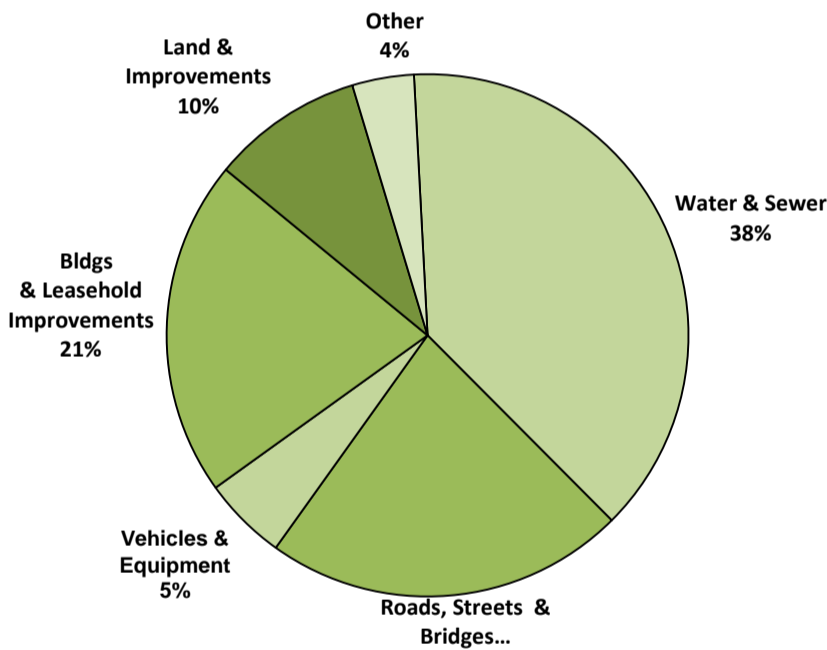
(Includes TCA of the Municipality and its Owned or Controlled Organizations)

## Municipalities (excluding Cities)



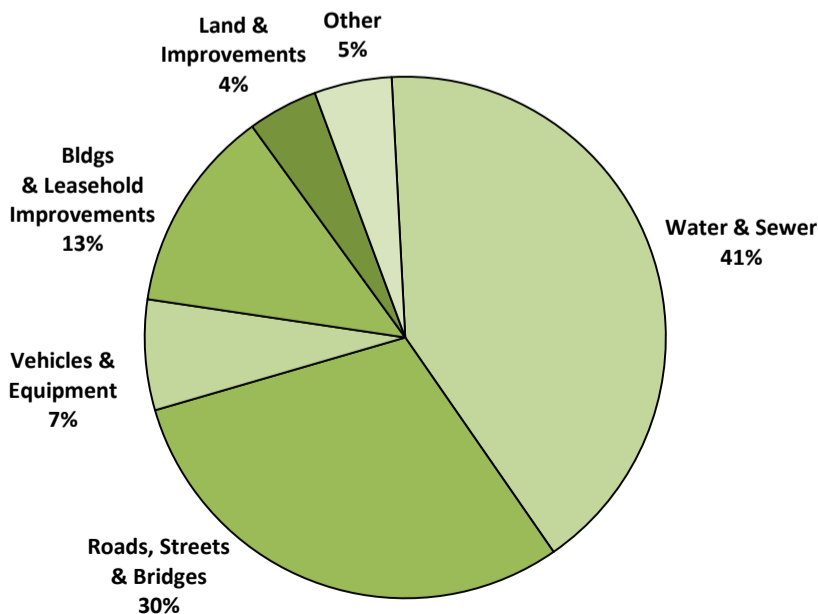
Tangible Capital Assets	Millions (\$)
Water & Sewer	845
Roads, Streets & Bridges	407
Vehicles & Equipment	196
Building & Leasehold Improvements	307
Land & Improvements	171
Other	196
<b>Total</b>	<b>2,122</b>

## Cities (excluding Winnipeg)



Tangible Capital Assets	Millions (\$)
Water & Sewer	378
Roads, Streets & Bridges	220
Vehicles & Equipment	51
Building & Leasehold Improvements	205
Land & Improvements	93
Other	38
<b>Total</b>	<b>985</b>

## City of Winnipeg



Tangible Capital Assets	Millions (\$)
Water & Sewer	2,735
Roads, Streets & Bridges	2,001
Vehicles & Equipment	455
Building & Leasehold Improvements	840
Land & Improvements	289
Other	319
<b>Total</b>	<b>6,639</b>

Note: Reflects TCA net book value for 135 of 137 municipalities where 2017 or 2016 audited financial information is available