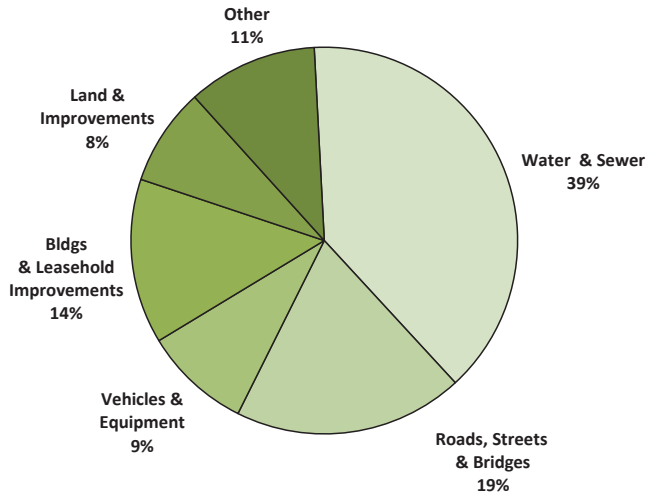


2018 COMPOSITION OF CONSOLIDATED TANGIBLE CAPITAL ASSETS BY MUNICIPAL TYPE

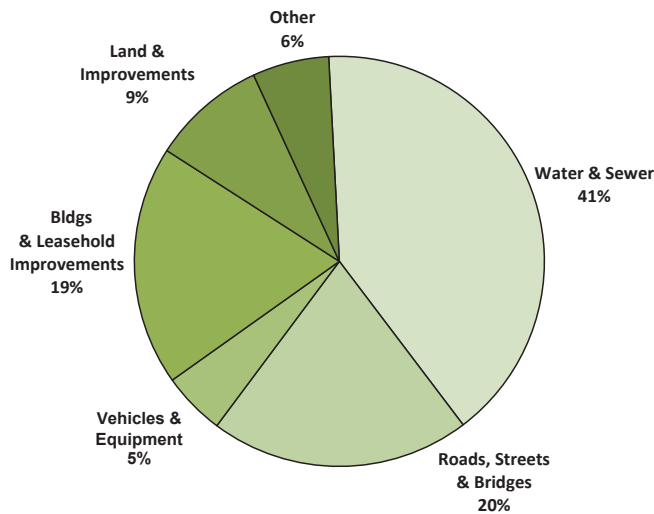
(Includes TCA of the Municipality and its Owned or Controlled Organizations)

Municipalities (excluding Cities)



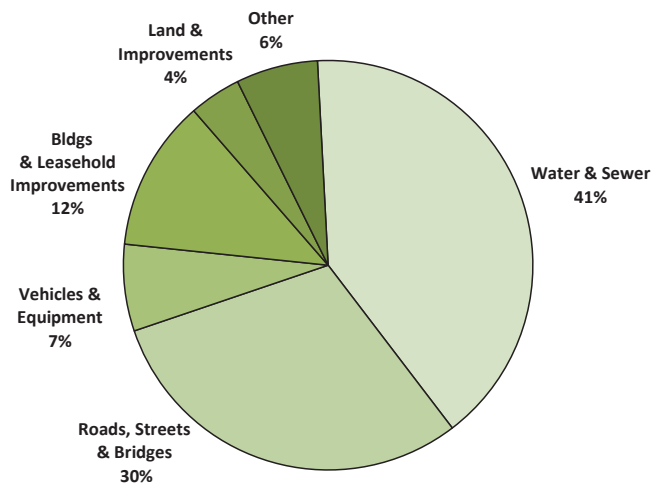
Tangible Capital Assets	Millions (\$)
Water & Sewer	889
Roads, Streets & Bridges	438
Vehicles & Equipment	205
Building & Leasehold Improvements	315
Land & Improvements	187
Other	248
Total	2,282

Cities (excluding Winnipeg)



Tangible Capital Assets	Millions (\$)
Water & Sewer	435
Roads, Streets & Bridges	220
Vehicles & Equipment	53
Building & Leasehold Improvements	203
Land & Improvements	97
Other	65
Total	1,073

City of Winnipeg



Tangible Capital Assets	Millions (\$)
Water & Sewer	2,826
Roads, Streets & Bridges	2,107
Vehicles & Equipment	478
Building & Leasehold Improvements	835
Land & Improvements	286
Other	451
Total	6,983

Note: Reflects TCA net book value for 134 of 137 municipalities where 2018 or 2017 audited financial information is available