



City of Winnipeg  
Water and Waste Department

---

# PHASE 2 Technical Memorandum for Red and Assiniboine Ammonia Criteria Study

---

## Technical Memorandum # RH2.0

# Phase 2 Other Stressors Workstream: Resource Harvesting Program Report for 1999

May, 2000  
0110-A-22-38

Internal Document by:

**TetrES**  
CONSULTANTS INC.

In Association With:

**North / South Consultants**

## ACKNOWLEDGEMENTS

The study team acknowledges the assistance of the City of Winnipeg Project Management Committee, and the following personnel from Manitoba Conservation (Fisheries Branch):

- Gary Swanson
- Barb Scaife
- Carl Wall
- Robert Cann

## STUDY TEAM

The contributors to this Technical Memorandum were:

|                                  |                         |
|----------------------------------|-------------------------|
| Mr.G. Rempel, M.Sc., P. Eng.     | Project Manager         |
| Mr. J.M. McKernan, M.Sc., M.E.S. | Principal               |
| Ms. M. Gifford, M.Sc.            | Biologist               |
| Mr. D. Harron, B.Sc.             | Biologist               |
| Ms. K. Mathers, M.Sc.            | Environmental Scientist |
| Mr. B. McMahon, M.Sc.            | Biologist               |
| Ms. A. Partridge, B.Sc.          | Environmental Scientist |
| Mr. M. Sweet, B.Sc.              | Environmental Scientist |

## PREAMBLE

This Technical Memorandum (T.M.) is intended for internal discussion. It is not intended as a report representing policy or direction of the City of Winnipeg.

### Third Party Disclaimer

The Resource Harvesting Technical Memorandum (T.M.) which is reported in the following pages has been prepared in response to a specific request for services from the City of Winnipeg (City) to whom it is addressed. The Resource Harvesting T.M. is not intended for the use of, nor is it intended to be relied upon, by any person, firm or corporation other than the City of Winnipeg. TetrES Consultants Inc. denies any liability whatsoever to other parties who may obtain access to this T.M. for damages or injury suffered by such third parties arising from use of this T.M. by them without the express prior written authority of TetrES Consultants Inc. and the City, who have commissioned this T.M.

## **EXECUTIVE SUMMARY**

This Phase 2 “Other Stressors – Resource Harvesting” Workstream Technical Memorandum provides an investigation of the relative importance of localized fish-harvesting pressure on the health and productivity of the urban (and downstream) sport and bait fisheries. This information assists in establishing the extent of sport and bait fishing pressures in relation to apparent influences of potential ecological stressors, like ammonia, on the health and sustainability of fish populations in the study area.

Sport fishing information was obtained through on-site angler surveys conducted along the Red and Assiniboine rivers on May 16, 1999 and from angler questionnaire surveys conducted at the Mid-Canada Boat Show (March 3-7) and at the Winnipeg Fish Festival (July 3). Bait fishing information was obtained by interviewing bait fishers licenced to bait fish in the Red River. No licenced bait fishing activities occur on the Assiniboine River within the study area. Relevant information regarding fishing activities on the Red and Assiniboine rivers was also obtained from previous studies.

The southern area of Manitoba, which includes the Red and Assiniboine rivers, experiences the highest angler frequency in terms of percentage of angler-days (30.1% in 1995) than any other Manitoba Conservation designated sport fishing area in Manitoba. Of the total days spent fishing by anglers in Manitoba in 1995 (2.19 million days) it is estimated that 14% and 2.3% of those days were spent fishing on the Red and Assiniboine rivers, respectively.

Results of this study’s resource harvesting investigation in 1999 indicate that the survey area at Lockport on the Red River has a much higher rate of sport fish harvesting pressure in terms of number of anglers, frequency of use, angler effort and catch rate, than the urban reaches of the Red and Assiniboine Rivers within the study area.

The majority of sport fishing occurred from May to August in 1998 on the Red (57%) and Assiniboine (74%) rivers according to questionnaire respondents. The majority of bait fishers’ catch is caught in June with October being the least important month during the May to October bait fishing season.

Walleye and catfish are the types of fish preferred by the majority of anglers who indicated a species preference. However, a high percentage of anglers interviewed along the Red and Assiniboine rivers (45% to 82%) did not have a species preference. Catfish species other than channel catfish were the most common types of fish caught by anglers during on-site angler surveys along the Red and Assiniboine rivers in May 16, 1999. Catfish and freshwater drum were the most commonly caught fish during on-site anglers surveys conducted during a 1994 study of the Red and Assiniboine rivers. Over 80% of anglers from this 1999 study and other studies usually release the fish they catch. Therefore, although estimates available for 1995 indicate that approximately 544,000 fish were caught on the Red River and 99,500 caught on the Assiniboine River, only approximately 20% of those fish caught were removed from the river. However, the proportion of fish that do not survive after being caught then released is not known.

For the 1998 fishing season, the majority of anglers who completed a questionnaire indicated that fishing was either good or excellent along the Red and Assiniboine rivers (65% and 53%, respectively). During on-site angler surveys in 1999, most anglers thought their fishing success had either increased or stayed about the same on the Assiniboine River and Red River at Lockport (71% and 68%, respectively), with half the anglers surveyed along the Red River in the City indicating that their fishing success had increased or stayed about the same. The majority of bait fishers on the Red River thought their fishing success has stayed about the same or generally increased over the years they have bait fished.

Although fishers generally have a positive view of the quality of fishing on the Red and Assiniboine rivers, the perception of poor water quality persists among many anglers. This perception of poor water quality among anglers appears to be decreasing. Of anglers who were asked their reasons for not eating the fish they keep in this study's 1999 questionnaire and in a 1995 questionnaire, 55% fewer anglers cited pollution or other water quality concerns in 1999 than in 1995.

This study's assessment of angler and bait fishers' perceptions of their fishing success over time suggests that there is no overall negative trend in fishing success even though many anglers remain concerned about river water quality. In general, the "health" of the fishing industry appears to be stable, suggesting that fish populations are also generally stable.

Overall, the results of this resource harvest study of the Red and Assiniboine rivers indicate that the sport and bait fisheries of the study area appear healthy and display no patterns which could be attributed to potential stresses such as ammonia discharge from the City's Water Pollution Control Centres.

## TABLE OF CONTENTS

|  |            |
|--|------------|
| ACKNOWLEDGEMENTS .....   | i          |
| EXECUTIVE SUMMARY.....   | ii         |
| <b>1. INTRODUCTION.....</b>  | <b>1-1</b> |
| <b>2. OVERVIEW OF THE RESOURCE HARVESTING PROGRAM.....</b>                       | <b>2-1</b> |
| 2.1 ORIGINAL PROGRAM .....   | 2-1        |
| 2.2 FINAL 1999 PROGRAM .....   | 2-1        |
| <b>3. METHODS .....</b>  | <b>3-1</b> |
| 3.1 SPORT FISHING ASSESSMENT .....   | 3-1        |
| 3.1.1 On-Site Angler Surveys .....   | 3-1        |
| 3.1.2 Angler Questionnaires.....   | 3-2        |
| 3.1.3 Review of Previous Sport Fishing Studies .....                             | 3-3        |
| 3.2 BAIT FISHERY ASSESSMENT .....  | 3-3        |
| <b>4. RESULTS.....</b>   | <b>4-1</b> |
| 4.1 SPORT FISHERY.....   | 4-1        |
| 4.1.1 Harvesting Pressure on the Red and Assiniboine Rivers .....                | 4-1        |
| 4.1.1.1 Number of Anglers .....  | 4-2        |
| 4.1.1.2 Angling Frequency .....  | 4-4        |
| 4.1.1.3 Angler Effort, Catch Rate and Total Catch .....                          | 4-5        |
| 4.1.2 Spacial Distribution of Angling Effort .....                               | 4-9        |
| 4.1.3 Seasonal Distribution of Angling Effort .....                              | 4-10       |
| 4.1.4 Angler Perception of the Sport Fishery .....                               | 4-10       |
| 4.1.4.1 Angling Success/Quality of Fishing.....                                  | 4-10       |
| 4.1.4.2 Fish Consumption/Perception of Water Quality .....                       | 4-12       |
| 4.1.5 Economic Importance of the Red and Assiniboine River Sport Fisheries ..... | 4-14       |
| 4.2 BAIT FISHERY .....   | 4-14       |
| 4.2.1 Harvesting Pressure on the Red River.....                                  | 4-15       |

|           |   |            |
|-----------|---|------------|
| 4.2.1.1   | Bait Fishing Effort .....                                       | 4-15       |
| 4.2.1.2   | Total Catch .....   | 4-15       |
| 4.2.1.3   | Frequency of Species Caught .....                               | 4-16       |
| 4.2.2     | Spacial Distribution of Bait Fishing Effort .....               | 4-16       |
| 4.2.3     | Seasonal Distribution of Bait Fishing Effort.....               | 4-16       |
| 4.2.4     | Bait Fisher Perception of the Bait Fishery.....                 | 4-17       |
| 4.2.5     | Economic Importance of the Red River Bait Fishing Industry..... | 4-17       |
| <b>5.</b> | <b>IMPLICATIONS OF RESULTS.....</b>                             | <b>5-1</b> |
| 5.1       | RELATIVE IMPACT TO FISH POPULATIONS .....                       | 5-1        |
| 5.2       | RELATIVE HEALTH OF THE FISHING INDUSTRY .....                   | 5-2        |
| 5.3       | IMPLICATIONS REGARDING AMMONIA CONTROL.....                     | 5-3        |
| <b>6.</b> | <b>REFERENCES.....</b>  | <b>6-1</b> |
| 6.1       | LITERATURE CITED .....  | 6-1        |
| 6.2       | PERSONAL COMMUNICATIONS .....                                   | 6-2        |

## **APPENDICES**

|              |   |
|--------------|---|
| APPENDIX A - | On-Site Angler Survey Form  |
| APPENDIX B - | Angler Questionnaire  |
| APPENDIX C - | Bait Fisher Phone Interview Script  |
| APPENDIX D - | Data From Lockport Angler Survey: May 16, 1999<br>(0930 to 1900 hours)          |
| APPENDIX E - | Data From Red River Angler Survey: May 16, 1999<br>(0900 to 1400 hours)         |
| APPENDIX F - | Data From Assiniboine River Angler Survey: May 16, 1999<br>(0800 to 2030 hours) |
| APPENDIX G - | Data From Angler Questionnaires   |
| APPENDIX H - | Data and Calculations for Assiniboine River Angler Statistics                   |
| APPENDIX I - | Data and Calculations for Lockport Angler Statistics                            |
| APPENDIX J - | Data and Calculations for Red River Angler Statistics                           |
| APPENDIX K - | Results of Bait Fisher Phone Interviews   |

## **LIST OF ILLUSTRATIONS**

### **LIST OF FIGURES**

|            |   |     |
|------------|---|-----|
| Figure 1-1 | Resource Harvesting Study Area .....  | 1-1 |
| Figure 2-1 | Original Overview: Other Stressors – Resource Harvesting Workstream .....   | 2-1 |
| Figure 4-1 | DNR Designated Sport Fishing Areas Indicating Percentage of<br>Angler-days Expended by Anglers in Each Area ..... | 4-4 |

|             |   |      |
|-------------|---|------|
| Figure 4-2  | Assiniboine River Survey Respondents' Frequency of Fishing on the Assiniboine River and on the Red River Each Year .....    | 4-4  |
| Figure 4-3  | Lockport Survey Respondents' Frequency of Fishing on the Red River at Lockport and on the Assiniboine River Each Year ..... | 4-4  |
| Figure 4-4  | Red River Survey Respondents' Frequency of Fishing on the Red River and on the Assiniboine River Each Year .....            | 4-4  |
| Figure 4-5  | Time Spent Fishing in 1998 .....  | 4-5  |
| Figure 4-6  | The Frequency of "Catch and Release" .....  | 4-7  |
| Figure 4-7  | Average Percent Fishing Time in Each Angler Zone in 1998.....   | 4-9  |
| Figure 4-8  | Distribution of Anglers Surveyed Along the Red and Assiniboine Rivers Within the City of Winnipeg on May 16, 1999 .....     | 4-9  |
| Figure 4-9  | Seasons During Which Fishing Took Place in 1998 .....   | 4-10 |
| Figure 4-10 | Questionnaire Respondents' Opinions of Fishing Along the Red and Assiniboine Rivers .....                                   | 4-11 |
| Figure 4-11 | Questionnaire Respondents' Level of Fishing Experience .....  | 4-11 |

## LIST OF TABLES

|            |  |      |
|------------|--|------|
| Table 2-1  | Comparison of the Original and Final Components of the Resource Harvesting Program, 1999 .....   | 2-1  |
| Table 3-1  | Additional Information for Sport Fishing on the Red and Assiniboine Rivers in Manitoba .....   | 3-3  |
| Table 4-1  | Number of Anglers Interviewed in Spring of 1994 Along the Red and Assiniboine Rivers in Winnipeg (after; Kitch 1994) .....                           | 4-3  |
| Table 4-2  | Estimates of Angler Effort, Catch Rate and Total Catch for Surveyed Areas of the Assiniboine River, Red River and Lockport Area (May 16, 1999) ..... | 4-5  |
| Table 4-3  | Species of Fish Anglers Prefer to Catch .....  | 4-6  |
| Table 4-4  | Species of Fish Caught Most Frequently by Anglers .....  | 4-6  |
| Table 4-5  | Proportion of Fish Caught Seasonally During an Angler Survey of the Red and Assiniboine Rivers in Winnipeg in 1994 (after; Kitch 1994) .....         | 4-7  |
| Table 4-6  | Percentage of Anglers who Practiced "Catch and Release" on the Red and Assiniboine Rivers in 1994 (after; Kitch 1994).....                           | 4-8  |
| Table 4-7  | Total Estimated Numbers of Fish Caught and Released from the Red and Assiniboine Rivers in 1995 <sup>a</sup> .....                                   | 4-8  |
| Table 4-8  | Respondents' Opinions Regarding their Fishing Success on the Red and Assiniboine Rivers (Data from on-site angler surveys in 1999) .....             | 4-10 |
| Table 4-9  | Questionnaire Respondents' Opinions Regarding the Quality of Fishing on the Rivers in the City of Winnipeg .....                                     | 4-11 |
| Table 4-10 | Angler Questionnaire Respondents. Opinions Regarding Quality of Fishing versus Angler Expertise and Experience <sup>a</sup> .....                    | 4-11 |
| Table 4-11 | Lockport Survey Respondents' Reasons for Not Eating Fish Kept.....   | 4-12 |
| Table 4-12 | Responses to the Question "Do You Eat The Fish You Catch" from a Survey of Anglers in the City of Winnipeg (after; Kitch 1994).....                  | 4-13 |
| Table 4-13 | Angler Questionnaire Respondents' Reasons for Not Eating the Fish They Keep <sup>a</sup> .....   | 4-13 |
| Table 4-14 | DNR 1994 Angler Questionnaire Respondents' Reasons for not Eating the Fish They Keep (Scaife 1995) .....   | 4-13 |
| Table 4-15 | Angler Questionnaire Respondents' Opinions Regarding Quality   |      |



|            |  |      |
|------------|--|------|
|            | of Fishing .....   | 4-14 |
| Table 4-16 | The Relative Importance of Each Month for Bait Fishing on the<br>Red River ..... | 4-16 |
| Table 4-17 | Bait Fishers' Perception of Their Bait Fishing Success on the<br>Red River ..... | 4-17 |

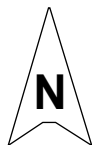
## 1. INTRODUCTION

The City of Winnipeg is undertaking a comprehensive assessment of the basis for regulating ammonia in the Winnipeg reaches of the Red and Assiniboine rivers to help determine the need, costs, impacts, and benefits of controlling ammonia in effluent from its Water Pollution Control Centres. The study is comprised of 13 integrated workstreams.

This Phase 2 “Other Stressors – Resource Harvesting” Workstream Technical Memorandum is a follow-up to the Phase 1 Technical Memorandum No. RH1.1 produced in April 1999 (TetrES 1999) which provided an introduction to this investigation of the ecological and socio-economic significance of resource harvesting on the Red and Assiniboine rivers within the study area (cf. **Figure 1-1**).

The primary objective of this Other Stressors – Resource Harvesting Workstream is to determine the relative importance of localized fish-harvesting pressure on the health and productivity of the urban (and downstream) sport and bait fisheries. This information will assist in establishing the extent of bait and sport fishing pressures in relation to apparent influences of potential ecological stressors, like ammonia, on the health and sustainability of fish populations in the study area.

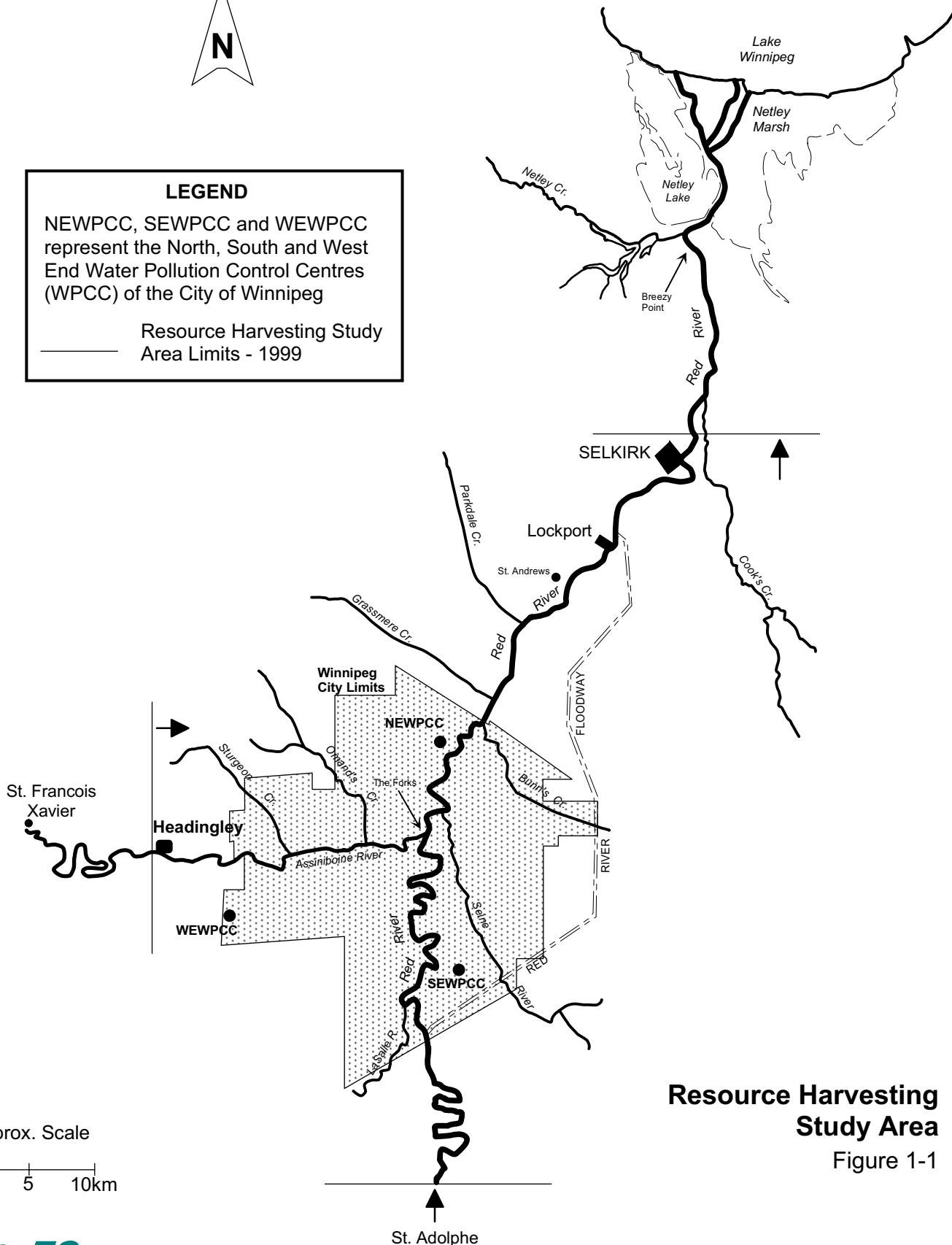
Information on the socio-economic importance of the sport and bait fisheries is provided to assist in quantifying the effects of any possible ammonia control program on these activities.



**LEGEND**

NEWPCC, SEWPCC and WEWPCC represent the North, South and West End Water Pollution Control Centres (WPCC) of the City of Winnipeg

———— Resource Harvesting Study Area Limits - 1999



Approx. Scale  
0 5 10km

**Resource Harvesting Study Area**  
Figure 1-1

## **2. OVERVIEW OF THE RESOURCE HARVESTING PROGRAM**

### **2.1 ORIGINAL PROGRAM**

The original program for the Resource Harvesting studies was described in the February 1999 Draft Workplan and was presented at the Ammonia Study Workshop on February 18 and 19, 1999. An overview of the original activities associated with the Resource Harvesting Workstream is shown in **Figure 2-1**. Details of the original proposed Resource Harvesting study program were provided in the Phase 1 Technical Memorandum (T.M.) # RH1.1 (TetrES 1999).


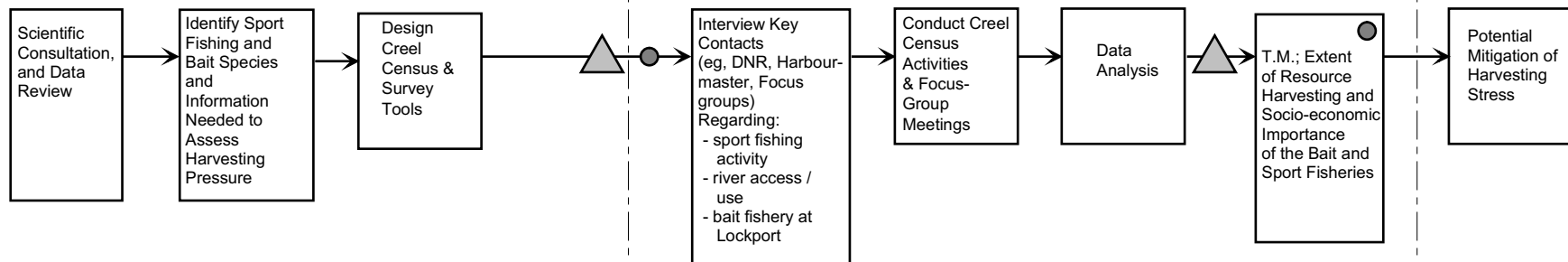
### **2.2 FINAL 1999 PROGRAM**

As the Ammonia Study progressed and evolved throughout 1999, some components of the original program detailed in the Phase 1 Resource Harvesting T.M. (TetrES 1999) became more focussed to allow a redistribution of effort to other study workstreams. A comparison of the original activities proposed, and the activities performed in 1999 are provided in **Table 2-1**. The Resource Harvesting study results have provided valuable information regarding the significance of sport and bait fishing impacts on the Red and Assiniboine River Fisheries, including information on the socio-economic importance of these activities.

## PHASE 1

## PHASE 2

## PHASE 3



**Original Overview:  
Other Stressors - Resource  
Harvesting Workstream**

Figure 2-1

TABLE 2-1

COMPARISON OF THE ORIGINAL AND FINAL COMPONENTS OF  
THE RESOURCE HARVESTING PROGRAM, 1999

| ORIGINAL PROGRAM:<br>Phase 1 T.M. (TetrES 1999)  | FINAL PROGRAM   |
|--|---|
| <b>Sport Fishing Assessment</b>  |   |
| <b>Angler Questionnaire Surveys:</b>   | <b>Angler Questionnaire Surveys:</b>  |
| <ul style="list-style-type: none"> <li>• Mid-Canada Boat Show (March 3-7)</li> </ul>                       | <ul style="list-style-type: none"> <li>• Mid-Canada Boat Show (March 3-7)</li> </ul>  |
| <ul style="list-style-type: none"> <li>• Winnipeg Fish Festival (July 3)</li> </ul>                        | <ul style="list-style-type: none"> <li>• Winnipeg Fish Festival (July 3)</li> </ul>   |
| <b>On-site Angler Surveys:</b>   | <b>On-Site Angler Surveys:</b>  |
| <ul style="list-style-type: none"> <li>• performed over 9 days (May 15-17, July 2-4, Sept. 4-6)</li> </ul> | <ul style="list-style-type: none"> <li>• performed during one day (May 16)</li> </ul>   |
| <b>Bait Fishing Assessment</b>   |   |
| Contact all licenced Bait Fishers within the Study Area – Conduct phone interview surveys                  | Contacted all available licenced Bait Fishers within the Study Area – Conducted phone interview surveys of bait fishers who were willing to participate in the survey |

### 3. METHODS

#### 3.1 SPORT FISHING ASSESSMENT

##### 3.1.1 On-Site Angler Surveys

On-site angler surveys were conducted on Sunday, May 16, 1999 (opening weekend for sport fishing) along the Assiniboine River (from “The Forks” west to Headingley; ref. [Figure 1-1](#)), the Red River within the City of Winnipeg (hereafter the City) and at Lockport, MB.

The method of angler survey used is termed a “roving” survey whereby the survey clerks intercept and interview anglers while they are fishing. This type of survey is necessary for “diffuse-access” fisheries where anglers arrive, fish, then leave along any of a number of access points within the survey area (ref. Pollock *et al.* 1994). The definition of “angler” used in this survey is anyone actively fishing with a line in the water, or preparing to fish with line and tackle present. A copy of the on-site angler survey form is provided in [Appendix A](#).

As with any creel survey method, there are certain biases and assumptions associated with the roving survey design (ref. Pollock *et al.* 1994; Phippen and Bergersen 1991). The following are the assumptions that would likely have had the most influence on survey results (ref. [Section 4.0](#)):

- anglers actually fished for the full time they indicated to the survey clerk;
- the catch rate estimated for the incomplete fishing trip up to the time of interviews is an unbiased estimate of the catch rate for the complete trip; and
- anglers provided accurate numbers and species identification for the fish they caught.

Angler surveys were conducted by a two-person team by car and foot along the Assiniboine River. Angler surveys were conducted by boat along the Red River within the City by a second two-person team. The Lockport area survey along the Red River was conducted on foot by a single survey clerk.

The survey team for the Assiniboine River area completed one pass of the survey route (from The Forks west to Headingley) between 0800 hours and 1345 hours. All key angler access points were visited. The team then completed a second pass of the survey route (from Headingley east to The Forks) from 1415 hours to 1730 hours to interview any additional anglers. A third and final pass of the survey route was conducted from The Forks west to Headingley from 1830 hours to 2030 hours.

For the Red River survey within the City of Winnipeg, the second survey team began the survey at the South Floodway Control Structure at 0900 hours and ended the survey at the North Perimeter Bridge at 1400 hours. Due to the length of the Red River within the City of Winnipeg, one pass of the survey area was completed.

At the Lockport area survey site, the survey began at 0930 hours and ended at 1900 hours. The survey clerk made continuous rounds of the Lockport area (east and west sides of the river) from the downstream side of the St. Andrews Locks north approximately 0.5 km to the North Floodway Control Structure on the east side of the river and the "Cats on the Red" outfitter business and boat launch/docking facility on the west side of the river. Binoculars were used to record numbers of anglers arriving and leaving throughout the survey day. Anglers fishing from boats were counted but the majority were not interviewed since they typically arrived before the survey began and remained on the water beyond the end of the survey day. The number of anglers in all boats observed were counted.

### **3.1.2 Angler Questionnaires**

Additional sport fishing information was acquired from anglers contacted at two popular sport fishing-related events in Winnipeg; the Mid-Canada Boat Show (March 3-7, 1999) and the Winnipeg Fish Festival at The Forks (July 3, 1999).

Anglers who fished on the Red or Assiniboine rivers within the study area (ref. **Figure 1-1**) in 1998 were asked to complete angler questionnaire forms (ref. **Appendix B**). The questionnaire form included questions regarding overall fishing effort, seasonal and locational fishing effort, and economic value of fishing activities on the Red and Assiniboine rivers.



### **3.1.3 Review of Previous Sport Fishing Studies**

Information regarding previous sport fishery studies on the Red and Assiniboine Rivers (ref. **Table 3-1**) was obtained and reviewed. Information relevant to sport fishery pressure/impacts and socio-economic value of the Red and Assiniboine fishery within the study area was used to assist in the interpretation of this study's on-site angler survey and angler questionnaire results (ref. **Section 4.0**).

Most questions asked in this study's angler survey and questionnaire forms (ref. **Appendices A and B**) were the same or similar to survey questions from previous angler studies (ref. TetrES 1999) which has enabled the comparison of this study's results to these previous studies.

Relevant results of previous angler studies have been incorporated into this report and compared to this study's results where applicable (ref. **Section 4.1**).

## **3.2 BAIT FISHERY ASSESSMENT**

Phone interviews were conducted of six of the eight bait fishers listed by Manitoba Conservation (formerly the Department of Natural Resources or "DNR") as having licences for bait-fish blocks that include the Red River area. Of the two bait fishers not interviewed, one refused to participate in the study and the other could not be contacted (not available). Bait fishing by licenced bait fishers does not occur along the mainstream of the Assiniboine River within the study area (Scaife *pers. comm.* 1999).

Phone interviews were conducted during April and May 1999. Information regarding each bait fishers' total seasonal catch, fishing locations, species caught, value of catch, etc., was obtained. A copy of the bait fisher interview script is provided in **Appendix C**.

TABLE 3-1

ADDITIONAL INFORMATION FOR SPORT FISHING ON THE RED  
AND ASSINIBOINE RIVERS IN MANITOBA

| Reference/Program   | Source                     | Date(s), Data Obtained | Key Data Available   |
|---|----------------------------|------------------------|--|
| <b>SPORT FISHING INFORMATION</b>  |                            |                        |  |
| "Sport Fishing in Manitoba" document series   | DNR <sup>a</sup> /DFO      | 1985, 1990, 1995       | <ul style="list-style-type: none"> <li>Numerous data for 1990 and 1995 (e.g., angler days fished, total fish caught and kept by species, etc.)</li> <li>Limited data for 1985</li> </ul>   |
| Fish Stock Monitoring Program (Winnipeg city limits)  | DNR                        | 1995, 1996             | <ul style="list-style-type: none"> <li>1997 and 1998 data currently being compiled by DNR</li> <li>Net set catches during July and September</li> </ul>  |
| Urban Fishing Plan:<br>a) Sport Fishing Survey<br>b) Licensed Angler Survey*<br>c) Fish Consumption Survey<br>(Scaife 1995) | DNR                        | 1994                   | <ul style="list-style-type: none"> <li>a) documents residents' sport fishing attitudes and activities</li> <li>b) documents needs, attitudes and demographic characteristics of resident anglers*</li> <li>c) which local sport fish are eaten, annual servings of freshwater fish, where fish is obtained for consumption, preferences and concerns regarding fish consumption</li> </ul> |
| B.A. Thesis "A Spatial Analysis of an Urban Fishery: A Case Study of Winnipeg, Manitoba" (Kitch 1994)                       | University of North Dakota | 1994                   | <ul style="list-style-type: none"> <li>269 on-site angler interviews</li> <li>mail-in licensed angler survey documenting needs, attitudes and demographic characteristics of resident anglers</li> </ul>   |

\*Information originally from Kitch (1994)

<sup>a</sup> = Manitoba Department of Natural Resources; presently "Manitoba Conservation"

## **4. RESULTS**

The following results are based primarily on information acquired in 1999 from 164 on-site angler surveys and 236 completed angler questionnaires (ref. [Section 2.2](#)). Comparisons of this study's results with previous angler studies on the Red and Assiniboine rivers are provided where possible.

### **4.1 SPORT FISHERY**

The results of all questions asked in both the on-site angler surveys and the angler questionnaires are provided in [Appendices D to G](#). In addition to questions asked that pertained directly to angling effort (duration, location and season), catch and socio-economic value, other questions were asked that provided information regarding anglers' fishing preferences and experience, perception of the fishery, and water quality. The results of these types of additional questions provided insight into the general health of the Red and Assiniboine rivers fishery as perceived by surveyed anglers (ref. [Section 4.1.4](#)). Also, many of the questionnaire and survey questions were the same or similar to questions asked in previous surveys conducted by, or in cooperation with, Manitoba Conservation (ref. TetrES 1999), thereby contributing to the existing database for this fishery.

#### **4.1.1 Harvesting Pressure on the Red and Assiniboine Rivers**

Information from this 1999 study from both on-site angler surveys and angler questionnaires suggest that the survey area at Lockport on the Red River has a much higher rate of sport fish harvesting pressure in terms of number of anglers, frequency of use, angler effort and catch rate, than the urban section of the Red and Assiniboine Rivers within the study area (ref. [Section 4.1.1.1 to 4.1.1.3](#)).

#### 4.1.1.1 Number of Anglers

For May 16, 1999, the total number of anglers surveyed during the roving on-site angler survey along the Assiniboine River was 46 anglers. Of these anglers surveyed, all were residents of Manitoba and 44 (96%) resided in Winnipeg (ref. [Appendix F, Table F-2](#)). It is estimated that the survey clerk interviewed approximately 45% of all anglers present along the Assiniboine River survey area on May 16, 1999 (estimate explanation given in [Appendix H](#)). Therefore, an estimate of the total number of anglers who fished along the Assiniboine River within the survey area (24 km length of river) on May 16, 1999, was approximately 71 anglers during a 12.5 hours survey period. An “angler pressure index” for that reach of the Assiniboine River on May 16<sup>th</sup> during that survey time is 0.24 anglers/hour/km. It should be noted that this index number is not meant to indicate observed “density” of anglers since angler distribution is typically “clumped” rather than randomly distributed along areas surveyed in this study.

The number of anglers surveyed on May 16, 1999, during a 9.5 hour survey period at Lockport on the Red River was 78 anglers. Of these anglers surveyed, 95% were residents of Manitoba. Of the Manitoba residents, 62 (85%) resided in Winnipeg (ref. [Appendix D, Table D-2](#)). It is estimated by the survey clerk interviewed, that approximately 60% of all anglers present at Lockport on May 16, 1999 (estimate explanation given in [Appendix I](#)). Therefore, an estimate of the number of anglers who fished the 0.5 km reach of river at Lockport on May 16, 1999, during a 9.5 hour survey period was approximately 170 anglers, giving an “angler pressure index” of 35.79 anglers/hour/km. Therefore, in general, the angler pressure (in terms of number of anglers fishing per hour per kilometre length of river) was approximately 143 times greater on the Red River at Lockport than along the surveyed reach of the Assiniboine River on May 16, 1999.

The 40 anglers were surveyed on May 16, 1999, during a five-hour period along the 45-km reach of the Red River from the South Floodway Control Structure to the North Perimeter Bridge. An estimate of the total number of anglers that were actually fishing along that reach on that day during the survey time cannot be estimated due to the extensive length of the survey area (ref. [Appendix J](#) for elaboration). It is expected that the number of anglers per hour per kilometre would again be much less than for the Lockport area, and is anticipated to be similar

to the Assiniboine River area, based on the number of anglers surveyed on the single pass through the survey area.

Results of a previous angler study on the Red and Assiniboine rivers within the City (Kitch 1994) provide some comparison of the relative number of anglers on the Red River and the Assiniboine River within Winnipeg. Kitch noted that during a spring and summer survey of the Assiniboine and Red rivers within the City of Winnipeg in 1994, similar numbers of anglers were interviewed within the north and south sections of the Red River compared to the Assiniboine River within the City (ref. Table 4-1). However, Kitch did not indicate survey effort (i.e., which days surveyed, area surveyed each day or length of each survey). Therefore, the number of anglers per hour per kilometre cannot be calculated from this information.

**TABLE 4-1**  
**NUMBER OF ANGLERS INTERVIEWED IN SPRING OF 1994**  
**ALONG THE RED & ASSINIBOINE RIVERS IN WINNIPEG (after; KITCH 1994)**

| TIMING         | NORTH RED RIVER (14 km)<br>(Forks to N. Perimeter Bridge) |         | South Red River (23 km)<br>(Forks to S. Perimeter Bridge) |         | Assiniboine River (19 km)<br>(Forks to W. Perimeter Bridge) |         |
|----------------|---|---------|---|---------|---|---------|
|                | WEEKDAY   | WEEKEND | WEEKDAY   | WEEKEND | WEEKDAY   | WEEKEND |
| <b>SEASON:</b> |   |         |   |         |   |         |
| Spring         | 21  | 23      | 21  | 31      | 22  | 26      |
| Summer         | 21  | 25      | 18  | 24      | 18  | 19      |

Results of a mail-in anglers questionnaire study conducted by DNR in 1994 indicated that of the 225 respondents to the questionnaire, 71 (32%) fished within the City of Winnipeg perimeter (Scaife 1995).

Results of a joint DNR/DFO (Federal Department of Fisheries and Oceans) mail-in questionnaire survey estimated that 30,388 licenced anglers fished on the Red River in 1995, with approximately 81% fewer anglers (5,641) fishing on the Assiniboine River in 1995 (Sonsini *pers. comm.* 2000). The results of that survey also estimated that 157,004 licenced anglers fished in Manitoba in 1995. Therefore, approximately 23% of licenced anglers fished on the Red and/or Assiniboine Rivers in 1995, with 19% of these licenced anglers spending some time fishing on the Red River and 3.6% spending some time fishing on the Assiniboine River.

#### 4.1.1.2 Angling Frequency

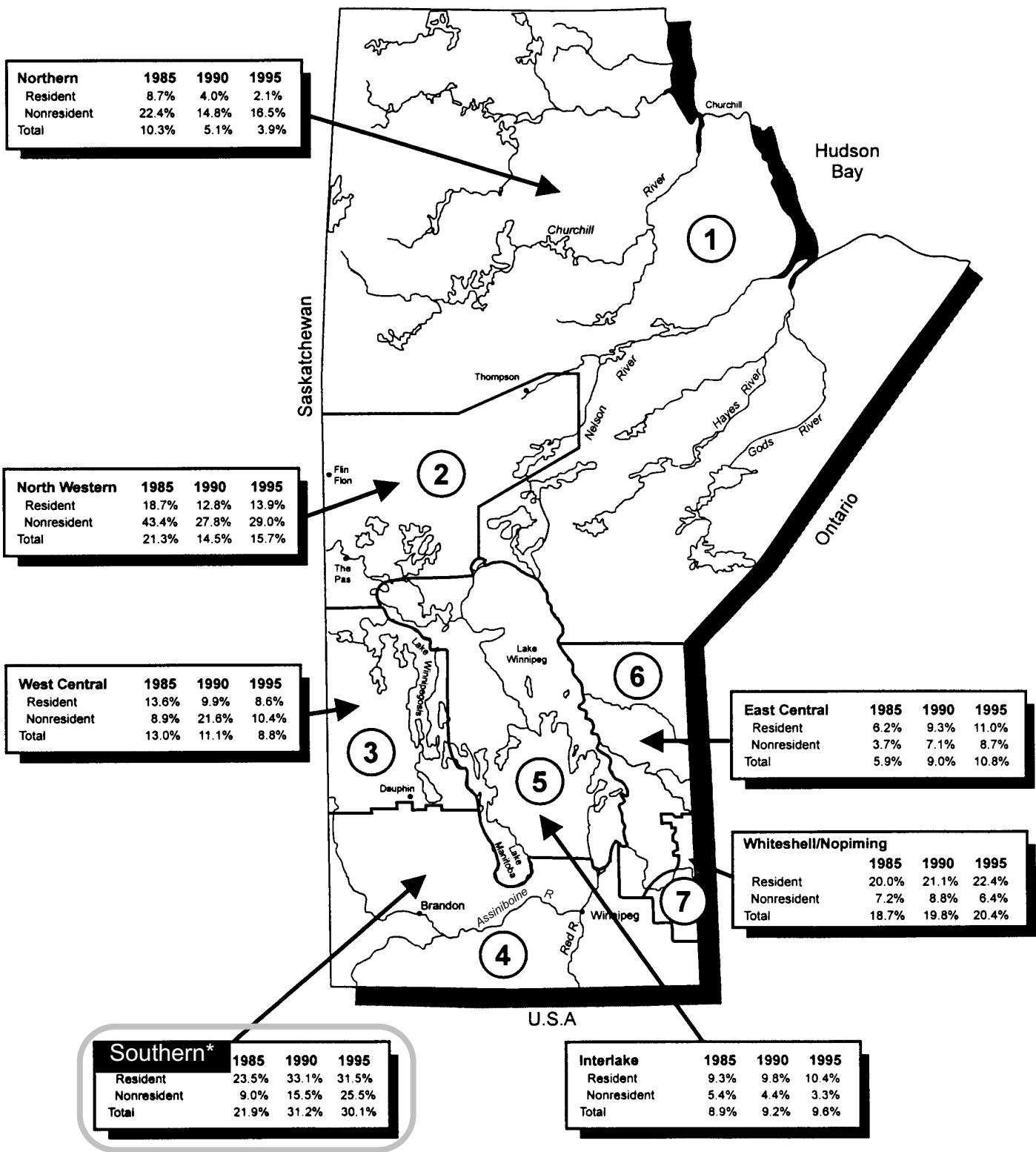
Manitoba Conservation (formerly DNR) in conjunction with the DFO, has conducted a questionnaire survey of licenced adult anglers in Manitoba every five years since 1985. The 1995 report "Sport Fishing in Manitoba" (DNR 1995) provides the most recent angling information for seven fishing areas in Manitoba, with the Red and Assiniboine rivers included in "southern area #4" (ref. [Figure 4-1](#)). As indicated in [Figure 4-1](#), the southern area, which includes the Red and Assiniboine rivers, experiences the highest angling frequency in terms of percentage of angler-days (30.1% in 1995) than any other Manitoba Conservation designated sport fishing area in Manitoba. A total of 2.19 million days were estimated to have been spent fishing in Manitoba by an estimated total of 157,000 anglers (DNR 1995). An estimated 16.3% of those days were spent fishing on the Red and/or Assiniboine rivers with 14% (314,298 days) fished on the Red River and 2.3% (49,986 days) fished on the Assiniboine River (Sonsini *pers. comm.* 2000; Wall *pers. comm.* 1999). Therefore, it is estimated that approximately 84% fewer days were fished on the Assiniboine River than the Red River in 1995 (i.e., 6.3 times more angling days on the Red River than the Assiniboine River).

#### On-Site Angler Survey Results

Of the anglers interviewed along the Assiniboine River on May 16, 1999, 65% (n = 46) of respondents fished more than 20 times per year on that river, with a similar proportion of respondents (67%) also fishing more than 20 times per year on the Red River (n = 33 respondents; ref. [Figures 4-2a, b](#)). Approximately 28% of respondents did not fish on the Red River.

Of the anglers interviewed at Lockport, 43% (n = 78 respondents) of respondents fished more than 20 times per year on the Red River (ref. [Figure 4-3a](#)). Only 21% of respondents indicated that they also fished on the Assiniboine River. Of the Lockport survey respondents who also fish on the Assiniboine River, 31% fish more than 20 times per year, with the majority (63%) fishing only 1 to 5 times per year (n = 16 respondents; ref. [Figure 4-3b](#)).

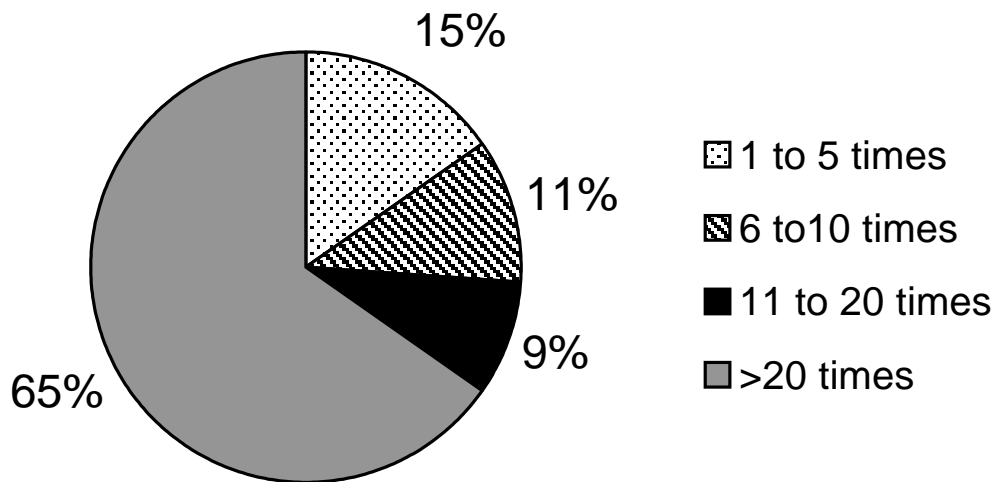
Of the anglers interviewed along the Red River, 82% (n = 40 respondents) fish more than 20 times per year on the Red River (ref. [Figure 4-4a](#)). Of the anglers from whom information was



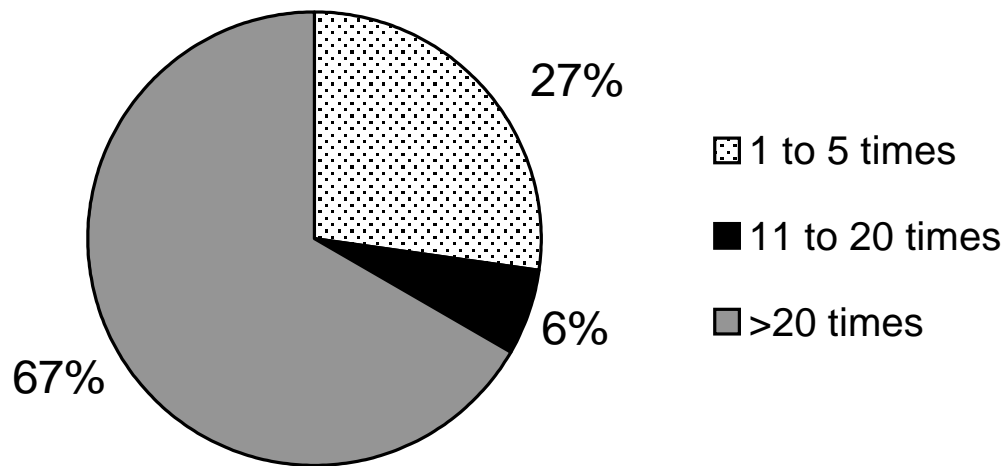
\* Includes Red & Assiniboine Rivers

**DNR Designated Sport Fishing Areas  
Indicating Percentage of Angler-days  
Expended by Anglers in Each Area**

Figure 4-1



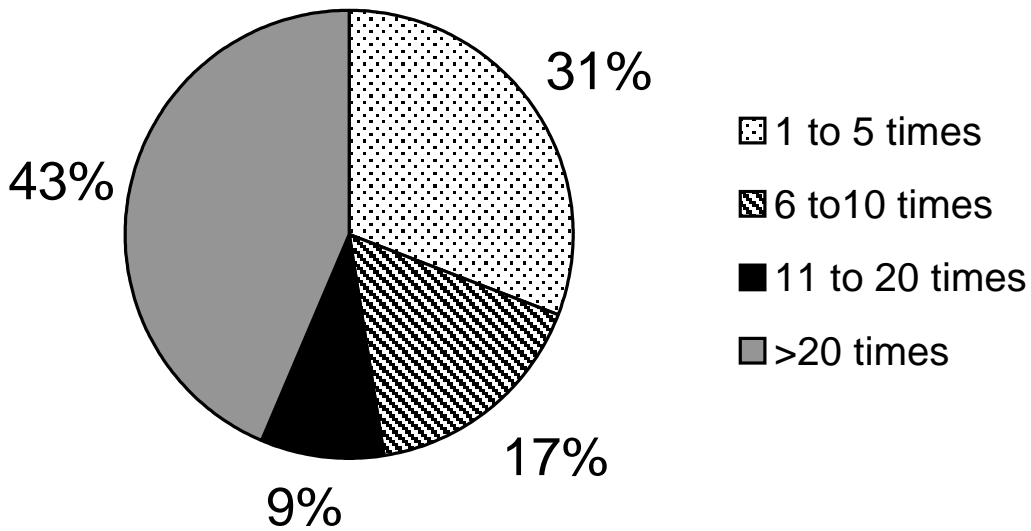
**Figure 4-2a Frequency of Fishing on the Assiniboine River Each Year** (n= 46 respondents)



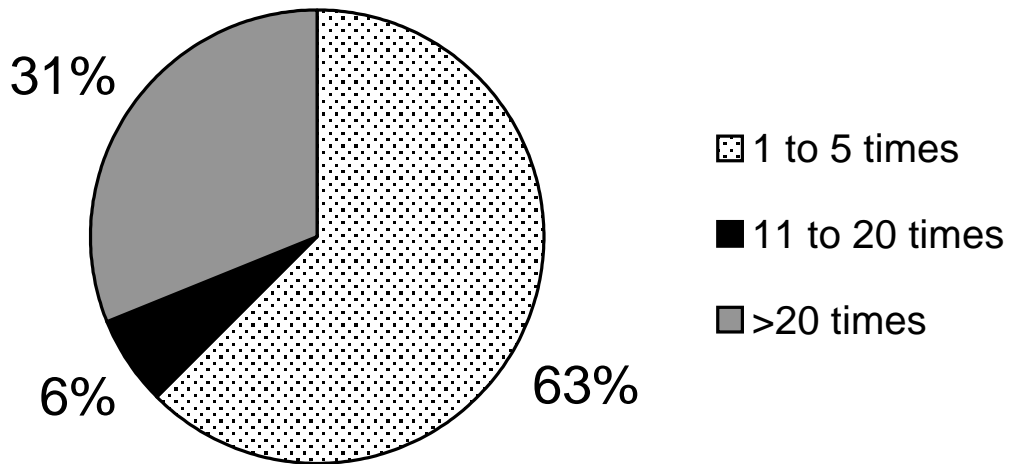
**Figure 4-2b Frequency of Fishing on the Red River Each Year** (n = 33 respondents)

**Assiniboine River Survey Respondents'  
Frequency of Fishing on the Assiniboine  
River and on the Red River Each Year**



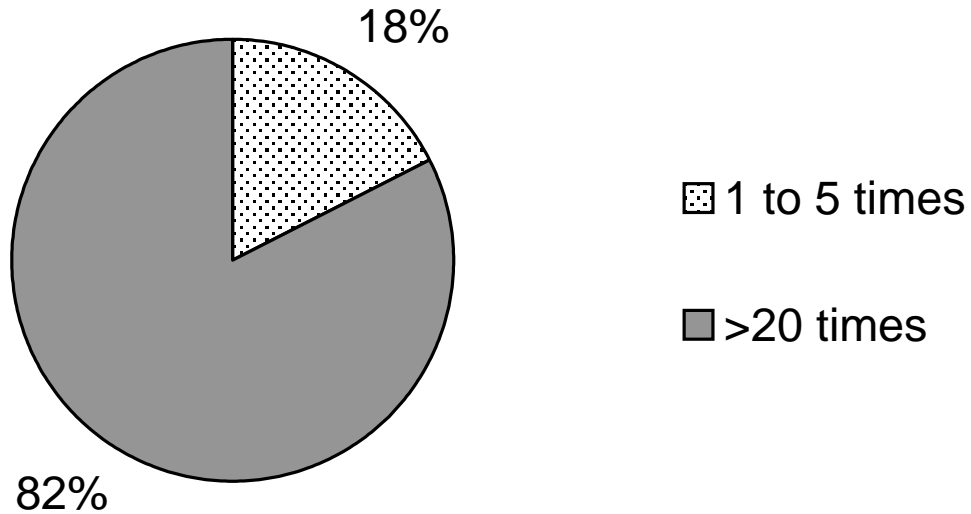


**Figure 4-3a Frequency of Fishing on the Red River at Lockport Each Year** (n= 78 responents)

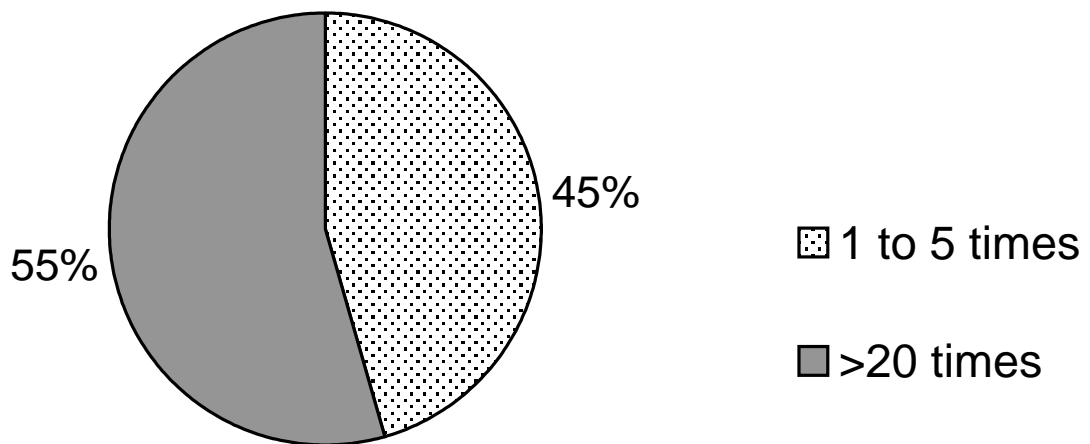


**Figure 4-3b Frequency of Fishing on the Assiniboine River Each Year** (n = 16 respondents)

**Lockport Survey Respondents' Frequency of Fishing on the Red River at Lockport and on the Assiniboine River Each Year**



**Figure 4-4a Frequency of Fishing on the Red River Each Year**  
(n= 40 respondents)



**Figure 4-4b Frequency of Fishing on the Assiniboine River Each Year**  
(n = 11 respondents)

Note: This number of respondents does not indicate total number of Red River survey respondents that fish both the Red and Assiniboine Rivers.

**Red River Survey Respondents' Frequency of Fishing on the Red River and on the Assiniboine River Each Year**

obtained regarding their angling frequency on the Assiniboine River, 55% (n = 11 respondents) indicated that they also fish more than 20 times per year on the Assiniboine River, with the remaining 45% only fishing 1 to 5 times per year on the Assiniboine River (ref. [Figure 4-4b](#)).

### Angler Questionnaire Results

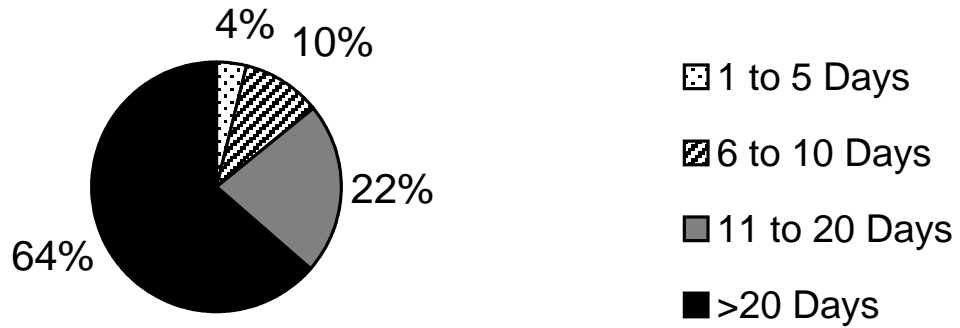
Of the anglers who completed an angler questionnaire form (ref. [Appendix B](#)) at the Mid Canada Boat Show and the Winnipeg Fish Festival, 64% (n = 233 respondents) spent more than 20 days fishing in Manitoba in 1998 (ref. [Figure 4-5a](#)). The majority of these respondents (73%) spent 20 days or less fishing on the Red and/or Assiniboine rivers in 1998, with only 27% fishing more than 20 days during the year (n = 231 respondents; ref. [Figure 4-5b](#)). Of the 27% who spend >20 days fishing on the Red and/or Assiniboine rivers, 45% (n = 28 respondents) spent more than 50 days fishing on the Red and/or Assiniboine rivers in 1998.

Of those respondents who spent 100% of their time fishing in Manitoba on the Red and/or Assiniboine rivers (n = 37 respondents), 38% (n = 14 respondents) spent more than 20 days fishing in 1998 (ref. [Figure 4-5c](#)).

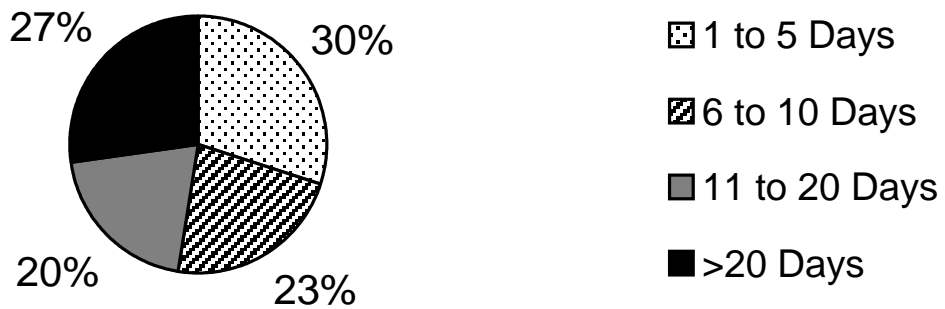
#### **4.1.1.3 Angler Effort, Catch Rate and Total Catch**

Estimates for angler effort, catch rate, and total catch for all anglers surveyed and the estimated total number of anglers along the Assiniboine River, Red River and at Lockport, are given in [Table 4-2](#). Methods used to calculate these estimates are provided in [Appendices H, I and J](#). Data used to calculate these estimates are provided in [Appendices D, E and F](#).

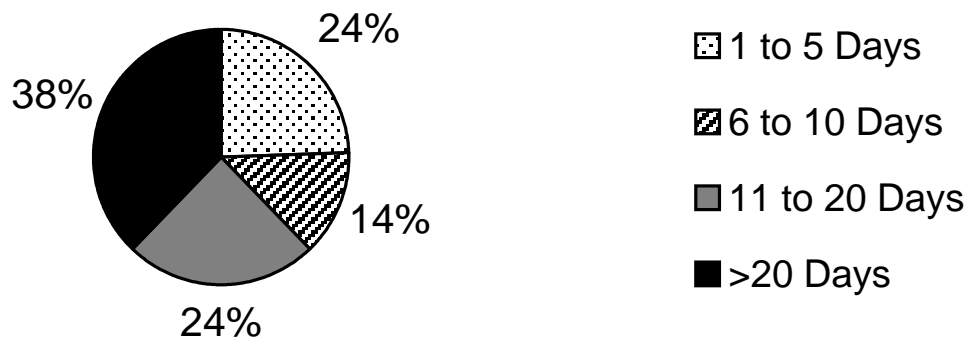
It should be noted that the estimated catch rates and total catches are greatly influenced by the number of anglers surveyed and the time into each angler's fishing trip at which each angler was surveyed. The percentage of anglers that were less than one-half hour into their fishing trip at the time they were surveyed was 17% for Assiniboine River anglers, 4% for Lockport anglers, and 43% for Red River anglers (ref. [Appendices J, H and I; Tables J-1, H-1 and I-1](#)).



**Figure 4-5a Time Spent Fishing in Manitoba** (n= 233 respondents)



**Figure 4-5b Time Spent Fishing on Red and/or Assiniboine Rivers**  
(n = 231 respondents)



**Figure 4-5c Time Spent Fishing on Red and/or Assiniboine Rivers of Those Respondents Who Spent 100% of Fishing Time on the Red and/or Assiniboine Rivers** (n = 37 respondents)

TABLE 4-2

ESTIMATES OF ANGLER EFFORT, CATCH RATE AND TOTAL CATCH  
FOR SURVEYED AREAS OF THE ASSINIBOINE RIVER, RED RIVER AND  
LOCKPORT AREA (MAY 16, 1999)<sup>a</sup>

|   | ANGLER EFFORT<br>(Angler-Hours) | CATCH RATE<br>(Fish per hour) | TOTAL CATCH<br>(Number of Fish) |
|---|---------------------------------|-------------------------------|---------------------------------|
| <b>ASSINIBOINE RIVER</b>                  |                                 |                               |                                 |
| Surveyed Anglers<br>(n=46 anglers)        | 158                             | 0.94                          | 148                             |
| Estimated Total Anglers<br>(n=71 anglers) | 244                             | 0.94                          | 228                             |
| <b>RED RIVER</b>                          |                                 |                               |                                 |
| Surveyed Anglers<br>(n=40) <sup>b</sup>   | 94                              | 0.65                          | 61                              |
| <b>LOCKPORT AREA</b>                      |                                 |                               |                                 |
| Surveyed Anglers<br>(n=78)                | 338                             | 1.6                           | 631                             |
| Estimated Total Anglers<br>(n=170)        | 739                             | 1.6                           | 1,376                           |

<sup>a</sup>refer to Appendices J, H and I for calculation methods and Appendices D, E and F for survey data.

<sup>b</sup>an estimate for the total number of anglers along the Red River is not available (ref. Appendix J).

### Target Species and Species Caught

Results of the on-site angler surveys for this study (May 16, 1999) indicate that the majority of anglers surveyed at Lockport (51%, n = 84 responses) and along the Assiniboine River (82%, n = 49 responses) are not targeting any particular species (ref. [Table 4-3](#)). A high percentage of anglers surveyed along the urban reach of the Red River for this study (45%, n = 51 responses) and along urban reaches of the Red and Assiniboine rivers during on-site angler surveys in 1994 (26% to 36%, n = 269 respondents; Kitch 1994) were also not targeting any particular species (ref. [Table 4-3](#)).

For this study, of those anglers interviewed during on-site angler surveys who indicated a species preference, catfish and walleye were the preferred target species at all three survey sites (ref. [Table 4-3](#)). Walleye and catfish were also the most preferred target species indicated during on-site angler surveys of Winnipeg's rivers in 1994 (Kitch 1994; ref. [Table 4-3](#)).

Questionnaire results for this study and for a mail-in questionnaire conducted by DNR in 1994 (Scaife 1995) show that questionnaire respondents are less likely to indicate "no preference" regarding which species they prefer to fish for (ref. [Table 4-3](#)). Of those respondents who indicated a species preference, walleye was the preferred species indicated in both questionnaires studies (ref. [Table 4-3](#)). The next most preferred type of fish, according to this study's questionnaire results, was catfish (ref. [Table 4-3](#)). Whereas results of the 1994 DNR questionnaire indicate both catfish and goldeye are the next most preferred fish followed closely by northern pike (ref. [Table 4-3](#)).

Results of on-site angler surveys for this study (May 16, 1999) indicate that catfish other than channel catfish (i.e., bullheads and stonecats) were caught most often along the Red and Assiniboine rivers within the City (ref. [Table 4-4](#)). Almost half of all fish caught at Lockport (47%) were catfish other than channel catfish (ref. [Table 4-4](#)).

These results contrast significantly with the on-site angler surveys conducted along urban reaches of the Red and Assiniboine rivers during spring and summer in 1994 where the most commonly caught species along the Red River was freshwater drum, followed closely by channel catfish (Kitch 1994; ref. [Table 4-4](#)). For that study, results for the urban Assiniboine

**Table 4-3 Species of Fish Anglers Prefer to Catch**

| SPECIES                        | PERCENT OF RESPONSES                         |                             |                      |  |                       |                      |   |   |
|--------------------------------|--|-----------------------------|----------------------|--|-----------------------|----------------------|---|---|
|                                | TetrES On-Site Angler Survey<br>May 16, 1999 |                             |                      | Kitch (1994) Winnipeg On-Site<br>Angler Survey |                       |                      | TetrES Angler<br>Questionnaire<br>1999 <sup>a</sup> | DNR Mail-In<br>Questionnaire<br>1994 <sup>b</sup> |
|                                | Red<br>River In<br>City                      | Red River<br>at<br>Lockport | Assiniboine<br>River | North<br>Red<br>River                          | South<br>Red<br>River | Assiniboine<br>River |   |   |
| Walleye                        | 16%  | 18%                         | 8%                   | 38%  | 49%                   | 45%                  | 31%   | 28%   |
| Any Species<br>(No Preference) | 45%  | 51%                         | 82%                  | 29%  | 36%                   | 26%                  | 4%  | 12%   |
| Catfish<br>(general)           | 20%  | 19%                         | 8%                   | -  | -                     | -                    | 26%   | 14%   |
| Channel Catfish                | -  | -                           | -                    | 20%  | 10%                   | 19%                  | -   | -   |
| Northern Pike                  | 2%   | 4%                          | -                    | 8%   | 3%                    | 1%                   | 9%  | 13%   |
| Freshwater<br>Drum             | 4%   | 5%                          | 2%                   | 2%   | 2%                    | 2%                   | 8%  | 9%  |
| Goldeye                        | 8%   | -                           | -                    |  |                       |                      | 14%   | 14%   |
| White Bass                     |  | 1%                          | -                    | 2%   | 0%                    | 5%                   | 0.5%  | -   |
| Carp                           | 6%   | 2%                          | -                    | 1%   | 0%                    | 2%                   | 2%  | 4%  |
| Perch                          | -  | -                           | -                    | -  | -                     | -                    | 5%  | 7%  |
| Other                          | -  | -                           | -                    | -  | -                     | -                    | 2%  | -   |
| <b>Total<br/>Responses</b>     | 51   | 84                          | 49                   | n/a  | n/a                   | n/a                  | 553   | 173   |
| <b>Total<br/>Respondents</b>   | 40   | 78                          | 46                   | 90   | 94                    | 85                   | 236   | 71  |

a = along the Red and Assiniboine Rivers

b = Information from those repondents who fished on the Red and/or Assiniboine River in Winnipeg (Scaife 1995)

n/a = information not available

**Table 4-4 Species of Fish Caught Most Frequently by Anglers**

| SPECIES                  | PERCENT OF RESPONSES                         |                             |                      |   |                       |                      |   |  |                      |   |
|--------------------------|--|-----------------------------|----------------------|---|-----------------------|----------------------|---|--|----------------------|---|
|                          | TetrES On-Site Angler Survey<br>May 16, 1999 |                             |                      | Kitch (1994) Winnipeg On-Site<br>Angler Survey (May 30 - Aug. 15) |                       |                      | TetrES Angler<br>Questionnaire<br>1999 <sup>a</sup> | Joint DNR/DFO Mail-<br>In Questionnaire<br>1995 <sup>b</sup> |                      | DNR Mail-In<br>Questionnaire<br>1994 <sup>c</sup> |
|                          | Red<br>River In<br>City                      | Red River<br>at<br>Lockport | Assiniboine<br>River | North<br>Red<br>River   | South<br>Red<br>River | Assiniboine<br>River |   | Red<br>River   | Assiniboine<br>River |   |
| Walleye                  | 0%   | 0.2%                        | 6%                   | 7%  | 10%                   | 7%                   | 26%   | 20%  | 25%                  | 7%  |
| Channel Catfish          | 4%   | 8%                          | 5%                   | 38%   | 27%                   | 37%                  |   |  |                      |   |
| Catfish (other)          | 89%  | 47%                         | 73%                  | 2%  | 1%                    | 6%                   |   |  |                      |   |
| Catfish (general)        |  |                             |                      |   |                       |                      | 24%   | 28%  | 37%                  | 34%   |
| Northern Pike            | 0%   | 3%                          | 8%                   | 1%  | 2%                    | 0%                   | 10%   | 6%   | 7%                   | 4%  |
| Freshwater Drum          | 0%   | 23%                         | 0%                   | 40%   | 40%                   | 34%                  | 14%   |  |                      | 34%   |
| Goldeye                  | 0%   | 0%                          | 0%                   | 0%  | 0%                    | 1%                   | 13%   |  |                      | 13%   |
| White Bass               | 0%   | 7%                          | 0%                   | 7%  | 11%                   | 4%                   |   |  |                      |   |
| Carp                     | 4%   | 11%                         | 3%                   | 5%  | 7%                    | 9%                   | 1.5%  |  |                      | 7%  |
| Perch                    |  |                             |                      |   |                       |                      | 6%  | 5%   | 5%                   | 1%  |
| Other                    | 4%   | 1%                          | 5%                   | 0%  | 2%                    | 2%                   | 7%  | 42%  | 25%                  | 0%  |
| <b>Total Responses</b>   | 28   | 484                         | 77                   | n/a   | n/a                   | n/a                  | 566   | n/a  |                      | 101   |
| <b>Total Respondents</b> | 40   | 78                          | 46                   | 90  | 94                    | 85                   | 236   | 245  | 45                   | 71  |

a = along the Red and Assiniboine Rivers

b = data estimates based on 1730 angler questionnaires, with 245 respondents fishing on the Red River and 45 respondents fishing on the Assiniboine River in 1995 (Sonsini *pers. comm.* 2000).

c = Information from those respondents who fished on the Red and/or Assiniboine River in Winnipeg; "fish caught" data from 1993; (Scaife 1995)

n/a = information not available



River reach indicate that channel catfish were caught most often, followed closely by freshwater drum (ref. [Table 4-4](#)). The seemingly high proportion of channel catfish caught by anglers in the 1994 study may be artificially high due to catfish species misidentification as noted by Kitch (1994).

Results of 236 completed angler questionnaires in 1999 indicate that anglers fishing along the Red and/or Assiniboine rivers caught mostly walleye (26%) and catfish (24%) (ref. [Table 4-4](#)). These results are similar to the results for a joint DNR/DFO (Department of Fisheries and Oceans) mail-in questionnaire conducted in 1995 where catfish and walleye were also caught most frequently (Wall *pers. comm.* 1999; ref. [Table 4-4](#)). Mail-in questionnaire results from a 1994 DNR study indicated that both catfish and freshwater drum were caught most frequently (34%) along the Red and Assiniboine rivers, with a marked decrease in the proportion of walleye caught (7%) compared to other questionnaire study results (ref. [Table 4-4](#)). This may be a function of small sample size for that study (n = 71 respondents) or timing of the questionnaire survey since proportion of species caught varies with season (ref. Kitch 1994) and respondents may recall their most recent catch proportions.

The Kitch (1994) angler survey in the City of Winnipeg provides information on the proportion of fish species caught seasonally along urban reaches of the Red and Assiniboine rivers in 1994 (ref. [Table 4-5](#)). These results may indicate a seasonal change in activity for those species caught on the Red and Assiniboine rivers in Winnipeg in 1994. Notably, the proportion of freshwater drum caught increased from spring to summer, however, the proportion of white bass caught decreased considerably from spring to summer in all three areas surveyed (ref. [Table 4-5](#)). The proportion of walleye caught in all three areas surveyed also decreased from spring to summer (ref. [Table 4-5](#)).

#### Catch and Release Frequency

Angler questionnaire respondents for this study typically released their catches, with 40% indicating that they always release and 41% indicating that they usually release (n = 234 respondents; ref. [Figure 4-6](#)). This high proportion of anglers who usually or always release their catches (81%) is 11 to 18% lower than the “catch and release” results found for a survey of

**TABLE 4-5**

**PROPORTION OF FISH CAUGHT SEASONALLY DURING AN ANGLER SURVEY OF THE RED AND ASSINIBOINE RIVERS IN WINNIPEG IN 1994 (after; Kitch 1994)**

|                          | <b>NORTH RED RIVER<br/>(Forks to N. Perimeter Bridge)</b> |               | <b>SOUTH RED RIVER<br/>(Forks to S. Perimeter Bridge)</b> |               | <b>ASSINIBOINE RIVER<br/>(Forks to W. Perimeter Bridge)</b> |               |
|--------------------------|---|---------------|---|---------------|---|---------------|
|                          | <b>Spring</b>   | <b>Summer</b> | <b>Spring</b>   | <b>Summer</b> | <b>Spring</b>   | <b>Summer</b> |
| freshwater drum          | 37%   | 41%           | 29%   | 53%           | 29%   | 42%           |
| channel catfish          | 27%   | 48%           | 25%   | 28%           | 36%   | 27%           |
| walleye                  | 13%   | 0%            | 18%   | 3%            | 6%  | 0%            |
| white bass               | 9%  | 5%            | 17%   | 5%            | 10%   | 3%            |
| carp                     | 9%  | 4%            | 6%  | 7%            | 6%  | 14%           |
| bullhead                 | 5%  | 0%            | 1%  | 0%            | 8%  | 2%            |
| northern pike            | 0%  | 2%            | 0%  | 4%            | 0%  | 0%            |
| other                    | 0%  | 0%            | 4%  | 0%            | 3%  | 2%            |
| goldeye                  | 0%  | 0%            | 0%  | 0%            | 2%  | 0%            |
| <b>Total Respondents</b> | <b>90</b>   |               | <b>94</b>   |               | <b>85</b>   |               |

Note: date categories for spring and summer not provided (Kitch 1994)

anglers on the Red and Assiniboine River in Winnipeg in 1994 where 98% of surveyed anglers released their catches on the Assiniboine River and an average of 95% of anglers released their catches on the Red River (Kitch 1994; ref. **Table 4-6**). However, the angler questionnaire results (81% release) are very similar to the estimated proportion of fish released on the Red (86%) and Assiniboine (81%) rivers by all anglers fishing in Manitoba in 1995 (data estimates generated from a 1995 joint DNR/DFO mail-in angler questionnaire survey; (Wall *pers. comm.* 1999; ref. **Table 4-7**). The 1995 joint DNR/DFO estimates for all anglers fishing in Manitoba in 1995 also indicate that the proportions of fish kept and released vary by species caught and from which river they were caught (ref. **Table 4-7**). Results of a DNR questionnaire survey in 1994 indicated that 96% (n = 66) of respondents who fish on Winnipeg's rivers (n = 71) practice "catch and release" fishing (Scaif 1995).

**TABLE 4-6**

**PERCENTAGE OF ANGLERS WHO PRACTICED "CATCH AND RELEASE"  
 ON THE RED AND ASSINIBOINE RIVERS IN 1994 (after; Kitch 1994)**

|   | <b>"YES"</b> | <b>"NO"</b> |
|---|--------------|-------------|
| North Red River<br>(Forks to N. Perimeter Bridge)   | 99%          | 1%          |
| South Red River<br>(Forks to S. Perimeter Bridge)   | 91%          | 8%          |
| Assiniboine River<br>(Forks to W. Perimeter Bridge) | 98%          | 2%          |

n = 269 respondents (Kitch 1994)

The question "do you practice catch and release" was not asked during on-site angler interviews in 1999; this information was obtained indirectly through the question "Do you eat the fish you keep; if no, why?" For on-site angler survey respondents fishing along the Assiniboine River and the Red River at Lockport, 15% of anglers indicated that they practice "catch and release" as a reason for not eating the fish they keep (n = 7 of 46 Assiniboine River respondents; n = 12 of 38 Red River respondents). For survey respondents fishing on the Red River within the City, 48% (n = 19 of 40 respondents) specifically indicated that they practice "catch and release". These results should be compared with caution to the angler questionnaire results since the

TABLE 4-7

**TOTAL ESTIMATED NUMBERS OF FISH CAUGHT AND RELEASED  
FROM THE RED AND ASSINIBOINE RIVERS IN 1995<sup>a</sup>**

|                          | WALLEYE | NORTHERN<br>PIKE | CATFISH | PERCH  | OTHER   | TOTALS  |
|--------------------------|---------|------------------|---------|--------|---------|---------|
| <b>RED RIVER</b>         |         |                  |         |        |         |         |
| Number caught            | 106,892 | 32,881           | 150,308 | 26,540 | 227,342 | 543,963 |
| Number kept              | 28,867  | 2,030            | 3,975   | 14,923 | 26,123  | 75,918  |
| Percent released         | 73%     | 94%              | 97%     | 44%    | 89%     | 86%     |
| <b>ASSINIBOINE RIVER</b> |         |                  |         |        |         |         |
| Number caught            | 19,377  | 5,579            | 28,679  | 4,184  | 19,683  | 99,502  |
| Number kept              | 8,353   | 1,911            | 1,806   | 1,181  | 1,322   | 14,572  |
| Percent released         | 57%     | 66%              | 97%     | 72%    | 93%     | 81%     |

a = Wall *pers. comm.* 1999: from a 1995 joint DNR/DFO mail-in angler questionnaire and are estimates based on an estimated population of 157,004 anglers who fished in Manitoba in 1995, with an estimated 30,388 anglers fishing on the Red River and 5,641 anglers fishing on the Assiniboine River (Sonsini *pers. comm.* 2000).

angler survey respondents were not directly asked if they practice “catch and release” (ref. [Section 4.1.4.2 and Appendix A](#)).

#### 4.1.2 Spatial Distribution of Angling Effort

As indicated by the 1999 on-site angler survey results in [Section 4.1.1](#), the majority of angling effort within the study area is concentrated on the Red River in the Lockport area. This finding is further supported by the results of 218 completed angler questionnaires which indicated that anglers who fish on the Red and/or Assiniboine rivers in 1998 spent an average of 62% of their angling time in the Lockport area (ref. [Figure 4-7](#)). The reach of Red River within the City limits was the second most frequented area with anglers spending an average 16% of their time there (ref. [Figure 4-7](#)).

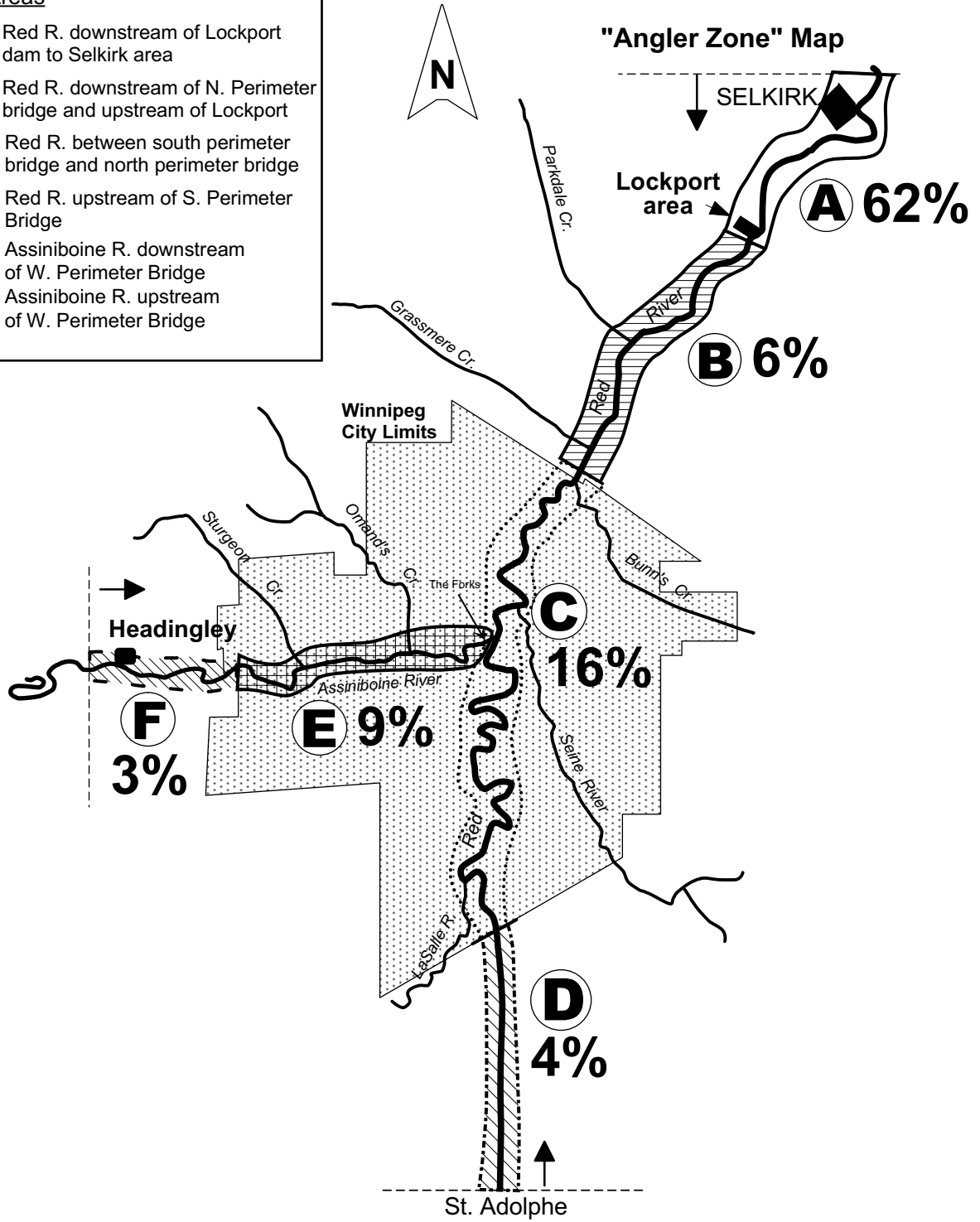
Results of a 1994 DNR mail-in angler questionnaire (n = 225 respondents) indicated that 32% of respondents (n = 71) fished within the City of Winnipeg perimeter (Scaife 1995). Of the anglers interviewed during on-site angler surveys on the Red and Assiniboine rivers within the City of Winnipeg in 1994, most spent at least 60% of their total angling time fishing in Winnipeg (n = 269 respondents; ref. Kitch 1994).

Results from the on-site angler surveys on May 16, 1999, indicate that half of the anglers surveyed on the Red River within City limits were fishing upstream of both the South and North WPCCs (ref. [Figure 4-8](#) and [Appendix E, Table E-10](#)). Twenty percent of Red River urban area anglers were fishing downstream of the NEWPCC, with 30% of urban anglers fishing downstream of the SEWPCC but upstream of the NEWPCC (ref. [Figure 4-8](#)).

Of the anglers who fish on the Red and/or Assiniboine rivers, the angler questionnaire results from 1999 indicate that only an average of 12% of respondents' angling time is spent along the Assiniboine River, with in the reach within the City limits (from The Forks west to the west Perimeter Bridge) being more frequently fished (9%) than the area west of the City limits to Headingley (3%; ref. [Figure 4-8](#)).

**Survey Areas**

- A** Red R. downstream of Lockport dam to Selkirk area
- B** Red R. downstream of N. Perimeter bridge and upstream of Lockport
- C** Red R. between south perimeter bridge and north perimeter bridge
- D** Red R. upstream of S. Perimeter Bridge
- E** Assiniboine R. downstream of W. Perimeter Bridge
- F** Assiniboine R. upstream of W. Perimeter Bridge








n = 218 respondents

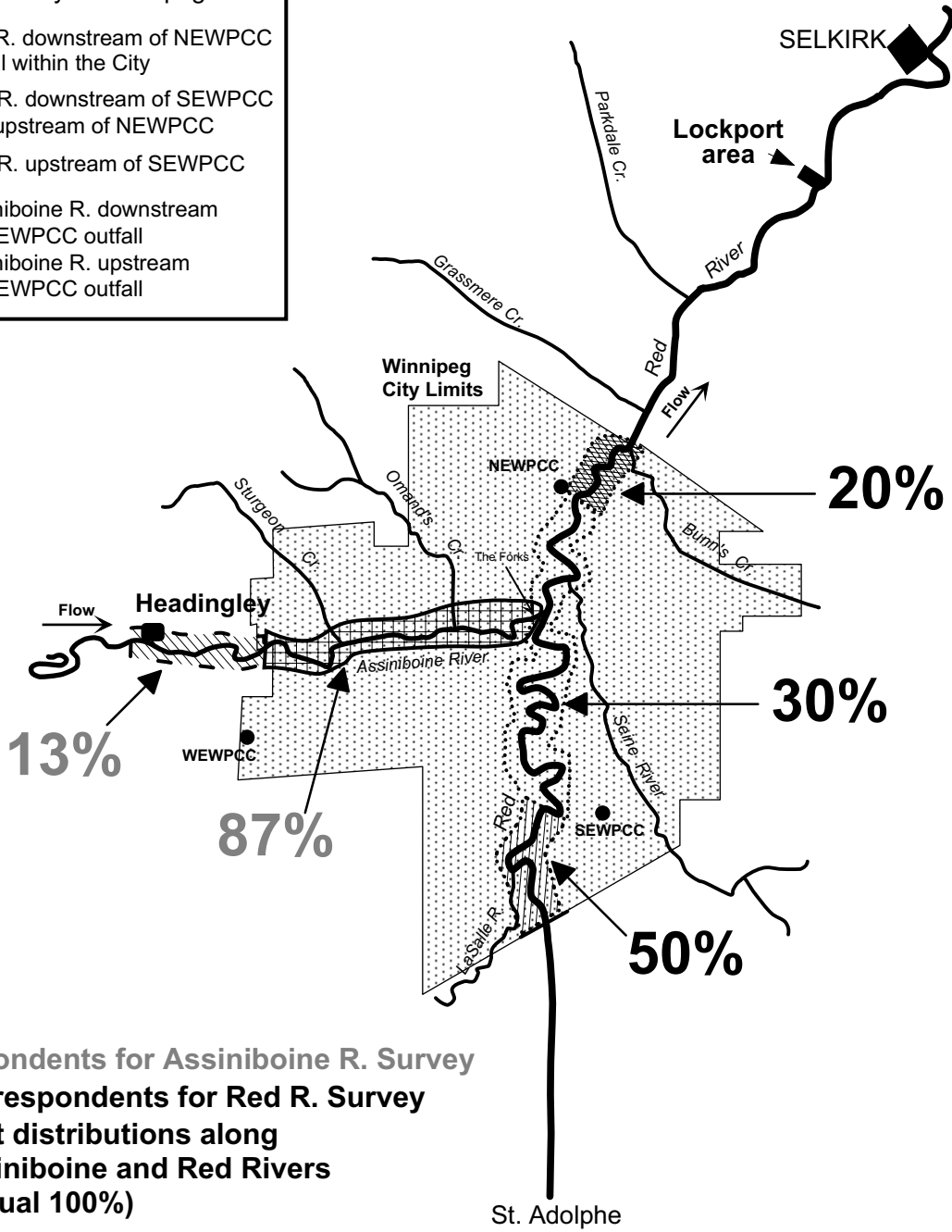

**Average Percent Fishing Time  
in Each Angler Zone in 1998**

Figure 4-7

**LEGEND**

NEWPCC, SEWPCC and WEWPCC represent the North, South and West End Water Pollution Control Centres (WPCC) of the City of Winnipeg

-  Red R. downstream of NEWPCC outfall within the City
-  Red R. downstream of SEWPCC and upstream of NEWPCC
-  Red R. upstream of SEWPCC
-  Assiniboine R. downstream of WEWPCC outfall
-  Assiniboine R. upstream of WEWPCC outfall



n = 46 respondents for Assiniboine R. Survey and 40 respondents for Red R. Survey (percent distributions along the Assiniboine and Red Rivers each equal 100%)

**Distribution of Anglers Surveyed Along the Red and Assiniboine Rivers Within the City of Winnipeg on May 16, 1999**

Results from the on-site angler survey on the Assiniboine River on May 16, 1999, indicate that the majority (87%) of anglers were fishing downstream of the WEWPCC outfall along the Assiniboine River (ref. [Figure 4-8 and Appendix F, Table F-10](#)).

It should be noted that number of anglers and angler distribution along the Red and Assiniboine rivers within the City of Winnipeg is primarily influenced by ease and convenience of access to the riverbank areas rather than perceived water quality issues (ref. Kitch 1994).

### **4.1.3 Seasonal Distribution of Angling Effort**

Results of the angler questionnaires from 1999 indicate that the majority of anglers fished during the spring and summer seasons on the Red (57%) and the Assiniboine rivers (74%; ref. [Figure 4-9](#)). During times of colder water temperatures and lower flows (i.e., fall and winter), more anglers fish during the fall on the Red and Assiniboine rivers (29% and 23%, respectively) compared to during the winter on these rivers (14% and 3% respectively; ref. [Figure 4-9](#)). These results are similar to those obtained from a 1994 angler questionnaire study (Scaife 1995) which indicated that 71% of fishing effort takes place during the spring and summer with 28% during the fall on the Red and Assiniboine rivers in the City (n = 151 responses from 71 respondents).

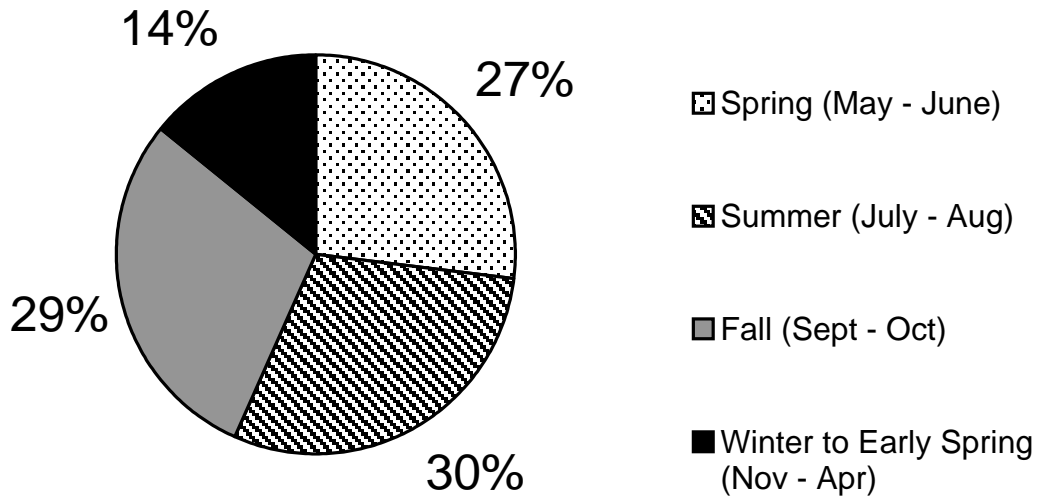
### **4.1.4 Angler Perception of the Sport Fishery**

#### **4.1.4.1 Angling Success/Quality of Fishing**

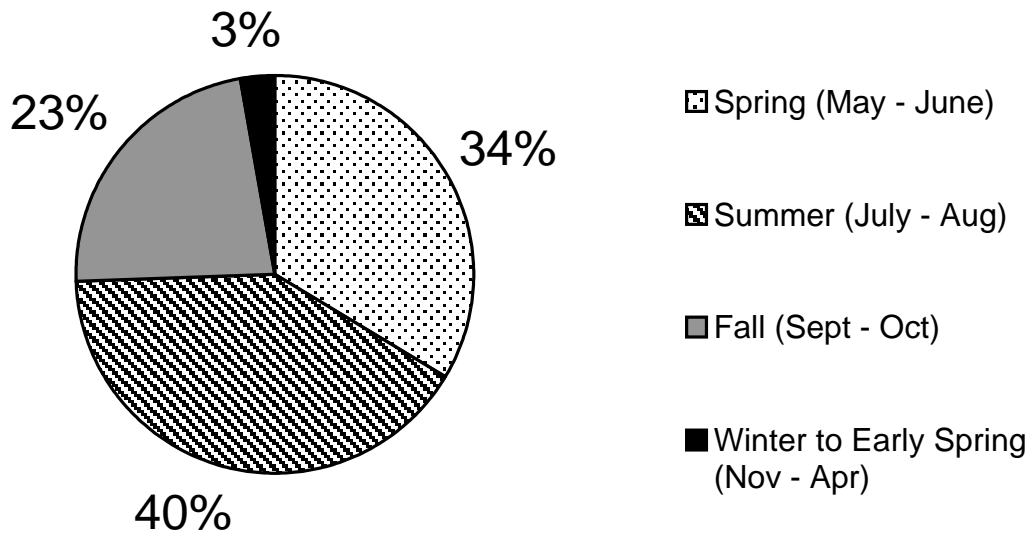
During on-site angler surveys in 1999, when anglers were asked about their general fishing success on the river they were fishing (ref. [Appendix A](#), Question #9), the majority of anglers on the Assiniboine River (71%; n = 46 respondents) indicated that they thought their fishing success had either increased or stayed about the same (ref. [Table 4-8](#)).

Anglers fishing on the Red River at Lockport indicated a similar level of fishing success with 68% (n = 78 respondents) indicating fishing had either increased or stayed about the same (ref.





**Figure 4-9a Seasons During Which Fishing Took Place on the Red River** (n = 532 responses)  
 Number of people who responded to this question= 226



**Figure 4-9b Seasons During Which Fishing Took Place on the Assiniboine River** (n = 173 responses)  
 Number of people who responded to this question= 99

**TABLE 4-8**

**RESPONDENTS' OPINIONS REGARDING THEIR FISHING SUCCESS ON THE RED AND ASSINIBOINE RIVERS (DATA FROM ON-SITE ANGLER SURVEYS IN 1999)**

| <b>RESPONDENT LOCATION (RIVER IN QUESTION)</b> | <b>OPINION REGARDING FISHING SUCCESS</b> |                  |                       |                   | <b>NUMBER OF RESPONDENTS</b> |
|--|--|------------------|-----------------------|-------------------|------------------------------|
|  | <b>INCREASED</b>                         | <b>DECREASED</b> | <b>ABOUT THE SAME</b> | <b>NO OPINION</b> |                              |
| Urban Reach of Red River                       | 32%                                      | 30%              | 18%                   | 20%               | 40                           |
| Red River at Lockport                          | 28%                                      | 13%              | 40%                   | 19%               | 78                           |
| Assiniboine River                              | 26%                                      | 9%               | 45%                   | 20%               | 46                           |

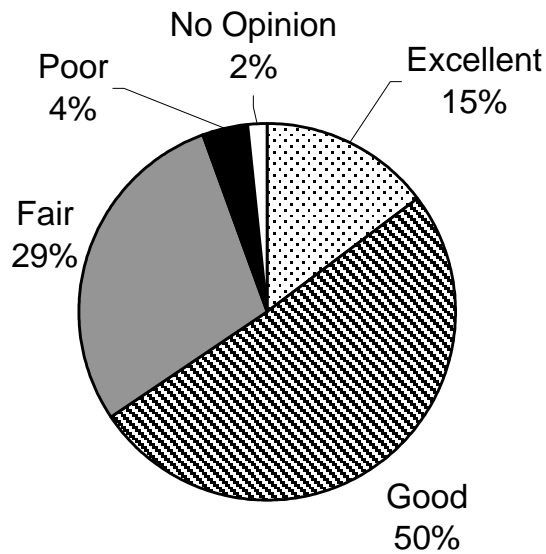
**Table 4-8**). The owner and operator of a prominent sport fishing outfitter/guide business at Lockport since 1988 indicated that fishing success has been stable, in general, over the past 11 years (McKay *pers. comm.* 2000). Only half of the anglers surveyed along the Red River within the City indicated their fishing success had increased or stayed about the same (n = 40 respondents; ref. **Table 4-8**).

Respondents to the angler questionnaires in 1999 were asked to rate fishing along the Red and Assiniboine Rivers (ref. **Appendix B**, Questions #7 and #8). The majority of respondents (65%, n = 230 respondents) indicated that fishing was either good or excellent along the Red River (ref. **Figure 4-10a**). Just over half of respondents (53%, n = 102) indicated that fishing was either good or excellent along the Assiniboine River (ref. **Figure 4-10b**).

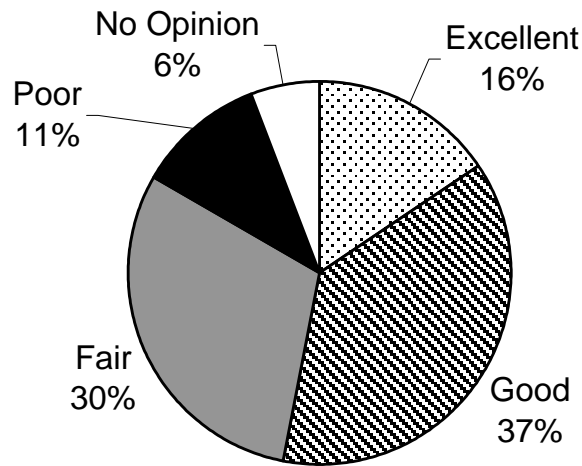
Results from a 1994 survey of anglers on the Red and Assiniboine rivers in Winnipeg indicated that the majority of anglers fishing on these rivers thought that the fishing was either good or excellent (57% to 64% of 269 respondents; Kitch 1994). Results for this same question from the 1994 DNR mail-in angler questionnaire indicated that 62% (n = 44) of respondents (total respondents = 71) thought that fishing on Winnipeg's rivers was either good or excellent (Scaife 1995).

Respondents to the angler questionnaire from this 1999 study were also asked their opinions regarding the quality of fishing on the rivers in the City (includes the Red and/or Assiniboine rivers; ref. **Appendix B**, Question #11). Of the 230 people who responded to this question, 70% indicated that the quality of fishing on the rivers in the City had been increasing or staying about the same (ref. **Table 4-9**). In contrast, angler questionnaire results from a 1994 survey indicated that 47% (n = 32) of 68 respondents thought the quality of fishing on the rivers in the City had been increasing or staying the same (Scaife 1995; ref. **Table 4-9**).

**Table 4-10** compares the percentage of questionnaire respondents from this 1999 study who indicated that the quality of fishing was either increasing or decreasing on the rivers in the City to respondents' opinions of their fishing expertise and their number of years fishing on these rivers. **Figure 4-11** summarizes the perceived level of fishing experience for all respondents who answered this question (ref. **Appendix B**, Question #17).



**Figure 4-10a Opinions of Fishing Along the Red River**  
(n = 230 respondents)



**Figure 4-10b Opinions of Fishing Along the Assiniboine River**  
(n = 102 respondents)

Note: Five of six respondents who indicated "no opinion" did not indicate whether they fished on the Red or Assiniboine Rivers

**Questionnaire Respondents' Opinions of Fishing Along the Red and Assiniboine Rivers During 1998**

TABLE 4-9

QUESTIONNAIRE RESPONDENTS' OPINIONS REGARDING THE QUALITY OF FISHING ON THE RIVERS IN THE CITY OF WINNIPEG

| QUALITY OF FISHING    | NUMBER AND % OF RESPONDENTS            |  |
|-----------------------|--|--|
|                       | 1999 ANGLER QUESTIONNAIRE (THIS STUDY) | 1994 DNR ANGLER QUESTIONNAIRE <sup>a</sup> |
| Increased             | 62 (27%)                               | 7 (10%)                                    |
| Decreased             | 23 (10%)                               | 24 (35%)                                   |
| Stayed About the Same | 99 (43%)                               | 25 (37%)                                   |
| No Opinion            | 46 (20%)                               | 12 (18%)                                   |
| Total Respondents     | 230                                    | 68   |

<sup>a</sup> = Scaife 1995

**TABLE 4-10**

**ANGLER QUESTIONNAIRE RESPONDENTS' OPINIONS REGARDING QUALITY OF FISHING VERSUS ANGLER EXPERTISE AND EXPERIENCE<sup>a</sup>**

| OPINION REGARDING QUALITY OF FISHING                   | ANGLER EXPERTISE                |                 |               | AVERAGE ANGLER EXPERIENCE (YEARS) |
|--|---------------------------------|-----------------|---------------|-----------------------------------|
|  | EXPERIENCED OR VERY EXPERIENCED | AVERAGE         | BEGINNER      |                                   |
| <b>INCREASING</b><br>(n = 63 respondents)              | 57%<br>(n = 36)                 | 41%<br>(n = 26) | 3%<br>(n = 1) | 14<br>(n = 63 respondents)        |
| <b>DECREASING</b><br>(n = 23 respondents) <sup>b</sup> | 48%<br>(n = 11)                 | 39%<br>(n = 9)  | 0%            | 23<br>(n = 20 respondents)        |

<sup>a</sup> = data from 1999 questionnaire survey

<sup>b</sup> = 13% (n = 3) did not answer the angler expertise question (refer to Appendix G for data)

#### 4.1.4.2 Fish Consumption/Perception of Water Quality

For both the on-site angler surveys and the angler questionnaire survey conducted in 1999, a question was asked regarding whether anglers ate the fish they kept and to give a reason if fish were not usually eaten (ref. [Appendices A and B](#)). Results of this question provided insight into anglers perception of water quality and also provided information on “catch and release” practices (ref. [Section 4.1.1](#)). Information on angler’s perception of water quality in the City’s rivers has also been provided by previous angler studies.

##### On-Site Angler Survey Results

Of the 46 anglers interviewed along the Assiniboine River on May 16, 1999, approximately 27% eat the fish they keep (ref. [Appendix F, Table F-6](#)). Of the anglers who did not eat the fish they keep (n = 35 or 73%), 20% (n = 7) indicated that they practice “catch and release”. Excluding those anglers who practice “catch and release”, or did not give a reason for not eating the fish (n = 5), the majority of anglers who don’t eat the fish they keep cited perceived pollution or water quality concerns (78%, n = 18). The remaining three anglers (13%) indicated that they prefer to eat only walleye.

Of the 78 anglers interviewed at Lockport along the Red River on May 16, 1999, approximately 40% (n = 35) eat the fish they keep (ref. [Appendix D, Table D-5](#)). Of the anglers who responded that they do not eat the fish they keep (n = 53 or 60%), 23% (n = 12) indicated that they practice “catch and release”. Excluding those respondents who practice “catch and release”, [Table 4-11](#) summarizes Lockport anglers’ reasons for not eating the fish they keep. Note that 34% of anglers (n = 14) cited perceived pollution or other water quality concerns.

Of the 38 responses to this question from the 40 anglers interviewed along the Red River within the City, approximately 24% (n = 9) eat the fish they keep (ref. [Appendix E, Table E-6](#)). Of the anglers who responded that they do not eat the fish they keep (n = 29 or 74%), 79% (n = 19) indicated that they practice “catch and release”. Of the remaining 10 respondents, 2 people (20%) did not give a reason for not eating the fish and 8 people (80%) indicated perceived water quality or pollution concerns.

TABLE 4-11

**LOCKPORT SURVEY RESPONDENTS'  
REASONS FOR NOT EATING FISH KEPT**

| <b>REASONS FOR NOT EATING FISH KEPT<sup>a</sup></b> | <b>NUMBER OF RESPONSES</b> | <b>% OF RESPONSES</b> |
|---|----------------------------|-----------------------|
| Pollution/water quality concerns                    | 14                         | 34%                   |
| Depends on species caught <sup>b</sup>              | 14                         | 34%                   |
| Don't like/don't eat fish                           | 11                         | 27%                   |
| Too time-consuming or don't like to fillet          | 1                          | 2%                    |
| Regulations for large catfish don't permit          | 1                          | 2%                    |
| <b>TOTALS</b>                                       | <b>41</b>                  | <b>100%</b>           |

<sup>a</sup> = excluding those anglers who practice "catch and release"

<sup>b</sup> = seven respondents will eat only walleye



Results from a survey of anglers on the Red and Assiniboine rivers within Winnipeg in 1994 indicated that a slightly higher proportion of anglers on both rivers did not eat the fish they kept (57% to 59%; Kitch 1994; ref. [Table 4-12](#)).

For this 1994 study, anglers on the north section of the Red River responded most strongly that “pollution” was the reason they don’t eat the fish (98%), followed by anglers on the south section of the Red River (84%), then anglers on the Assiniboine River (68%) (Kitch 1994).

During this same survey (Kitch 1994), anglers along the Red and Assiniboine rivers were asked to rank the importance of a list of nine items that would “improve your enjoyment of fishing in Winnipeg’s rivers”. The “improve water quality” selection was given the highest importance rank (i.e., 5 = important, 0 = not important) by approximately 76% to 88% of respondents (n = 269). This same question was included in a mail-in angler questionnaire conducted by DNR in 1994 (Scaife 1995). The “improve water quality” selection was again ranked as the most important factor in improving angler enjoyment of fishing on Winnipeg’s rivers (total respondents = 71; ref. Scaife 1995).

### Angler Questionnaire Results

For the angler questionnaire survey conducted in 1999, responses to the question “do you eat the fish you keep?” indicated that 76% of respondents (n = 141) eat the fish they keep and 24% (n = 45) do not. Compared to the results of a 1994 angler survey (Kitch 1994; ref. [Table 4-12](#)), it appears that significantly more anglers now eat the fish they keep.

For the 1999 study, 35% of respondents who provided a reason for not eating the fish they keep (n = 15) cited perceived water quality or pollution concerns (ref. [Table 4-13](#)). [Table 4-14](#) lists other reasons respondents gave for not eating the fish they keep.

Results of a mail-in questionnaire survey conducted by DNR in 1994 indicated that 74% of respondents do not eat the fish they catch (total respondents = 70; Scaife 1995). Of those respondents who gave a reason for not eating the fish they caught (n = 47) 11% (n = 5) indicated they practice “catch and release”. [Table 4-14](#) lists other reasons the remaining 42 respondents gave for not eating the fish they caught in Winnipeg’s rivers.

**TABLE 4-12**

**RESPONSES TO THE QUESTION "DO YOU EAT THE FISH YOU CATCH"  
FROM A 1994 SURVEY OF ANGLERS IN THE CITY OF WINNIPEG (after; Kitch 1994)**

|   | <b>"YES"</b> | <b>"NO"</b> |
|---|--------------|-------------|
| North Red River<br>(Forks to N. Perimeter Bridge)   | 41%          | 59%         |
| South Red River<br>(Forks to S. Perimeter Bridge)   | 43%          | 57%         |
| Assiniboine River<br>(Forks to W. Perimeter Bridge) | 42%          | 58%         |

n = 269 respondents (Kitch 1994)

**TABLE 4-13**

**ANGLER QUESTIONNAIRE RESPONDENTS'  
REASONS FOR NOT EATING THE FISH THEY KEEP<sup>a</sup>**

| <b>REASONS FOR NOT EATING<br/>FISH CAUGHT<sup>b</sup></b> | <b>NUMBER OF<br/>RESPONSES</b> | <b>% OF<br/>RESPONSES</b> |
|---|--------------------------------|---------------------------|
| Pollution/water quality concerns                          | 15                             | 35%                       |
| Don't like/don't eat fish                                 | 10                             | 23%                       |
| Won't eat/don't like fish from Red River                  | 8                              | 19%                       |
| Too time-consuming or don't like to fillet                | 3                              | 7%                        |
| Can't fillet  | 3                              | 7%                        |
| Mercury concerns in fish                                  | 2                              | 5%                        |
| "Need more information"                                   | 1                              | 2%                        |
| Unsure of regulations                                     | 1                              | 2%                        |
| <b>TOTALS</b>   | <b>43</b>                      | <b>100%</b>               |

<sup>a</sup> = data from questionnaire survey conducted from this study in 1999

<sup>b</sup> = excluding those anglers who practice "catch and release"

TABLE 4-14

DNR 1994 ANGLER QUESTIONNAIRE RESPONDENTS'  
REASONS FOR NOT EATING THE FISH THEY KEEP (Scaife 1995)

| REASONS FOR NOT EATING FISH CAUGHT <sup>a</sup>           | NUMBER OF RESPONSES | % OF RESPONSES |
|---|---------------------|----------------|
| Pollution/water quality concerns                          | 27                  | 64%            |
| Concerned about quality of fish                           | 7                   | 17%            |
| Fish species you can catch in City's rivers not desirable | 4                   | 10%            |
| Don't like/don't eat fish                                 | 2                   | 5%             |
| Don't know how to prepare fish                            | 2                   | 5%             |
| <b>TOTALS</b>   | <b>42</b>           | <b>100%</b>    |

<sup>a</sup> = excluding those anglers who practice "catch and release"

Results of the mail-in questionnaire survey conducted by DNR in 1994 also indicated that of the 68% of licenced angler respondents who did not fish within the City of Winnipeg perimeter (total respondents = 225), 61% cited concern about the rivers' water quality (Scaife 1995).

#### **4.1.5 Economic Importance of the Red and Assiniboine River Sport Fisheries**

Results of the angler questionnaires from 1999 indicate that approximately 31% (\$71,826) of total fishing-related expenditures (\$231,621) were spent fishing on the Red and Assiniboine rivers by people who spent some time fishing in 1998 within the survey area (ref. **Figure 4-8** for survey areas; ref. **Table 4-15 and Appendix G, Table G-12**).

Results of this study's 1999 angler questionnaire indicate an average of \$1,182 was spent per angler on fishing in Manitoba in 1998 (ref. **Table 4-15**).

Results of a joint DNR/DFO mail-in questionnaire survey conducted in 1995 indicated a much lower average resident angler expenditure amount on fishing in Manitoba (\$397; DNR 1995). Data regarding the number of respondents who answered expenditure questions for that survey is not available, nor is information available on the proportion of expenditures related to fishing on the Red and/or Assiniboine rivers. However, results from this study's angler questionnaire indicate that an average of \$368 was spent per angler on fishing in the Red or Assiniboine rivers in 1998 (ref. **Table 4-15**).

## **4.2 BAIT FISHERY**

The following results include bait fishing information from six of the eight bait fishers licenced to commercially fish for bait from the Red River. Most of the bait fishers on the Red River are the same fishers that have renewed their licences year after year for at least the past ten years. Therefore, the bait fishing effort on the Red River likely hasn't changed significantly during at least the past decade (Scaife *pers. comm.* 1999). There are no licenced bait fishers fishing for bait fish along the mainstream of the Assiniboine River.

TABLE 4-15

ANGLER QUESTIONNAIRE RESPONDENTS' EXPENDITURES ON FISHING

|         | 1998 EXPENDITURES ON FISHING PER HOUSEHOLD |   |
|---------|--|---|
|         | In Manitoba (Total)                        | Only on the Red and/or Assiniboine Rivers |
| Total   | \$231,621                                  | \$71,826                                  |
| Average | \$ 1,182                                   | \$ 368                                    |

n = 196 respondents

## **4.2.1 Harvesting Pressure on the Red River**

### **4.2.1.1 Bait Fishing Effort**

In terms of bait fishing effort (days spent bait fishing each year), the six bait fishers interviewed spent a total of 412 days bait fishing on the Red River between May and October each year (ref. [Appendix K, Table K-1](#)). Additionally, three bait fishers had employees fishing from a separate boat at the same time, thereby doubling the effort of these individual bait fishers. Therefore, the total bait fishing effort for all bait fishers including employees' efforts was 639 bait fishing days each year (ref. [Appendix K, Table K-1](#)).

To provide an estimate for the total number of bait fishing days for all licenced bait fishers on the Red River, the number of bait fishing days for the two remaining bait fishers not interviewed can be estimated by assuming the two bait fishers fished approximately the average number of bait fishing days spent by the six interviewed bait fishers (and assuming no additional employee-run boats for the remaining bait fishers). The average number of days spent bait fishing on the Red River for the six interviewed bait fishers is 69 days. Therefore, an estimate of the total number of bait fisher days for all licenced bait fishers on the Red River is approximately 777 days.

### **4.2.1.2 Total Catch**

The total production (number of 170g cartons) from the Red River in 1998 of the six interviewed bait fishers was 108,825 cartons of bait fish (ref. [Appendix K, Table K-2](#)). The average number of bait fish per carton is approximately 45 fish (Kaplan *pers. comm.* 2000). Therefore, an estimate of the total number of bait fish caught in 1998 by the six bait fishers interviewed was 4,897,125 fish (ref. [Appendix K, Table K-2](#)).

To provide a total catch estimate for all licenced bait fishers on the Red River for 1998, the total catch for the two other bait fishers not interviewed can be estimated by assuming the other two bait fishers caught the average number of fish caught by the six interviewed bait fishers. Therefore, an estimate of the total Red River catch for all licenced bait fishers in 1998 is 6,529,500 bait fish.

#### **4.2.1.3 Frequency of Species Caught**

The proportion of different species caught by bait fishers is not typically known with a reasonable degree of certainty. Three of the interviewed bait fishers identified either all or the majority of their catch as “shiners” (ref. Appendix K, Table K-3). One bait fisher identified all of his catch as sand shiners, with another bait fisher identifying all of his catch as emerald shiners. These two bait fishers fished the same areas in similar proportions although they each used different gear (ref. Appendix K, Tables K-1 and K-3). Also, the proportion of each type of minnows caught only in the Red River is not known. Therefore an estimate of the numbers of each species caught in the Red River cannot be provided. The one bait fisher who identified the proportions of his catch to species spent 80% of his time fishing in the Red River and caught 90% emerald shiners, 7% spottail shiners and 3% tullibee (ref. Appendix K, Tables K-1 and K-3). Given the range and habitat preference of these species (ref. Scott and Crossman 1985), it is likely that emerald shiners and spottail shiners make up the majority of bait fishers catch in the areas of the Red River fished by bait fishers.

#### **4.2.2 Spacial Distribution of Bait Fishing Effort**

All of the six interviewed bait fishers fish the reach of the Red River north of Selkirk with two of the six bait fishers fishing from Breezy Point north to Lake Winnipeg (ref. Appendix K, Table K-1 and Figure 1-1). The average percentage of total bait fishing time spent on the Red River was 70% (range = 45% to 100%) for the six interviewed bait fishers (ref. Appendix K, Table K-1). The remaining bait fishing time for all bait fishers is typically spent on Lake Winnipeg, with one bait fisher occasionally fishing on Fairford River (up to 25% of time, depending on the year).

#### **4.2.3 Seasonal Distribution of Bait Fishing Effort**

Bait fishing season typically extends from May through to October each year. All of the six bait fishers interviewed indicated that the majority of their catch was caught in June (i.e., June was ranked #1 in terms of “importance”; ref. Table 4-16). The next most important month for bait fishing was May with the least important month for bait fishing being October. The month of



TABLE 4-16

THE RELATIVE IMPORTANCE OF EACH MONTH  
FOR BAIT FISHING ON THE RED RIVER

| BAIT<br>FISHER # | IMPORTANCE RANK FOR EACH MONTH <sup>a</sup> |            |            |            |            |            |
|------------------|---|------------|------------|------------|------------|------------|
|                  | MAY   | JUNE       | JULY       | AUGUST     | SEPTEMBER  | OCTOBER    |
| 1                | 2   | 1          | 5          | 3          | 4          | 6          |
| 2                | 5   | 1          | 5          | 2          | 3          | 6          |
| 3                | 2   | 1          | 2          | 3          | 3          | 4          |
| 4                | 2   | 1          | 2          | 3          | 3          | 4          |
| 5                | 2   | 1          | 3          | 3          | 4          | 6          |
| 6                | 1   | 1          | 4          | 3          | 2          | 6          |
| <b>Totals</b>    | <b>14</b>                                   | <b>6</b>   | <b>21</b>  | <b>17</b>  | <b>19</b>  | <b>32</b>  |
| <b>Average</b>   | <b>2.3</b>                                  | <b>1.0</b> | <b>3.5</b> | <b>2.8</b> | <b>3.2</b> | <b>5.3</b> |

<sup>a</sup> = where 1 is most important and 6 is least important (note that some respondents gave the same rank to more than one month)

July is the second least important month for bait fishing with most bait fishers noting during the interviews that most minnows move to deeper, cooler water during mid-summer.

#### **4.2.4 Bait Fisher Perception of the Bait Fishery**

Although not specifically indicated on the bait fisher phone interview script (ref. [Appendix C](#)), bait fishers were asked about their bait fishing success on the Red River over the years they have been bait fishing. Opinions were variable regarding bait fishers harvesting success over the years they have bait fished (ref. [Table 4-17](#)). However, three of the five bait fishers that were asked about their trend in fishing success indicated that their bait fishing success has remained about the same. One bait fisher who has been bait fishing annually for 55 years indicated that his bait fishing success has generally improved over the years he has been bait fishing. Two of five bait fishers indicated that fishing success depended on water levels and weather/water temperatures (ref. [Table 4-17](#)).

#### **4.2.5 Economic Importance of the Red River Bait Fishing Industry**

The total revenue obtained from bait fishing on the Red River in 1998 by the six bait fishers interviewed was \$130,055, with the average income being \$21,676 (range: \$55 to \$72,500; ref. [Appendix K, Table K-2](#)).

The total revenue from all bait fishers who fish on the Red River can be estimated by assuming the other two bait fishers not interviewed earned the average revenue calculated from the six bait fishers interviewed (ref. [Appendix K, Table K-2](#)). Therefore, an estimate of the total revenue obtained from bait fishing on the Red River in 1998 is approximately \$173,400.

The estimated total revenue for bait sales in all of Manitoba for the 1998/99 fiscal year was \$688,500 (includes sales of live and frozen bait fish, and leaches; Scaife *pers. comm.* 2000). Therefore, the estimated bait fishing revenue generated on the Red River within the study area is approximately 25% of the total estimated bait fishing revenue in Manitoba.

TABLE 4-17

**BAIT FISHERS' PERCEPTION OF THEIR BAIT FISHING SUCCESS ON THE RED RIVER**

| BAIT FISHER SURVEY # | GENERAL OPINION OF BAIT FISHING SUCCESS |            |                        | YEARS BAIT FISHING | COMMENTS   |
|----------------------|---|------------|------------------------|--------------------|--|
|                      | INCREASING                              | DECREASING | STAYING ABOUT THE SAME |                    |  |
| 1                    |   | √          |                        | 9                  | First 3 to 4 years good. After that, not so good. Has been dropping off gradually over past 9 years.                                       |
| 2                    |   |            | √                      | 15                 | Staying about the same over past 15 years.   |
| 3                    | √                                       |            |                        | 55                 | Has improved over past 55 years in general; never any shortage of minnows.   |
| 4                    |   | √          | √                      | 12                 | Last 3-4 years productivity has been down a bit but depends on water levels and weather; previous years, no real trend, plenty of minnows. |
| 5                    |   |            | √                      | 10                 | Has been staying about the same, really depends on water level changes and water temperatures.   |

Note: Did not speak directly to bait fisher #6 (survey questions from Appendix C were answered by his wife. Therefore, an opinion on bait fishing success was not obtained from bait fisher #6).

## 5. IMPLICATIONS OF RESULTS

### 5.1 RELATIVE IMPACT TO FISH POPULATIONS

Angler questionnaire results show that the reach of the Red River within the study area (ref. [Figure 1-1](#)) receives approximately 6 to 7 times more harvesting pressure in terms of angler-days with the majority of angler-days (approximately 62%) spent in the Lockport area [20 km](#) downstream of the City of Winnipeg (data from this study and DNR 1995; ref. [Figure 4-7](#)). This disproportionate number of angler-days spent on the Red River correlates with a significantly larger proportion of fish angled from the Red River compared to the Assiniboine River. Manitoba Conservation data from a questionnaire survey of anglers conducted in 1995 estimate that approximately seven times more fish are caught in the Red River than the Assiniboine River (Wall *pers. comm.* 1999). Regarding forage fish species, licenced bait fishing only occurs upstream of Lockport within the study area.

Although proportionally more fish are caught in the Red River compared to the Assiniboine River each year, the Red River also provides significantly more fish habitat area within the study area and therefore likely supports much larger fish populations, although estimate ranges of total fish populations in the two rivers within the study area cannot be accurately determined with existing data (Remnant *pers. comm.* 2000).

Although a certain proportion of the fish populations in both rivers are caught each year by anglers, it is unlikely that all fish caught are removed from the populations since certain proportions of fish caught are subsequently released. Results of this and other studies indicate that, overall, the majority of fish caught by anglers on the Red and Assiniboine rivers are released (approximate range 81% to 86%; refer to this study's angler questionnaire results and DNR/DFO 1995 questionnaire data [[Wall pers. comm. 1999 in Section 4.1.1.3](#)]). Observations of anglers during on-site angler surveys along these rivers suggest that most fish are immediately released rather than held in live wells since approximately 81% to 94% of anglers along these rivers fish from shore, docks or other structures rather than boats (ref. [Appendices D to F](#) and Kitch 1994) and do not have live well storage with them as opposed to some fishing boats. Immediate release of angled fish may increase probability of released fish survival. A

certain proportion of fish that are caught then released by angling likely die as a result of injury and stress.

The few studies that have investigated mortality rates resulting from catch and release angling suggest that mortality rates vary considerable and are influenced by factors such as fish species, size of fish, type of bait (especially size and type of hook), angling time, season and air temperature (e.g., Carbines 1999; Thompson *et al.* 1999; Bettoli and Osborne 1998; Lukacovic and Uphoff 1998; Nelson 1998). Therefore, the mortality rates for fish caught and released in the Red and Assiniboine rivers cannot be accurately estimated. Although all forage fish species caught by bait fishers are removed from the population, no population studies of forage fish in the Red River are available. Therefore the proportion of forage fish removed annually from the Red River cannot be estimated.

There is also a species bias regarding fish that are removed from the Red and Assiniboine rivers by angling and bait fishing practices. Anglers catch proportionately more catfish species, walleye and freshwater drum than any other fish species. Walleye are more commonly kept than the other most commonly caught species (ref. [Section 4.1.1.3](#) and [Tables 4-4 and 4-7](#)). Bait fishers primarily remove two species of forage fish (emerald shiners and spottail shiners; ref. [Section 4.2.1](#)). Since the various fish species that occur in the Red and Assiniboine river systems occupy different “niches” in these two riparian ecosystems it is likely that any “significant” disruption or shift in any one species population will likely affect other species populations to varying degrees. Results of the various Red and Assiniboine river angler surveys that have been done to date provide no evidence to suggest any significant impact has occurred to fish populations as a result of sport or bait fishing.

## 5.2 RELATIVE HEALTH OF THE FISHING INDUSTRY

It is assumed that any significant decrease in key fish species populations would affect the numbers of anglers and bait fishers willing to spend time and other resources fishing on these rivers and would thus negatively affect the overall perceived “health” of the fishing industry. The relative “health” of the fishing industry on the Red and Assiniboine rivers is closely related to the

overall “health” of fish populations and is gauged primarily by changes in overall fishing effort each year and sport and bait fishers’ perceptions of their fishing success over time.

Regarding the sport fishing industry on the Red and Assiniboine rivers, results of Manitoba Conservation angler surveys conducted every five years since 1985 have indicated increased angler effort (in terms of angler-days) during the 1990s in the southern designated sport fishing area of Manitoba which includes the Red and Assiniboine rivers (ref. [Figure 4-1](#)). Bait fishing efforts by licenced bait fishers on the Red River have remained relatively stable over the past 10 years (Scaife *pers. comm.* 1999).

In general, angler perceptions of their fishing success and the quality of fishing along the Red and Assiniboine rivers since 1994 have been primarily described as “increasing or staying about the same” for fishing success and “good” to “excellent” for quality of fishing (ref. [Section 4.1.4.1](#)). Only one bait fisher indicated an overall decrease in bait fishing success with four bait fishers indicating an overall increase in success, or their bait fishing success has remained about the same (ref. [Table 4-17](#)).

This study’s assessment of angler and bait fishers’ perception of their fishing success over time suggests that there is no overall negative trend in fishing success even though many anglers remain concerned about river water quality (ref. [Section 4.1.4.2](#)). In general, the “health” of the fishing industry appears to be stable, suggesting that fish populations are also generally stable.

### **5.3 IMPLICATIONS REGARDING AMMONIA CONTROL**

Although no conclusions can be made regarding possible effects of ammonia discharges from City WPCCs on fish populations or angler and bait fishing success, results of this study and previous angler surveys indicate that key sport and bait fish populations have remained relatively stable for at least the past six years.

Overall, the results of this resource harvesting study of the Red and Assiniboine rivers indicate that the sport and bait fisheries of the study area appear healthy and display no patterns which could be attributed to potential stresses such as ammonia discharges from the City’s WPCCs.

## 6. REFERENCES

### 6.1 LITERATURE CITED

Bettoli, P. W. and R.S. Osborne. 1998. Hooking mortality and behaviour of striped bass following catch and release angling. *North American Journal of Fisheries Management*. 18:609-615.

Carbines, G.D. 1999. Large hooks reduce catch-and-release mortality of blue cod (*Parapercis colias*) in the Marlborough Sounds of New Zealand. *North American Journal of Fisheries Management*. 19:992-998.

Lukacovic, R. and J.H. Uphoff, Jr. 1998. Hook location, fish size, and season as factors influencing catch-and-release mortality of striped bass caught with bait in Chesapeake Bay. Abstract from poster presentation at the 1998 American Fisheries Society Annual Meeting. <http://www.fisheries.org/annual98/program/post7.htm>.

Manitoba Department of Natural Resources (DNR). 1995. Sport Fishing in Manitoba (1995). Winnipeg, Manitoba.

Nelson, K.L. 1998. Catch-and-release mortality of striped bass in the Roanoke River, North Carolina. *North American Journal of Fisheries Management*. 18:25-30.

Phippen, K.W. and E.P. Bergersen. 1991. Accuracy of a roving creel survey's harvest estimate and evaluation of possible sources of bias. *American Fisheries Society Symposium*. 12:51-60.

Pollock, K.H., C.M. Jones and T.L. Brown. 1994. Angler Survey Methods and Their Applications in Fisheries Management. *American Fisheries Society Special Publication 25*. American Fisheries Society, Bethesda, Maryland, U.S.A.

Scaife, B. 1995. Licenced Angler Survey: Red and Assiniboine Rivers in Winnipeg. Department of Natural Resources, Fisheries Branch. April 25, 1995.

Scott, W.B. and E.J. Crossman. 1985. *Freshwater Fishes of Canada*. Fisheries Research Board of Canada, Ottawa. Bulletin #184.

TetrES Consultants Inc. 1999. Phase 1 Technical Memorandum for Red and Assiniboine Ammonia Criteria Study. Technical Memorandum #RH1.1. Significance of Sport and Bait Fisheries on the Red and Assiniboine Rivers in Winnipeg Region. Report for the City of Winnipeg Water and Waste Department. April 1999.

Thompson, J.A., S.G. Huges, E.B. May and R.M. Harrell. 1999. Effects of catch and release on physiological responses and acute mortality of striped bass, *Morone saxatilis*. Abstract from presentation at the 1999 Southern Division of the American Fisheries Society Midyear Meeting held in Chattanooga, Tennessee. <http://www.sdafs.org/meetings/99sdafs/posters>.

## 6.2 PERSONAL COMMUNICATIONS

Kaplan, Bill. Ernie's Gun and Tackle. Winnipeg, Manitoba. Phone conversation with Marlene Gifford, TetrES Consultants Inc., Winnipeg, Manitoba. February 1, 2000.

McKay, Stewart. Owner and Operator of "Cats on the Red" sport fishing outfitter/guide business, Lockport, Manitoba. Phone conversation with Marlene Gifford, TetrES Consultants Inc. Winnipeg, Manitoba. January 26, 2000.

Remnant, Richard. North/South Consultants Inc., Winnipeg, Manitoba. Facsimile to Marlene Gifford, TetrES Consultants Inc., Winnipeg, Manitoba. February 8, 2000.

Scaife, Barbara. Manitoba Department of Natural Resources (Presently: Manitoba Conservation), Fisheries Branch, Winnipeg, Manitoba. Meeting with Marlene Gifford, TetrES Consultants Inc., Winnipeg, Manitoba. January 21, 1999.

Scaife, Barbara. Manitoba Conservation, Fisheries Branch, Winnipeg, Manitoba. Phone conversation with Marlene Gifford, TetrES Consultants Inc., Winnipeg, Manitoba. February 16, 2000.

Sonsini, Lewis. Department of Fisheries and Oceans, Ottawa, Canada. Facsimile to Marlene Gifford, TetrES Consultants Inc., Winnipeg, Manitoba. February 11, 2000.

Wall, Carl. Angling Program Manager, Manitoba Conservation, Winnipeg, Manitoba. Unpublished Data from the joint federal/provincial fisheries database for the 1995 Manitoba Sport Fishery Survey provided at a meeting with Marlene Gifford, TetrES Consultants Inc., Winnipeg, Manitoba. January 21, 1999.



**APPENDIX A**

**ON-SITE ANGLER SURVEY FORM**

**SECTION 3 - ANGLER INFORMATION:**

15. Resident of Manitoba? Yes  No

If Yes, resident of Winnipeg? Yes  No

16. How many years have you been fishing on the Red and/or Assiniboine Rivers?  
\_\_\_\_\_ years

17. How would you describe your level of fishing expertise?

Very experienced  Experienced

Average  Beginner

***Thank you for your Input!***

Please return your completed questionnaire to the Urban Angling Partnership booth located on the 1st floor by the stage area.

If for any reason you cannot complete this questionnaire today, please complete it within the next few days and return to:

City of Winnipeg  
Angler Survey  
c/o TetrES Consultants Inc.  
603 - 386 Broadway  
Winnipeg, MB  
R3C 3R6

City  
Logo

*Self-addressed stamped envelopes are available on request.*

# CITY OF WINNIPEG ANGLER QUESTIONNAIRE FOR THE RED & ASSINIBOINE RIVERS

We are interested in your fishing experiences **ON THE RED AND/OR ASSINIBOINE RIVERS** in 1998:

**SECTION 1 - ANGLER EXPERIENCE:**

1. Using the "Angler Zone" map, check the boxes corresponding to the "Angler Zones" in which you've fished during 1998.

2. % fishing time in each angler zone:

Area A \_\_\_\_\_%

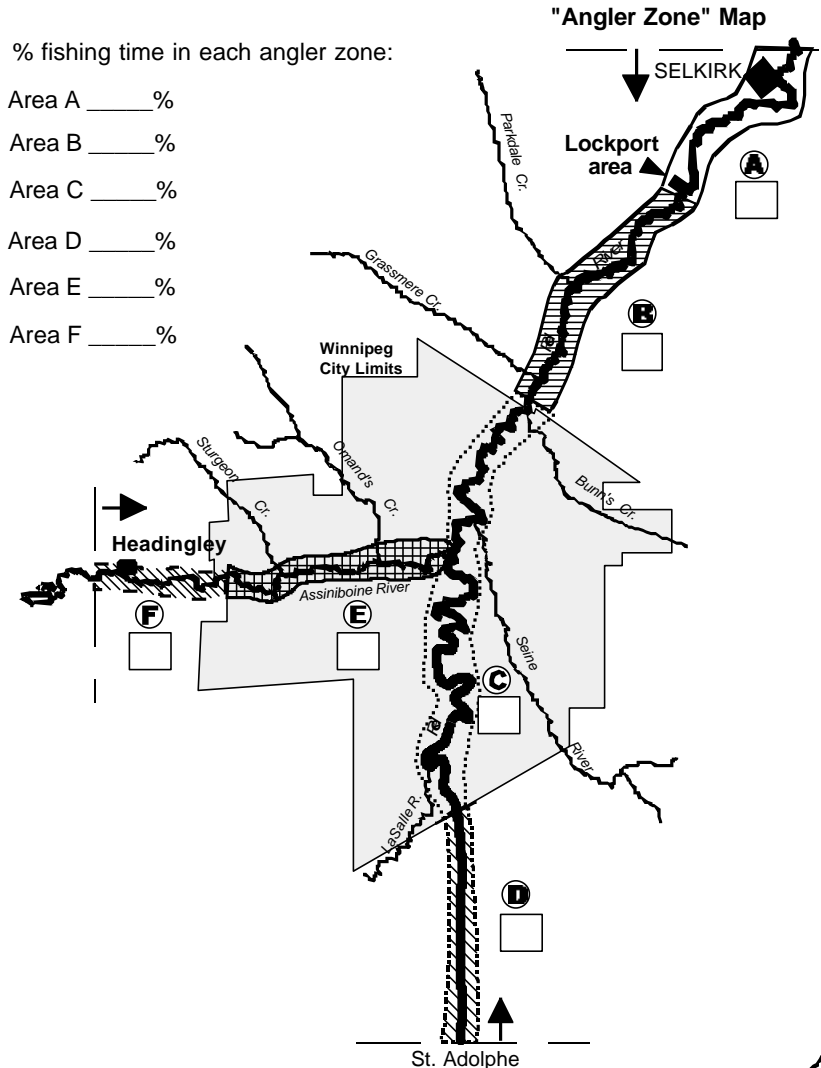
Area B \_\_\_\_\_%

Area C \_\_\_\_\_%

Area D \_\_\_\_\_%

Area E \_\_\_\_\_%

Area F \_\_\_\_\_%



City  
Logo

3. On Average, how many days do you spend fishing in Manitoba each year?  
 \_\_\_\_\_ days

4. # of days spent fishing on the Red and/or Assiniboine rivers within the  
 "Angler Zone" map area in 1998: \_\_\_\_\_ days

5. During which seasons do you fish on the Red River?

Spring (May-June)  Summer (July-Aug)   
 Fall (Sept-Oct)  Winter to early Spring (Nov-Apr)

6. During which seasons do you fish on the Assiniboine River?

Spring (May-June)  Summer (July-Aug)   
 Fall (Sept-Oct)  Winter to early Spring (Nov-Apr)

7. How would you rate fishing along the Red River?

Excellent  Good  Fair  Poor  No opinion

8. How would you rate fishing along the Assiniboine River?

Excellent  Good  Fair  Poor  No opinion

9. Which species do you usually fish for?

Walleye  Catfish  Goldeye  Pike   
 Perch  Freshwater drum (silver or sheepshead bass)   
 Other species \_\_\_\_\_ No preference (any species)

10. Which species did you usually catch in 1998?

Walleye  Catfish  Goldeye  Pike   
 Perch  Freshwater drum (silver or sheepshead bass)   
 Other species \_\_\_\_\_

11. In your opinion, the quality of fishing on the rivers in the City is:

Increasing  Decreasing   
 Staying about the same  No opinion

12. How often do you practice "catch-and-release"?

Always release  Usually   
 Sometimes  Rarely, I usually keep my catch

13. Do you eat the fish you keep?

Yes  No

If No, why? \_\_\_\_\_

**SECTION 2 - ECONOMIC ASSESSMENT:**

14. How much did you and other members of your household spend  
**IN MANITOBA** for recreational fishing in 1998?

What percentage of those amounts would you attribute to your time  
 spent fishing on the Red and/or Assiniboine rivers?

| 1998 EXPENDITURES ON FISHING  | AMOUNT SPENT<br>IN MANITOBA<br>(\$) | % ATTRIBUTED<br>TO FISHING ON<br>RED AND/OR<br>ASSINIBOINE RIVERS |
|---|-------------------------------------|---|
| Accommodation (hotel, motel, etc.)  |                                     |   |
| Campsite fees (private, provincial, etc.)   |                                     |   |
| Food (groceries, restaurant meals, alcoholic beverages)   |                                     |   |
| Travel costs within Manitoba for recreational fishing<br>vehicle expenses (including gas, repairs, rentals, etc.) |                                     |   |
| Personal boating costs (gas, repairs, launch/ramp fees,<br>moorage, insurance, etc.)                              |                                     |   |
| Boat rentals  |                                     |   |
| Fishing supplies (bait, line, tackle, etc.)   |                                     |   |
| Guide services  |                                     |   |
| Fishing licence fees  |                                     |   |

**APPENDIX B**

**ANGLER QUESTIONNAIRE**

**CITY OF WINNIPEG  
AMMONIA STUDY  
ON-SITE ANGLER SURVEY FORM**

Sample # \_\_\_\_\_

Survey Area: \_\_\_\_\_ Date: \_\_\_\_\_ Clerk: \_\_\_\_\_

Angler location: \_\_\_\_\_

Number in Party: \_\_\_\_\_ Sex: M \_\_\_\_\_ F \_\_\_\_\_

Age: <16 \_\_\_\_\_ 16-20 \_\_\_\_\_ 21-30 \_\_\_\_\_ 31-40 \_\_\_\_\_ 41-50 \_\_\_\_\_ 51-65 \_\_\_\_\_ >65 \_\_\_\_\_

Fishing From: Shore \_\_\_\_\_ Boat \_\_\_\_\_ Other \_\_\_\_\_

Angler/boat description: \_\_\_\_\_

Interview Start Time \_\_\_\_\_

Good morning/afternoon. We're doing a survey for the City of Winnipeg and I'd like to ask you some questions about your fishing trip.

1. Are you a resident of Manitoba? Yes \_\_\_\_\_ No \_\_\_\_\_  
If yes, where do you live in Manitoba? \_\_\_\_\_

2. When did you start your fishing trip today? \_\_\_\_\_

3. When do you expect to finish your fishing trip today? \_\_\_\_\_

4. What species are you primarily fishing for?

Walleye \_\_\_\_\_ Catfish \_\_\_\_\_ Pike \_\_\_\_\_ Perch \_\_\_\_\_

Freshwater drum (silver or sheepshead bass)

Other species \_\_\_\_\_ No preference (any species)

5a. How many fish and what kind of fish have you caught so far today? (Clerk fills out table provided)

5b. Which ones did you release, and which did you keep?

| SPECIES | # KEPT | # RELEASED | TOTAL |
|---------|--------|------------|-------|
|         |        |            |       |
|         |        |            |       |
|         |        |            |       |
|         |        |            |       |
|         |        |            |       |
|         |        |            |       |
|         |        |            |       |
|         |        |            |       |
|         |        |            |       |
|         |        |            |       |

6. Do you eat the fish you keep? Yes \_\_\_\_\_ No \_\_\_\_\_  
 If no, why? \_\_\_\_\_

7. How often do you usually fish on this river each year?  
 1 to 5 times \_\_\_\_\_ 6 to 10 times \_\_\_\_\_ 11 to 20 times \_\_\_\_\_ >20 times \_\_\_\_\_

8. How often do you usually fish on the (Assiniboine/Red River) each year?  
 1 to 5 times \_\_\_\_\_ 6 to 10 times \_\_\_\_\_ 11 to 20 times \_\_\_\_\_ >20 times \_\_\_\_\_

9. In your opinion, would you say your fishing success on this river has:  
 Increased \_\_\_\_\_ Decreased \_\_\_\_\_ Stayed about the same \_\_\_\_\_  
 no opinion \_\_\_\_\_

**Thank you for Taking the Time to Answer  
 These Questions.  
 HAVE A GOOD DAY FISHING!**

Interview end time \_\_\_\_\_

Comments: \_\_\_\_\_  
 \_\_\_\_\_  
 \_\_\_\_\_  
 \_\_\_\_\_

## **APPENDIX C**

### **BAIT FISHER PHONE INTERVIEW SCRIPT**

CITY OF WINNIPEG  
AMMONIA STUDY

BAIT FISHER PHONE INTERVIEW SCRIPT

DATE: \_\_\_\_\_ TIME: \_\_\_\_\_ PERSON CONTACTED \_\_\_\_\_

INTERVIEWER \_\_\_\_\_ PHONE NUMBER \_\_\_\_\_

Hello. May I speak with (Mr.) \_\_\_\_\_ please?

My name is \_\_\_\_\_, and I'm working with the City of Winnipeg regarding a study they're doing of the Red and Assiniboine Rivers. I received your name from the Department of Natural Resources who gave me permission to contact you to ask you about bait fishing. I understand you do some bait fishing on the Red River. Would you have time to answer a few questions about bait fishing on the Red River? The information you provide will be used by the City of Winnipeg as part of a larger study of Red and Assiniboine river conditions (e.g., water quality, state of the sport and bait fishery, etc.). Your name won't be associated with the information you give me.

**NOTE:** *If person seems to be reluctant, remind him of the importance of the study and that only about eight people bait fish on the Red River so his input is very important.*

1. How many years have you been bait fishing? \_\_\_\_\_

2. About how many days do you spend bait fishing each year? \_\_\_\_\_

3. What percentage of your bait fishing time is spent fishing in the Red River? \_\_\_\_\_

4. a) Do you have any employees that bait fish on the Red River for you?

Yes €

No €

b) If yes, how many days do they spend bait fishing on the Red River each year?

\_\_\_\_\_

5. Approximately where do you fish on the Red River? \_\_\_\_\_



**NOTE:** *Remind the bait fisher that the remaining questions can be answered for their entire catch, not just the catch from the Red River (if they fish in other waterbodies as well as the Red River).*

6. What was your total production for last year? (January 1<sup>st</sup> to December 31, 1998)  
 \_\_\_\_\_ cartons

7. What percentage of your total production was from the Red River?

8. What inventory did you have left as of December 31<sup>st</sup>, 1998? \_\_\_\_\_ cartons

9. Total revenue from your catch? \_\_\_\_\_

10a. During which months do you catch your bait fish? \_\_\_\_\_

10b. Do you know approximately what percent of your total production is captured  
 each of those months? Jan \_\_\_\_%, Feb \_\_\_\_% Mar \_\_\_\_%,  
 Apr \_\_\_\_%, May \_\_\_\_%, June \_\_\_\_%, July \_\_\_\_%, Aug \_\_\_\_%,  
 Sept \_\_\_\_%, Oct \_\_\_\_%, Nov \_\_\_\_%, Dec \_\_\_\_%

11. What method do you use to catch bait fish? \_\_\_\_\_  
 \_\_\_\_\_

12. What types of bait-fish do you typically catch?

| TYPES OF BAIT FISH CAUGHT? | % OF TOTAL CATCH |
|----------------------------|------------------|
|                            |                  |
|                            |                  |
|                            |                  |
|                            |                  |
|                            |                  |
|                            |                  |
|                            |                  |
|                            |                  |
|                            |                  |
|                            |                  |
|                            |                  |

***Thank-you very much for taking the time to answer these questions!***

## **APPENDIX D**

**DATA FROM LOCKPORT ANGLER SURVEY:  
MAY 16, 1999 (0930 to 1900 hours)**

**Table D-1 Lockport Angler Identification Data**

| Survey # | Number In Party* | # Male | # Female | Age of Participants |       |       |       |       |       |     | Fishing From: |      |       | Interview Start Time | Interview End Time | Length of Interview (mins) |      |
|----------|------------------|--------|----------|---------------------|-------|-------|-------|-------|-------|-----|---------------|------|-------|----------------------|--------------------|----------------------------|------|
|          |                  |        |          | <16                 | 16-20 | 21-30 | 31-40 | 41-50 | 51-65 | >65 | Shore         | Boat | Other |                      |                    |                            |      |
| 1        | 3                | 1      |          |                     | 1     |       |       |       |       |     |               | 1    |       |                      | 10:58              | 11:00                      | 0:02 |
| 2        | 3                | 1      |          |                     | 1     |       |       |       |       |     |               | 1    |       |                      | 11:01              | 11:03                      | 0:02 |
| 3        | 3                | 1      |          |                     | 1     |       |       |       |       |     |               | 1    |       |                      | 10:57              | 11:00                      | 0:03 |
| 4        | 2                | 1      |          |                     |       | 1     |       |       |       |     |               | 1    |       |                      | 11:04              | 11:06                      | 0:02 |
| 5        | 2                | 1      |          |                     |       | 1     |       |       |       |     |               | 1    |       |                      | 11:06              | 11:08                      | 0:02 |
| 6        | 1                | 1      |          |                     |       |       |       | 1     |       |     |               | 1    |       |                      | 11:25              | 11:26                      | 0:01 |
| 7        | 2                | 1      |          |                     |       |       | 1     |       |       |     |               | 1    |       |                      | 11:55              | 11:56                      | 0:01 |
| 8        | 2                |        | 1        |                     |       |       | 1     |       |       |     |               | 1    |       |                      | 11:56              | 11:57                      | 0:01 |
| 9        | 1                | 1      |          |                     |       |       | 1     |       |       |     |               | 1    |       |                      | 12:09              | 12:10                      | 0:01 |
| 10       | 4                | 4      |          |                     |       |       |       | 4     |       |     |               |      | 4     |                      | 12:38              | 12:40                      | 0:02 |
| 11       | 2                | 1      | 1        |                     |       | 2     |       |       |       |     |               | 2    |       |                      | 13:14              | 13:16                      | 0:02 |
| 12       | 1                | 1      |          |                     |       | 1     |       |       |       |     |               |      |       | 1                    | 13:38              | 13:40                      | 0:02 |
| 13       | 1                | 1      |          |                     | 1     |       |       |       |       |     |               | 1    |       |                      | 13:43              | 13:45                      | 0:02 |
| 14       | 1                | 1      |          |                     |       |       | 1     |       |       |     |               | 1    |       |                      | 13:48              | 13:50                      | 0:02 |
| 15       | 1                |        | 1        |                     |       | 1     |       |       |       |     |               | 1    |       |                      | 13:51              | 13:55                      | 0:04 |
| 16       | 1                | 1      |          |                     |       |       | 1     |       |       |     |               | 1    |       |                      | 14:00              | 14:06                      | 0:06 |
| 17       | 1                | 1      |          |                     |       |       | 1     |       |       |     |               | 1    |       |                      | 14:09              | 14:19                      | 0:10 |
| 18       | 1                | 1      |          |                     |       | 1     |       |       |       |     |               | 1    |       |                      | 14:21              | 14:23                      | 0:02 |
| 19       | 1                | 1      |          |                     | 1     |       |       |       |       |     |               | 1    |       |                      | 14:25              | 14:25                      | 0:00 |
| 20       | 1                | 1      |          |                     | 1     |       |       |       |       |     |               | 1    |       |                      | 14:28              | 14:29                      | 0:01 |
| 21       | 1                | 1      |          |                     |       | 1     |       |       |       |     |               | 1    |       |                      | 14:53              | 14:55                      | 0:02 |
| 22       | 1                | 1      |          |                     |       | 1     |       |       |       |     |               | 1    |       |                      | 14:56              | 14:57                      | 0:01 |
| 23       | 1                | 1      |          |                     |       |       |       |       |       |     |               | 1    |       |                      | 15:03              | 15:04                      | 0:01 |
| 24       | 3                | 3      |          |                     | 2     |       | 1     |       |       |     |               | 3    |       |                      | 15:07              | 15:09                      | 0:02 |
| 25       | 1                | 1      |          |                     |       | 1     |       |       |       |     |               | 1    |       |                      | 15:20              | 15:21                      | 0:01 |
| 26       | 1                | 1      |          |                     |       | 1     |       |       |       |     |               | 1    |       |                      | 15:44              | 15:45                      | 0:01 |
| 27       | 1                | 1      |          |                     |       | 1     |       |       |       |     |               | 1    |       |                      | 15:47              | 15:48                      | 0:01 |
| 28       | 1                | 1      |          |                     |       | 1     |       |       |       |     |               | 1    |       |                      | 15:55              | 15:56                      | 0:01 |
| 29       | 1                | 1      |          |                     |       | 1     |       |       |       |     |               | 1    |       |                      | 15:57              | 15:58                      | 0:01 |
| 30       | 1                | 1      |          |                     |       | 1     |       |       |       |     |               | 1    |       |                      | 15:59              | 16:00                      | 0:01 |
| 31       | 1                | 1      |          |                     |       | 1     |       |       |       |     |               | 1    |       |                      | 16:01              | 16:02                      | 0:01 |
| 32       | 5                | 4      | 1        |                     | 5     |       |       |       |       |     |               | 5    |       |                      | 16:08              | 16:11                      | 0:03 |

| Survey #       | Number In Party* | # Male    | # Female  | Age of Participants |           |           |          |          |          |          | Fishing From: |          |           | Interview Start Time | Interview End Time | Length of Interview (mins) |
|----------------|------------------|-----------|-----------|---------------------|-----------|-----------|----------|----------|----------|----------|---------------|----------|-----------|----------------------|--------------------|----------------------------|
|                |                  |           |           | <16                 | 16-20     | 21-30     | 31-40    | 41-50    | 51-65    | >65      | Shore         | Boat     | Other     |                      |                    |                            |
| 33             | 1                | 1         |           |                     | 1         |           |          |          |          |          |               |          | 1         | 16:13                | 16:14              | 0:01                       |
| 34             | 1                |           | 1         |                     | 1         |           |          |          |          |          |               |          | 1         | 16:17                | 16:19              | 0:02                       |
| 35             | 1                | 1         |           |                     | 1         |           |          |          |          |          |               |          | 1         | 16:21                | 16:22              | 0:01                       |
| 36             | 1                | 1         |           |                     | 1         |           |          |          |          |          |               |          | 1         | 16:24                | 16:25              | 0:01                       |
| 37             | 1                | 1         |           |                     | 1         |           |          |          |          |          |               |          | 1         | 16:26                | 16:27              | 0:01                       |
| 38             | 1                | 1         |           |                     | 1         |           |          |          |          |          | 1             |          |           | 16:48                | 16:50              | 0:02                       |
| 39             | 1                | 1         |           |                     | 1         |           |          |          |          |          | 1             |          |           | 16:51                | 16:52              | 0:01                       |
| 40             | 1                | 1         |           |                     |           |           | 1        |          |          |          | 1             |          |           | 16:57                | 16:58              | 0:01                       |
| 41             | 1                | 1         |           |                     |           | 1         |          |          |          |          | 1             |          |           | 16:59                | 17:00              | 0:01                       |
| 42             | 2                | 1         | 1         |                     |           | 2         |          |          |          |          | 2             |          |           | 17:08                | 17:09              | 0:01                       |
| 43             | 3                | 3         |           |                     | 2         | 1         |          |          |          |          | 3             |          |           | 17:24                | 17:25              | 0:01                       |
| 44             | 1                | 1         |           |                     | 1         |           |          |          |          |          | 1             |          |           | 17:31                | 17:33              | 0:02                       |
| 45             | 1                | 1         |           |                     | 1         |           |          |          |          |          | 1             |          |           | 17:35                | 17:36              | 0:01                       |
| 46             | 3                | 3         |           |                     | 2         | 1         |          |          |          |          | 3             |          |           | 17:39                | 17:40              | 0:01                       |
| 47             | 2                | 2         |           |                     | 2         |           |          |          |          |          | 2             |          |           | 17:43                | 17:44              | 0:01                       |
| 48             | 1                | 1         |           |                     | 1         |           |          |          |          |          |               |          | 1         | 17:50                | 17:51              | 0:01                       |
| 49             | 1                | 1         |           |                     | 1         |           |          |          |          |          |               |          | 1         | 17:48                | 17:48              | 0:00                       |
| 50             | 1                | 1         |           |                     | 1         |           |          |          |          |          |               |          | 1         | 17:57                | 17:59              | 0:02                       |
| 51             | 1                | 1         |           |                     | 1         |           |          |          |          |          |               |          | 1         | 17:59                | 18:00              | 0:01                       |
| 52             | 2                | 2         |           |                     | 1         |           |          | 1        |          |          |               |          | 1         | 18:05                | 18:06              | 0:01                       |
| 53             | 1                | 1         |           |                     |           |           |          | 1        |          |          | 1             |          |           | 18:15                | 18:16              | 0:01                       |
| 54             | 1                | 1         |           |                     |           |           |          |          | 1        |          | 1             |          |           | 18:19                | 18:20              | 0:01                       |
| 55             | 3                | 1         | 2         |                     |           | 3         |          |          |          |          | 3             |          |           | 18:23                | 18:24              | 0:01                       |
| 56             | 3                | 1         | 2         | 1                   | 1         | 1         |          |          |          |          | 3             |          |           | 18:28                | 18:30              | 0:02                       |
| 57             | 1                |           | 1         |                     | 1         |           |          |          |          |          | 1             |          |           | 18:33                | 18:35              | 0:02                       |
| <b>Totals</b>  | <b>-</b>         | <b>67</b> | <b>11</b> | <b>15</b>           | <b>28</b> | <b>18</b> | <b>8</b> | <b>7</b> | <b>1</b> | <b>0</b> | <b>62</b>     | <b>4</b> | <b>11</b> | <b>-</b>             | <b>-</b>           | <b>-</b>                   |
| <b>Average</b> |                  |           |           |                     |           |           |          |          |          |          |               |          |           |                      |                    | 0:01                       |

\* note that some anglers were interviewed as one party and some were interviewed separately

**Table D-2 Data From Lockport Angler Survey Question # 1**

| Survey # | Resident of Manitoba? |    | Where do you live in MB? |       |
|----------|-----------------------|----|--------------------------|-------|
|          | Yes                   | No | Winnipeg                 | Other |
| 1        | 1                     |    | 1                        |       |
| 2        | 1                     |    | 1                        |       |
| 3        | 1                     |    | 1                        |       |
| 4        | 1                     |    | 1                        |       |
| 5        | 1                     |    | 1                        |       |
| 6        | 1                     |    | 1                        |       |
| 7        | 1                     |    | 1                        |       |
| 8        | 1                     |    | 1                        |       |
| 9        | 1                     |    | 1                        |       |
| 10       |                       | 4  |                          |       |
| 11       | 2                     |    | 2                        |       |
| 12       | 1                     |    |                          | 1     |
| 13       | 1                     |    |                          | 1     |
| 14       | 1                     |    | 1                        |       |
| 15       | 1                     |    | 1                        |       |
| 16       | 1                     |    | 1                        |       |
| 17       | 1                     |    | 1                        |       |
| 18       | 1                     |    |                          | 1     |
| 19       | 1                     |    |                          | 1     |
| 20       | 1                     |    |                          | 1     |
| 21       | 1                     |    | 1                        |       |
| 22       | 1                     |    | 1                        |       |
| 23       | 1                     |    | 1                        |       |
| 24       | 3                     |    | 3                        |       |
| 25       | 1                     |    |                          | 1     |
| 26       | 1                     |    | 1                        |       |
| 27       | 1                     |    | 1                        |       |
| 28       | 1                     |    | 1                        |       |
| 29       | 1                     |    | 1                        |       |
| 30       | 1                     |    | 1                        |       |
| 31       | 1                     |    | 1                        |       |
| 32       | 5                     |    | 5                        |       |
| 33       | 1                     |    |                          | 1     |
| 34       | 1                     |    |                          | 1     |
| 35       | 1                     |    |                          | 1     |
| 36       | 1                     |    | 1                        |       |
| 37       | 1                     |    | 1                        |       |
| 38       | 1                     |    | 1                        |       |
| 39       | 1                     |    | 1                        |       |
| 40       | 1                     |    | 1                        |       |
| 41       | 1                     |    | 1                        |       |
| 42       | 2                     |    | 2                        |       |
| 43       | 3                     |    | 3                        |       |
| 44       | 1                     |    | 1                        |       |
| 45       | 1                     |    | 1                        |       |
| 46       | 3                     |    | 3                        |       |
| 47       | 2                     |    | 2                        |       |
| 48       | 1                     |    |                          | 1     |

| Survey #      | Resident of Manitoba? |          | Where do you live in MB? |           |
|---------------|-----------------------|----------|--------------------------|-----------|
|               | Yes                   | No       | Winnipeg                 | Other     |
| 49            | 1                     |          |                          | 1         |
| 50            | 1                     |          | 1                        |           |
| 51            | 1                     |          | 1                        |           |
| 52            | 2                     |          | 1                        |           |
| 53            | 1                     |          | 1                        |           |
| 54            | 1                     |          | 1                        |           |
| 55            | 3                     |          | 3                        |           |
| 56            | 3                     |          | 3                        |           |
| 57            | 1                     |          | 1                        |           |
| <b>Totals</b> | <b>74</b>             | <b>4</b> | <b>62</b>                | <b>11</b> |

**Table D-3 Data From Lockport Angler Survey Question #'s 2 and 3**

| Survey # | Start Time of Fishing Trip | Expected End Time of Fishing Trip | Expected Length of Fishing Trip (hours:mins effort per angler) | Number of Anglers surveyed | Total Angler Effort (hours) |
|----------|----------------------------|-----------------------------------|--|----------------------------|-----------------------------|
| 1        | 9:00                       | 12:00                             | 3:00   | 1                          | 3.00                        |
| 2        | 9:00                       | 12:00                             | 3:00   | 1                          | 3.00                        |
| 3        | 9:00                       | 12:00                             | 3:00   | 1                          | 3.00                        |
| 4        | 6:03                       | 11:04                             | 5:01   | 1                          | 5.00                        |
| 5        | 6:00                       | 11:00                             | 5:00   | 1                          | 5.00                        |
| 6        | 9:00                       | 17:00                             | 8:00   | 1                          | 8.00                        |
| 7        | 10:00                      | 12:00                             | 2:00   | 1                          | 2.00                        |
| 8        | 10:00                      | 12:00                             | 2:00   | 1                          | 2.00                        |
| 9        | 9:15                       | 12:10                             | 2:55   | 1                          | 3.00                        |
| 10       | 9:00                       | 18:00                             | 9:00   | 4                          | 36.00                       |
| 11       | 11:00                      | 13:15                             | 2:15   | 2                          | 4.50                        |
| 12       | 12:45                      | 14:45                             | 2:00   | 1                          | 2.00                        |
| 13       | 13:00                      | 15:00                             | 2:00   | 1                          | 2.00                        |
| 14       | 12:00                      | 17:00                             | 5:00   | 1                          | 5.00                        |
| 15       | 12:00                      | 21:00                             | 9:00   | 1                          | 9.00                        |
| 16       | 7:00                       | 21:00                             | 14:00  | 1                          | 14.00                       |
| 17       | 7:30                       | 21:00                             | 13:30  | 1                          | 13.50                       |
| 18       | 8:00                       | 19:30                             | 11:30  | 1                          | 11.50                       |
| 19       | 9:30                       | 14:25                             | 4:55   | 1                          | 5.00                        |
| 20       | 8:15                       | 20:00                             | 11:45  | 1                          | 11.75                       |
| 21       | 14:00                      | 18:00                             | 4:00   | 1                          | 4.00                        |
| 22       | 14:00                      | 18:00                             | 4:00   | 1                          | 4.00                        |
| 23       | 14:00                      | 16:00                             | 2:00   | 1                          | 2.00                        |
| 24       | 11:30                      | 16:00                             | 4:30   | 3                          | 13.50                       |
| 25       | 15:00                      | 16:00                             | 1:00   | 1                          | 1.00                        |
| 26       | 8:30                       | 16:30                             | 8:00   | 1                          | 8.00                        |
| 27       | 14:00                      | 17:00                             | 3:00   | 1                          | 3.00                        |
| 28       | 14:00                      | 16:30                             | 2:30   | 1                          | 2.50                        |
| 29       | 9:00                       | 18:00                             | 9:00   | 1                          | 9.00                        |
| 30       | 14:00                      | 16:30                             | 2:30   | 1                          | 2.50                        |
| 31       | 14:00                      | 16:00                             | 2:00   | 1                          | 2.00                        |
| 32       | 15:00                      | 16:30                             | 1:30   | 5                          | 7.50                        |
| 33       | 12:30                      | 17:00                             | 4:30   | 1                          | 4.50                        |
| 34       | 12:30                      | 16:30                             | 4:00   | 1                          | 4.00                        |
| 35       | 12:30                      | 16:30                             | 4:00   | 1                          | 4.00                        |
| 36       | 16:00                      | 18:00                             | 2:00   | 1                          | 2.00                        |
| 37       | 16:00                      | 18:00                             | 2:00   | 1                          | 2.00                        |
| 38       | 15:00                      | 18:00                             | 3:00   | 1                          | 3.00                        |
| 39       | 15:00                      | 18:00                             | 3:00   | 1                          | 3.00                        |
| 40       | 15:00                      | 18:00                             | 3:00   | 1                          | 3.00                        |
| 41       | 15:00                      | 18:00                             | 3:00   | 1                          | 3.00                        |
| 42       | 14:30                      | 19:00                             | 4:30   | 2                          | 9.00                        |
| 43       | 15:15                      | 17:25                             | 2:10   | 3                          | 6.50                        |
| 44       | 14:00                      | 18:30                             | 4:30   | 1                          | 4.50                        |
| 45       | 14:00                      | 18:30                             | 4:30   | 1                          | 4.50                        |
| 46       | 15:15                      | 18:30                             | 3:15   | 3                          | 9.75                        |

| Survey #       | Start Time of Fishing Trip | Expected End Time of Fishing Trip | Expected Length of Fishing Trip (hours:mins effort per angler) | Number of Anglers surveyed | Total Angler Effort (hours) |
|----------------|----------------------------|-----------------------------------|--|----------------------------|-----------------------------|
| 47             | 13:00                      | 17:40                             | 4:40   | 2                          | 9.25                        |
| 48             | 16:45                      | 18:30                             | 1:45   | 1                          | 1.75                        |
| 49             | 16:45                      | 18:30                             | 1:45   | 1                          | 1.75                        |
| 50             | 16:00                      | 18:00                             | 2:00   | 1                          | 2.00                        |
| 51             | 16:00                      | 18:00                             | 2:00   | 1                          | 2.00                        |
| 52             | 9:45                       | 19:00                             | 9:15   | 2                          | 18.50                       |
| 53             | 15:00                      | 18:30                             | 3:30   | 1                          | 3.50                        |
| 54             | 17:30                      | 18:30                             | 1:00   | 1                          | 1.00                        |
| 55             | 16:00                      | 20:00                             | 4:00   | 3                          | 12.00                       |
| 56             | 15:00                      | 19:00                             | 4:00   | 3                          | 12.00                       |
| 57             | 15:00                      | 20:00                             | 5:00   | 1                          | 5.00                        |
| <b>Totals</b>  | -                          | -                                 | -  | <b>78</b>                  | <b>338.75</b>               |
| <b>Average</b> | -                          | -                                 | <b>4:22</b><br>(or about 4.4 hours)                            | -                          | -                           |



**Table D-4 Data From Lockport Angler Survey Question # 4**

| Survey # | Species Fishing For? |         |      |       |      |               | Other (count) | Other (species list) |
|----------|----------------------|---------|------|-------|------|---------------|---------------|----------------------|
|          | Walleye              | Catfish | Pike | Perch | Drum | No Preference |               |                      |
| 1        | 1                    |         | 1    |       |      |               |               |                      |
| 2        |                      | 1       |      |       |      |               |               |                      |
| 3        | 1                    |         | 1    |       |      |               |               |                      |
| 4        |                      |         |      |       |      | 1             |               |                      |
| 5        |                      |         |      |       |      | 1             |               |                      |
| 6        |                      | 1       |      |       |      |               |               |                      |
| 7        |                      |         |      |       |      | 1             |               |                      |
| 8        |                      |         |      |       |      | 1             |               |                      |
| 9        | 1                    |         |      |       |      |               |               |                      |
| 10       |                      | 4       |      |       |      |               |               |                      |
| 11       | 2                    |         |      |       |      |               |               |                      |
| 12       |                      |         |      |       |      | 1             |               |                      |
| 13       |                      |         |      |       |      | 1             |               |                      |
| 14       |                      |         |      |       |      | 1             |               |                      |
| 15       |                      |         |      |       |      | 1             |               |                      |
| 16       |                      |         |      |       | 1    |               | 1             | carp                 |
| 17       |                      |         |      |       | 1    |               | 1             | carp                 |
| 18       |                      |         |      |       |      | 1             |               |                      |
| 19       |                      |         |      |       |      | 1             |               |                      |
| 20       |                      |         | 1    |       |      |               |               |                      |
| 21       |                      | 1       |      |       |      |               |               |                      |
| 22       |                      | 1       |      |       |      |               |               |                      |
| 23       |                      |         |      |       |      | 1             |               |                      |
| 24       |                      |         |      |       |      | 3             |               |                      |
| 25       |                      | 1       |      |       |      |               |               |                      |
| 26       |                      | 1       |      |       |      |               |               |                      |
| 27       |                      |         |      |       |      | 1             |               |                      |
| 28       |                      |         |      |       |      | 1             |               |                      |
| 29       | 1                    |         |      |       |      |               |               |                      |
| 30       |                      |         |      |       |      | 1             |               |                      |
| 31       |                      |         |      |       |      | 1             |               |                      |
| 32       | 5                    |         |      |       |      |               |               |                      |
| 33       | 1                    |         |      |       |      |               |               |                      |
| 34       | 1                    |         |      |       |      |               |               |                      |
| 35       | 1                    |         |      |       |      |               |               |                      |
| 36       |                      |         |      |       |      | 1             |               |                      |
| 37       |                      |         |      |       |      | 1             |               |                      |
| 38       |                      | 1       |      |       |      |               |               |                      |
| 39       |                      | 1       |      |       |      |               |               |                      |
| 40       |                      |         |      |       |      | 1             |               |                      |
| 41       |                      |         |      |       |      | 1             |               |                      |
| 42       |                      |         |      |       |      | 2             |               |                      |
| 43       |                      |         |      |       |      | 3             |               |                      |
| 44       |                      |         |      |       | 1    |               |               |                      |
| 45       | 1                    |         |      |       |      |               |               |                      |

| Survey #      | Species Fishing For? |           |          |          |          |               |               | Other<br>(species list) |
|---------------|----------------------|-----------|----------|----------|----------|---------------|---------------|-------------------------|
|               | Walleye              | Catfish   | Pike     | Perch    | Drum     | No Preference | Other (count) |                         |
| 46            |                      |           |          |          |          | 3             |               |                         |
| 47            |                      |           |          |          |          | 2             |               |                         |
| 48            |                      |           |          |          |          | 1             |               |                         |
| 49            |                      |           |          |          |          | 1             |               |                         |
| 50            |                      | 1         |          |          | 1        |               | 1             | White Bass              |
| 51            |                      |           |          |          |          | 1             |               |                         |
| 52            |                      |           |          |          |          | 2             |               |                         |
| 53            |                      |           |          |          |          | 1             |               |                         |
| 54            |                      |           |          |          |          | 1             |               |                         |
| 55            |                      |           |          |          |          | 3             |               |                         |
| 56            |                      | 3         |          |          |          |               |               |                         |
| 57            |                      |           |          |          |          | 1             |               |                         |
| <b>Totals</b> | <b>15</b>            | <b>16</b> | <b>3</b> | <b>0</b> | <b>4</b> | <b>43</b>     | <b>3</b>      |                         |

**Table D-5 Data From Lockport Angler Survey Question # 5**

| Survey # | Fish Caught          |        |            |       |
|----------|----------------------|--------|------------|-------|
|          | Species <sup>a</sup> | # Kept | # Released | Total |
| 1        | Bullhead             |        | 1          | 1     |
| 2        | Bullhead             |        | 1          | 1     |
| 3        | Bullhead             |        | 3          | 3     |
| 4        | Bullhead             |        | 35         | 35    |
| 4        | Carp                 |        | 3          | 3     |
| 4        | Channel Cat          |        | 5          | 5     |
| 5        | Bullhead             |        | 35         | 35    |
| 5        | Channel Cat          |        | 5          | 5     |
| 6        |                      |        |            | 0     |
| 7        | Catfish              |        | 2          | 2     |
| 8        |                      |        |            | 0     |
| 9        | Channel Cat          |        | 9          | 9     |
| 10       | Channel Cat          |        | 4          | 4     |
| 11       |                      |        |            | 0     |
| 12       | Drum                 |        | 5          | 5     |
| 13       | Drum                 |        | 1          | 1     |
| 13       | N. Pike              |        | 1          | 1     |
| 14       | Big Mouth Buffalo    |        | 1          | 1     |
| 14       | Drum                 |        | 4          | 4     |
| 15       | Carp                 |        | 2          | 2     |
| 16       | Carp                 | 3      | 17         | 20    |
| 16       | Drum                 | 10     | 15         | 25    |
| 16       | Pike                 |        | 2          | 2     |
| 16       | White Bass           | 5      | 3          | 8     |
| 16       | White Sucker         | 2      |            | 2     |
| 17       | Carp                 | 3      | 17         | 20    |
| 17       | Drum                 | 5      | 25         | 30    |
| 17       | Pike                 | 2      | 2          | 4     |
| 17       | White Bass           | 5      | 5          | 10    |
| 18       | Drum                 |        | 8          | 8     |
| 18       | Pike                 |        | 3          | 3     |
| 18       | Walleye              |        | 1          | 1     |
| 18       | White Bass           |        | 4          | 4     |
| 19       | Carp                 |        | 1          | 1     |
| 19       | Drum                 |        | 8          | 8     |
| 19       | Pike                 |        | 2          | 2     |
| 20       | Carp                 |        | 1          | 1     |
| 20       | Drum                 |        | 8          | 8     |
| 20       | Pike                 | 2      |            | 2     |
| 21       | Bullhead             |        | 3          | 3     |
| 22       | Bullhead             |        | 1          | 1     |
| 23       | Bullhead             |        | 1          | 1     |
| 24       | Bullhead             |        | 1          | 1     |
| 24       | Channel Cat          |        | 1          | 1     |
| 25       |                      |        |            | 0     |
| 26       | Channel Cat          |        | 4          | 4     |
| 26       | Drum                 |        | 2          | 2     |
| 26       | White Bass           |        | 1          | 1     |
| 27       | Perch                |        | 1          | 1     |
| 28       | Drum                 |        | 1          | 1     |

| Fish Caught  |                      |           |            |            |
|--------------|----------------------|-----------|------------|------------|
| Survey #     | Species <sup>a</sup> | # Kept    | # Released | Total      |
| 28           | Pike                 |           | 1          | 1          |
| 29           | Channel Cat          |           | 6          | 6          |
| 29           | Drum                 |           | 6          | 6          |
| 29           | White Bass           |           | 4          | 4          |
| 30           |                      |           |            | 0          |
| 31           |                      |           |            | 0          |
| 32           | Drum                 | 1         |            | 1          |
| 32           | White Bass           | 5         |            | 5          |
| 33           | Carp                 |           | 2          | 2          |
| 33           | Drum                 |           | 5          | 5          |
| 34           | Drum                 |           | 2          | 2          |
| 35           | Carp                 |           | 1          | 1          |
| 35           | Drum                 |           | 4          | 4          |
| 35           | Sucker               |           | 2          | 2          |
| 36           |                      |           |            | 0          |
| 37           |                      |           |            | 0          |
| 38           | Channel Cat          |           | 3          | 3          |
| 39           |                      |           |            | 0          |
| 40           | Bullhead             |           | 2          | 2          |
| 41           | Bullhead             |           | 1          | 1          |
| 41           | Carp                 |           | 1          | 1          |
| 42           | Bullhead             |           | 4          | 4          |
| 42           | Stonecat             |           | 2          | 2          |
| 43           |                      |           |            | 0          |
| 44           | Bullhead             |           | 20         | 20         |
| 45           | Catfish (general)    |           | 15         | 15         |
| 45           | Drum                 |           | 1          | 1          |
| 46           | Catfish (general)    |           | 1          | 1          |
| 47           | Bullhead             |           | 28         | 28         |
| 47           | Sauger               |           | 1          | 1          |
| 48           |                      |           |            | 0          |
| 49           | Stonecat             |           | 1          | 1          |
| 50           | Stonecat             |           | 1          | 1          |
| 50           | Bullhead             |           | 1          | 1          |
| 51           | White Bass           |           | 1          | 1          |
| 52           | Bullhead             |           | 64         | 64         |
| 52           | Channel Cat          |           | 1          | 1          |
| 52           | Drum                 |           | 1          | 1          |
| 53           | Bullhead             |           | 2          | 2          |
| 54           |                      |           |            | 0          |
| 55           |                      |           |            | 0          |
| 56           | Carp                 |           | 1          | 1          |
| 56           | Stonecat             |           | 1          | 1          |
| 57           |                      |           |            | 0          |
| <b>Total</b> |                      | <b>43</b> | <b>441</b> | <b>484</b> |

a = note that bullheads, "catfish" and stonecats are categorized as "Other Catfish" in the report

**Table D-6 Data From Lockport Angler Survey Question # 6**

| Survey # | Do You Eat The Fish You Keep? |    |                                      |
|----------|-------------------------------|----|--------------------------------------|
|          | Yes                           | No | If No, Why?                          |
| 1        |                               | 1  | Too much work to fillet              |
| 2        |                               | 1  | Dirty water                          |
| 3        |                               | 1  | Water looks bad                      |
| 4        | 1                             | 1  | Depends on species, will eat walleye |
| 5        | 1                             | 1  | Depends on species                   |
| 6        |                               | 1  | Water quality concerns               |
| 7        |                               | 1  | Don't like fish                      |
| 8        |                               | 1  | Don't like fish                      |
| 9        | 1                             |    |                                      |
| 10       |                               | 4  | catch & Release                      |
| 11       | 2                             | 2  | depends on species                   |
| 12       |                               | 1  | poor water quality                   |
| 13       |                               | 1  | water quality (sewage)               |
| 14       |                               | 1  | catch & Release                      |
| 15       |                               | 1  | water quality (pollution)            |
| 16       | 1                             |    |                                      |
| 17       |                               | 1  | poor water quality                   |
| 18       |                               | 1  | Don't eat fish                       |
| 19       | 1                             | 1  | depends on species                   |
| 20       | 1                             | 1  | depends on species                   |
| 21       |                               | 1  | Regulations for Catfish              |
| 22       |                               | 1  | catch & Release                      |
| 23       |                               | 1  | poor water quality                   |
| 24       |                               | 3  | Don't like fish                      |
| 25       | 1                             |    |                                      |
| 26       | 1                             | 1  | eat only walleye                     |
| 27       |                               | 1  | catch & Release                      |
| 28       | 1                             | 1  | eat only walleye                     |
| 29       | 1                             |    |                                      |
| 30       |                               | 1  | don't like fish                      |
| 31       |                               | 1  | allergic (don't eat fish)            |
| 32       | 5                             |    |                                      |
| 33       |                               | 1  | poor water quality                   |
| 34       | 1                             | 1  | depends on species                   |
| 35       |                               | 1  | Pollution concerns                   |
| 36       |                               | 1  | vegetarian (don't eat fish)          |
| 37       |                               | 1  | allergic (don't eat fish)            |
| 38       |                               | 1  | Water quality                        |
| 39       |                               | 1  | Dirty water                          |
| 40       | 1                             |    |                                      |
| 41       |                               | 1  | Water quality concerns               |
| 42       | 2                             |    |                                      |
| 43       |                               | 1  |                                      |
| 44       | 1                             | 1  | Depends on species                   |
| 45       | 1                             |    |                                      |
| 46       | 3                             |    |                                      |
| 47       | 2                             |    |                                      |

| Do You Eat The Fish You Keep? |           |           |                       |
|-------------------------------|-----------|-----------|-----------------------|
| Survey #                      | Yes       | No        | If No, Why?           |
| 48                            | 1         |           |                       |
| 49                            | 1         |           |                       |
| 50                            |           | 1         | don't like fish       |
| 51                            | 1         | 1         | eat only walleye      |
| 52                            |           | 1         | Water quality (muddy) |
| 53                            |           | 1         | catch & Release       |
| 54                            |           | 1         | catch & Release       |
| 55                            | 3         | 3         | eat Walleye only      |
| 56                            |           | 3         | catch & Release       |
| 57                            | 1         |           |                       |
| <b>Total</b>                  | <b>35</b> | <b>54</b> |                       |

**Table D-7 Data From Lockport Angler Survey Question # 7**

| Survey # | How Often Do You Usually Fish On This River Each Year? |              |                |           |
|----------|--|--------------|----------------|-----------|
|          | 1 to 5 times   | 6 to10 times | 11 to 20 times | >20 times |
| 1        |  |              | 1              |           |
| 2        |  |              |                | 1         |
| 3        |  |              |                | 1         |
| 4        |  | 1            |                |           |
| 5        |  | 1            |                |           |
| 6        |  |              | 1              |           |
| 7        | 1  |              |                |           |
| 8        | 1  |              |                |           |
| 9        |  |              |                | 1         |
| 10       | 4  |              |                |           |
| 11       | 2  |              |                |           |
| 12       |  |              |                | 1         |
| 13       |  |              |                | 1         |
| 14       | 1  |              |                |           |
| 15       |  |              |                | 1         |
| 16       |  |              |                | 1         |
| 17       | 1  |              |                |           |
| 18       |  |              |                | 1         |
| 19       |  |              |                | 1         |
| 20       |  |              |                | 1         |
| 21       |  |              |                | 1         |
| 22       |  |              |                | 1         |
| 23       |  | 1            |                |           |
| 24       | 3  |              |                |           |
| 25       |  |              |                | 1         |
| 26       |  | 1            |                |           |
| 27       |  |              | 1              |           |
| 28       | 1  |              |                |           |
| 29       |  |              |                | 1         |
| 30       | 1  |              |                |           |
| 31       |  | 1            |                |           |
| 32       |  |              |                | 5         |
| 33       | 1  |              |                |           |
| 34       | 1  |              |                |           |
| 35       | 1  |              |                |           |
| 36       |  |              |                | 1         |
| 37       |  |              |                | 1         |
| 38       |  |              |                | 1         |
| 39       |  |              |                | 1         |
| 40       |  | 1            |                |           |
| 41       |  | 1            |                |           |
| 42       |  |              |                | 2         |
| 43       |  | 3            |                |           |
| 44       |  | 1            |                |           |
| 45       |  |              |                | 1         |
| 46       | 3  |              |                |           |
| 47       |  |              | 2              |           |
| 48       |  |              | 1              |           |

| Survey #      | How Often Do You Usually Fish On This River Each Year? |              |                |           |
|---------------|--|--------------|----------------|-----------|
|               | 1 to 5 times   | 6 to10 times | 11 to 20 times | >20 times |
| 49            |  |              | 1              |           |
| 50            |  | 1            |                |           |
| 51            |  | 1            |                |           |
| 52            |  |              |                | 2         |
| 53            | 1  |              |                |           |
| 54            | 1  |              |                |           |
| 55            |  |              |                | 3         |
| 56            |  |              |                | 3         |
| 57            | 1  |              |                |           |
| <b>Totals</b> | <b>24</b>  | <b>13</b>    | <b>7</b>       | <b>34</b> |



**Table D-8 Data From Lockport Angler Survey Question # 8**

| Survey # | How Often Do You Usually Fish On The Assiniboine Each Year? |              |                |           |
|----------|---|--------------|----------------|-----------|
|          | 1 to 5 times  | 6 to10 times | 11 to 20 times | >20 times |
| 1        |   |              |                |           |
| 2        |   |              |                |           |
| 3        |   |              |                |           |
| 4        |   |              |                |           |
| 5        |   |              |                |           |
| 6        |   |              |                |           |
| 7        |   |              |                |           |
| 8        |   |              |                |           |
| 9        |   |              |                |           |
| 10       |   |              |                |           |
| 11       |   |              |                |           |
| 12       |   |              |                |           |
| 13       |   |              |                |           |
| 14       | 1   |              |                |           |
| 15       | 1   |              |                |           |
| 16       | 1   |              |                |           |
| 17       | 1   |              |                |           |
| 18       |   |              |                |           |
| 19       |   |              |                |           |
| 20       | 1   |              |                |           |
| 21       |   |              |                |           |
| 22       |   |              |                |           |
| 23       |   |              |                |           |
| 24       |   |              |                |           |
| 25       |   |              |                |           |
| 26       |   |              |                |           |
| 27       |   |              | 1              |           |
| 28       |   |              |                |           |
| 29       |   |              |                |           |
| 30       |   |              |                |           |
| 31       |   |              |                |           |
| 32       |   |              |                |           |
| 33       |   |              |                |           |
| 34       |   |              |                |           |
| 35       |   |              |                |           |
| 36       | 1   |              |                |           |
| 37       |   |              |                |           |
| 38       |   |              |                |           |
| 39       | 1   |              |                |           |
| 40       |   |              |                |           |
| 41       |   |              |                |           |
| 42       |   |              |                | 2         |
| 43       |   |              |                |           |
| 44       |   |              |                |           |
| 45       |   |              |                |           |
| 46       | 3   |              |                |           |
| 47       |   |              |                |           |
| 48       |   |              |                |           |

| Survey #      | How Often Do You Usually Fish On The Assiniboine Each Year? |              |                |           |
|---------------|---|--------------|----------------|-----------|
|               | 1 to 5 times  | 6 to10 times | 11 to 20 times | >20 times |
| 49            |   |              |                |           |
| 50            |   |              |                |           |
| 51            |   |              |                |           |
| 52            |   |              |                |           |
| 53            |   |              |                |           |
| 54            |   |              |                |           |
| 55            |   |              |                |           |
| 56            |   |              |                | 3         |
| 57            |   |              |                |           |
| <b>Totals</b> | <b>10</b>   | <b>0</b>     | <b>1</b>       | <b>5</b>  |

**Table D-9 Data From Lockport Angler Survey Question # 9**

| Survey # | Fishing Success on This River Has: |           |                        |            |
|----------|------------------------------------|-----------|------------------------|------------|
|          | Increased                          | Decreased | Staying About the Same | No Opinion |
| 1        |                                    |           |                        | 1          |
| 2        |                                    |           |                        | 1          |
| 3        |                                    |           |                        | 1          |
| 4        |                                    |           |                        | 1          |
| 5        |                                    |           |                        | 1          |
| 6        |                                    |           |                        | 1          |
| 7        |                                    | 1         |                        |            |
| 8        |                                    | 1         |                        |            |
| 9        | 1                                  |           |                        |            |
| 10       |                                    |           |                        | 4          |
| 11       |                                    |           |                        | 2          |
| 12       |                                    |           |                        | 1          |
| 13       |                                    |           |                        | 1          |
| 14       |                                    |           |                        | 1          |
| 15       | 1                                  |           |                        |            |
| 16       |                                    |           |                        | 1          |
| 17       | 1                                  |           |                        |            |
| 18       | 1                                  |           |                        |            |
| 19       | 1                                  |           |                        |            |
| 20       | 1                                  |           |                        |            |
| 21       |                                    |           |                        | 1          |
| 22       |                                    |           |                        | 1          |
| 23       |                                    |           |                        | 1          |
| 24       |                                    |           |                        | 3          |
| 25       |                                    |           |                        | 1          |
| 26       |                                    |           |                        | 1          |
| 27       | 1                                  |           |                        |            |
| 28       | 1                                  |           |                        |            |
| 29       | 1                                  |           |                        |            |
| 30       |                                    |           |                        | 1          |
| 31       | 1                                  |           |                        |            |
| 32       |                                    | 5         |                        |            |
| 33       | 1                                  |           |                        |            |
| 34       |                                    |           |                        | 1          |
| 35       | 1                                  |           |                        |            |
| 36       |                                    |           |                        | 1          |
| 37       |                                    |           |                        | 1          |
| 38       | 1                                  |           |                        |            |
| 39       | 1                                  |           |                        |            |
| 40       |                                    |           |                        | 1          |
| 41       |                                    |           |                        | 1          |
| 42       |                                    |           |                        | 2          |
| 43       |                                    |           |                        | 3          |
| 44       |                                    |           |                        | 1          |
| 45       |                                    |           |                        | 1          |
| 46       |                                    |           |                        | 3          |
| 47       | 2                                  |           |                        |            |

| Survey #      | Fishing Success on This River Has: |           |                        |            |
|---------------|------------------------------------|-----------|------------------------|------------|
|               | Increased                          | Decreased | Staying About the Same | No Opinion |
| 48            |                                    |           | 1                      |            |
| 49            |                                    |           | 1                      |            |
| 50            | 1                                  |           |                        |            |
| 51            | 1                                  |           |                        |            |
| 52            |                                    |           |                        | 2          |
| 53            |                                    |           | 1                      |            |
| 54            | 1                                  |           |                        |            |
| 55            | 3                                  |           |                        |            |
| 56            |                                    | 3         |                        |            |
| 57            |                                    |           |                        | 1          |
| <b>Totals</b> | <b>22</b>                          | <b>10</b> | <b>31</b>              | <b>15</b>  |

## **APPENDIX E**

**DATA FROM RED RIVER ANGLER SURVEY:  
MAY 16, 1999 (0900 to 1400 hours)**

**Table E-1 Red River Angler Identification Data**

| Survey #       | Number In Party* | # Male    | # Female | Age of Participants |          |           |          |          |          |          | Fishing From: |          |          | Interview Start Time | Interview End Time | Length of Interview (mins) |             |
|----------------|------------------|-----------|----------|---------------------|----------|-----------|----------|----------|----------|----------|---------------|----------|----------|----------------------|--------------------|----------------------------|-------------|
|                |                  |           |          | <16                 | 16-20    | 21-30     | 31-40    | 41-50    | 51-65    | >65      | Shore         | Boat     | Other    |                      |                    |                            |             |
| M1             | 2                | 2         |          |                     |          |           |          |          |          |          |               | 2        |          |                      | 8:55               | 9:00                       | 0:05        |
| M2(a)          | 4                | 4         |          | 3                   |          | 1         |          |          |          |          |               | 4        |          |                      | 9:10               | 9:15                       | 0:05        |
| M2(b)          | 1                | 1         |          |                     |          | 1         |          |          |          |          |               | 1        |          |                      | 9:16               | 9:20                       | 0:04        |
| M3             | 1                | 1         |          |                     |          | 1         |          |          |          |          |               | 1        |          |                      | 10:18              | 10:22                      | 0:04        |
| M4             | 2                | 2         |          |                     |          | 2         |          |          |          |          |               | 2        |          |                      | 11:59              | 12:01                      | 0:02        |
| M5             | 1                | 1         |          | 1                   |          |           |          |          |          |          |               | 1        |          |                      | 12:25              | 12:28                      | 0:03        |
| M6             | 1                | 1         |          |                     |          | 1         |          |          |          |          |               | 1        |          |                      | 13:23              | 13:26                      | 0:03        |
| B1             | 2                | 2         |          |                     |          |           | 2        |          |          |          |               | 2        |          |                      | 8:40               | 8:50                       | 0:10        |
| B2(a)          | 1                | 1         |          |                     |          | 1         |          |          |          |          |               | 1        |          |                      | 9:05               | 9:10                       | 0:05        |
| B2(b)          | 1                |           | 1        |                     |          | 1         |          |          |          |          |               | 1        |          |                      | 9:05               | 9:10                       | 0:05        |
| B3             | 2                | 2         |          |                     |          | 2         |          |          |          |          |               | 2        |          |                      | 9:20               | 9:25                       | 0:05        |
| B4             | 3                | 3         |          |                     |          | 3         |          |          |          |          |               |          |          |                      | 9:20               | 9:26                       | 0:06        |
| B5             | 1                | 1         |          |                     |          |           | 1        |          |          |          |               | 1        |          |                      | 10:10              | 10:15                      | 0:05        |
| B6             | 2                | 2         |          | 1                   |          |           | 1        |          |          |          |               | 2        |          |                      | 10:37              | 10:40                      | 0:03        |
| B7             | 1                | 1         |          |                     |          |           | 1        |          |          |          |               | 1        |          |                      | 11:35              | 11:40                      | 0:05        |
| B8             | 2                | 2         |          |                     |          |           | 2        |          |          |          |               | 2        |          |                      | 11:58              | 12:00                      | 0:02        |
| B9             | 3                | 3         |          | 1                   | 2        |           |          |          |          |          |               |          | 3        |                      | 12:05              | 12:10                      | 0:05        |
| B10            | 1                | 1         |          |                     | 1        |           |          |          |          |          |               | 1        |          |                      | 12:20              | 12:24                      | 0:04        |
| B11            | 1                | 1         |          |                     |          |           | 1        |          |          |          |               | 1        |          |                      | 13:00              | 13:05                      | 0:05        |
| B12            | 1                | 1         |          |                     |          |           |          |          | 1        |          |               | 1        |          |                      | 13:13              | 13:15                      | 0:02        |
| B13            | 2                | 2         |          | 1                   |          |           | 1        |          |          |          |               | 2        |          |                      | 13:28              | 13:31                      | 0:03        |
| B14            | 4                |           |          |                     |          |           |          |          |          |          |               | 4        |          |                      | 13:45              | 13:46                      | 0:01        |
| B15            | 1                | 1         |          |                     |          | 1         |          |          |          |          |               | 1        |          |                      | 13:45              | 13:50                      | 0:05        |
| <b>Totals</b>  | <b>40</b>        | <b>35</b> | <b>1</b> | <b>7</b>            | <b>3</b> | <b>14</b> | <b>9</b> | <b>0</b> | <b>1</b> | <b>0</b> | <b>34</b>     | <b>3</b> | <b>0</b> | <b>-</b>             | <b>-</b>           | <b>-</b>                   | <b>-</b>    |
| <b>Average</b> | <b>-</b>         | <b>-</b>  | <b>-</b> | <b>-</b>            | <b>-</b> | <b>-</b>  | <b>-</b> | <b>-</b> | <b>-</b> | <b>-</b> | <b>-</b>      | <b>-</b> | <b>-</b> | <b>-</b>             | <b>-</b>           | <b>-</b>                   | <b>0:04</b> |

\* note that some anglers were interviewed as one party and some were interviewed separately

**Table E-2 Data From Red River Angler Survey Question # 1**

| Survey #      | Resident of Manitoba? |          | Where do you live in MB? |          |
|---------------|-----------------------|----------|--------------------------|----------|
|               | Yes                   | No       | Winnipeg                 | Other    |
| M1            | 2                     |          | 2                        |          |
| M2(a)         | 4                     |          | 4                        |          |
| M2(b)         | 1                     |          | 1                        |          |
| M3            | 1                     |          | 1                        |          |
| M4            | 2                     |          | 2                        |          |
| M5            | 1                     |          | 1                        |          |
| M6            | 1                     |          | 1                        |          |
| B1            | 2                     |          |                          |          |
| B2(a)         | 1                     |          |                          |          |
| B2(b)         | 1                     |          |                          |          |
| B3            | 2                     |          |                          |          |
| B4            | 3                     |          |                          |          |
| B5            | 1                     |          |                          |          |
| B6            | 2                     |          | 2                        |          |
| B7            | 1                     |          | 1                        |          |
| B8            | 2                     |          | 2                        |          |
| B9            | 3                     |          | 3                        |          |
| B10           | 1                     |          | 1                        |          |
| B11           | 1                     |          | 1                        |          |
| B12           | 1                     |          | 1                        |          |
| B13           | 2                     |          | 2                        |          |
| B14           | 4                     |          | 4                        |          |
| B15           | 1                     |          | 1                        |          |
| <b>Totals</b> | <b>40</b>             | <b>0</b> | <b>30</b>                | <b>0</b> |

**Table E-3 Data From Red River Angler Survey Question #'s 2 and 3**

| <b>Survey #</b> | <b>Start Time of Fishing Trip</b> | <b>Expected End Time of Fishing Trip</b> | <b>Expected Length of Fishing Trip (hours:mins effort per angler)</b> | <b>Effort per Angler (hours)</b> | <b>Number of Anglers Surveyed</b> | <b>Total Angler Effort (hours)</b> |
|-----------------|-----------------------------------|--|---|----------------------------------|-----------------------------------|------------------------------------|
| M1              | 8:40                              | 12:00                                    | 3:20  | 3.33                             | 2                                 | 11.09                              |
| M2(a)           | 7:45                              | 11:00                                    | 3:15  | 3.25                             | 4                                 | 10.56                              |
| M2(b)           | 9:15                              | 11:00                                    | 1:45  | 1.75                             | 1                                 | 3.06                               |
| M3              | 9:00                              | 12:00                                    | 3:00  | 3.00                             | 1                                 | 9.00                               |
| M4              | 9:00                              | 13:00                                    | 4:00  | 4.00                             | 2                                 | 16.00                              |
| M5              | 11:15                             | 14:00                                    | 2:45  | 2.75                             | 1                                 | 7.56                               |
| M6              | 13:00                             | 15:00                                    | 2:00  | 2.00                             | 1                                 | 4.00                               |
| B1              | 7:45                              | 8:45                                     | 1:00  | 1.00                             | 2                                 | 1.00                               |
| B2(a)           | 8:45                              | 9:45                                     | 1:00  | 1.00                             | 1                                 | 1.00                               |
| B2(b)           | 8:45                              | 9:45                                     | 1:00  | 1.00                             | 1                                 | 1.00                               |
| B3              | 9:15                              | 10:15                                    | 1:00  | 1.00                             | 2                                 | 1.00                               |
| B4              | 9:15                              | 10:45                                    | 1:30  | 1.50                             | 3                                 | 2.25                               |
| B5              | 7:40                              | 11:10                                    | 3:30  | 3.50                             | 1                                 | 12.25                              |
| B6              | 10:35                             | 12:07                                    | 1:32  | 1.53                             | 2                                 | 2.34                               |
| B7              | 10:40                             | 16:00                                    | 5:20  | 5.33                             | 1                                 | 28.41                              |
| B8              | 11:00                             | 12:30                                    | 1:30  | 1.50                             | 2                                 | 2.25                               |
| B9              | 11:00                             | 13:00                                    | 2:00  | 2.00                             | 3                                 | 4.00                               |
| B10             | 12:15                             | 17:00                                    | 4:45  | 4.75                             | 1                                 | 22.56                              |
| B11             | 12:30                             | 19:00                                    | 6:30  | 6.50                             | 1                                 | 42.25                              |
| B12             | 12:10                             | 14:10                                    | 2:00  | 2.00                             | 1                                 | 4.00                               |
| B13             | 13:30                             | 15:30                                    | 2:00  | 2.00                             | 2                                 | 4.00                               |
| B14             | 13:15                             | 14:45                                    | 1:30  | 1.50                             | 4                                 | 2.25                               |
| B15             | 13:45                             | 15:45                                    | 2:00  | 2.00                             | 1                                 | 4.00                               |
| <b>Totals</b>   | -                                 | -  | -   | -                                | <b>40</b>                         | <b>195.84</b>                      |
| <b>Average</b>  | -                                 | -  | <b>2:31<br/>(or about 2.5 hours)</b>                                  | -                                | -                                 | -                                  |



**Table E-4 Data From Red River Angler Survey Question # 4**

| Survey #      | Species Fishing For? |           |          |          |          |               |               |                 |
|---------------|----------------------|-----------|----------|----------|----------|---------------|---------------|-----------------|
|               | Walleye              | Catfish   | Pike     | Perch    | Drum     | No Preference | Other (count) | Other (species) |
| M1            |                      | 2         |          |          |          |               |               |                 |
| M2(a)         |                      |           |          |          |          | 4             |               |                 |
| M2(b)         |                      |           |          |          |          | 1             |               |                 |
| M3            |                      |           |          |          |          | 1             |               |                 |
| M4            |                      | 2         |          |          |          |               | 2             | Goldeye         |
| M5            |                      |           |          |          |          | 1             |               |                 |
| M6            |                      |           |          |          |          | 1             |               |                 |
| B1            |                      | 2         |          |          |          |               |               |                 |
| B2(a)         | 1                    | 1         |          |          |          |               |               |                 |
| B2(b)         | 1                    | 1         |          |          |          |               |               |                 |
| B3            |                      |           |          |          |          | 2             |               |                 |
| B4            |                      |           |          |          |          | 3             |               |                 |
| B5            | 1                    |           |          |          |          |               |               |                 |
| B6            | 2                    |           |          |          |          |               | 2             | Carp            |
| B7            | 1                    |           | 1        |          |          |               |               |                 |
| B8            |                      |           |          |          |          |               | 2             | Goldeye         |
| B9            |                      |           |          |          |          | 3             |               |                 |
| B10           |                      |           |          |          |          | 1             |               |                 |
| B11           |                      |           |          |          |          |               | 1             | Carp            |
| B12           |                      |           |          |          |          | 1             |               |                 |
| B13           | 2                    | 2         |          |          | 2        |               |               |                 |
| B14           |                      |           |          |          |          | 4             |               |                 |
| B15           |                      |           |          |          |          | 1             |               |                 |
| <b>Totals</b> | <b>8</b>             | <b>10</b> | <b>1</b> | <b>0</b> | <b>2</b> | <b>23</b>     | <b>7</b>      | <b>-</b>        |

**Number of responses = 51**

**Table E-5 Data From Red River Angler Survey Question # 5**

| Survey #     | Fish Caught          |          |            | Total     |
|--------------|----------------------|----------|------------|-----------|
|              | Species <sup>a</sup> | # Kept   | # Released |           |
| M1           |                      |          |            | 0         |
| M2(a)        | Bullhead             |          | 6          | 6         |
| M2(b)        |                      |          |            | 0         |
| M3           | Stonecat             |          | 1          | 1         |
| M4           | Bullhead / Stonecat  |          | 3          | 3         |
| M5           | Catfish              |          | 2          | 2         |
| "            | Carp                 |          | 1          | 1         |
| M6           | Stonecat             |          | 2          | 2         |
| B1           | Stonecat             |          | 1          | 1         |
| "            | Channel Cat          |          | 1          | 1         |
| B2(a)        |                      |          |            | 0         |
| B2(b)        |                      |          |            | 0         |
| B3           |                      |          |            | 0         |
| B4           |                      |          |            | 0         |
| B5           | Bullhead             |          | 1          | 1         |
| "            | Burbot               |          | 1          | 1         |
| B6           |                      |          |            | 0         |
| B7           | Bullhead             |          | 4          | 4         |
| "            | Stonecat             |          | 1          | 1         |
| B8           | Bullhead             |          | 2          | 2         |
| "            | Catfish              |          | 1          | 1         |
| B9           |                      |          |            | 0         |
| B10          |                      |          |            | 0         |
| B11          |                      |          |            | 0         |
| B12          | Catfish              |          | 1          | 1         |
| B13          |                      |          |            | 0         |
| B14          |                      |          |            | 0         |
| B15          |                      |          |            | 0         |
| <b>Total</b> |                      | <b>0</b> | <b>28</b>  | <b>28</b> |

a = note that bullheads, "catfish" and stonecats are catagorized as "Other Catfish" in the report

**Table E-6 Data From Red River Angler Survey Question # 6**

| Survey #     | Do You Eat The Fish You Keep? |           |                                       |
|--------------|-------------------------------|-----------|---------------------------------------|
|              | Yes                           | No        | If No, Why?                           |
| M1           |                               |           |                                       |
| M2(a)        |                               | 4         | Catch & release                       |
| M2(b)        |                               | 1         | Catch & release                       |
| M3           |                               | 1         | Catch & release                       |
| M4           |                               | 2         | Catch & release                       |
| M5           |                               | 1         | Catch & release                       |
| M6           |                               | 1         | Catch & release                       |
| B1           |                               | 2         |                                       |
| B2(a)        |                               | 1         | "look at the water"                   |
| B2(b)        |                               | 1         | river condition poor                  |
| B3           | 2                             |           |                                       |
| B4           | 3                             |           |                                       |
| B5           |                               | 1         | water quality                         |
| B6           | 2                             |           |                                       |
| B7           | 1                             |           |                                       |
| B8           |                               | 2         | don't know if safe                    |
| B9           |                               | 3         | "would you eat fish from this river?" |
| B10          |                               | 1         | Catch & release                       |
| B11          | 1                             |           |                                       |
| B12          |                               | 1         | Catch & release                       |
| B13          |                               | 2         | Catch & release                       |
| B14          |                               | 4         | Catch & release                       |
| B15          |                               | 1         | Catch & release                       |
| <b>Total</b> | <b>9</b>                      | <b>29</b> |                                       |

**Number of responses = 38**

**Table E-7 Data From Red River Angler Survey Question # 7**

| Survey #      | How Often Do You Usually Fish On This River Each Year? |              |                |           |
|---------------|--|--------------|----------------|-----------|
|               | 1 to 5 times   | 6 to10 times | 11 to 20 times | >20 times |
| M1            |  |              |                | 2         |
| M2(a)         |  |              |                | 4         |
| M2(b)         |  |              |                | 1         |
| M3            |  |              |                | 1         |
| M4            |  |              |                | 2         |
| M5            |  |              |                | 1         |
| M6            |  |              |                | 1         |
| B1            |  |              |                | 2         |
| B2(a)         |  |              |                | 1         |
| B2(b)         |  |              |                | 1         |
| B3            |  |              |                | 2         |
| B4            |  |              |                | 3         |
| B5            |  |              |                | 1         |
| B6            |  |              |                | 2         |
| B7            |  |              |                | 1         |
| B8            |  |              |                | 2         |
| B9            |  |              |                | 3         |
| B10           |  |              |                | 1         |
| B11           |  |              |                | 1         |
| B12           |  |              |                | 1         |
| B13           | 2  |              |                |           |
| B14           | 4  |              |                |           |
| B15           | 1  |              |                |           |
| <b>Totals</b> | <b>7</b>   | <b>0</b>     | <b>0</b>       | <b>33</b> |

**Number of responses = 40**

**Table E-8 Data From Red River Angler Survey Question # 8**

| Survey #      | How Often Do You Usually Fish On The Assiniboine River Each Year? |              |                |           |
|---------------|---|--------------|----------------|-----------|
|               | 1 to 5 times  | 6 to10 times | 11 to 20 times | >20 times |
| M1            |   |              |                | 2         |
| M2(a)         | 4   |              |                |           |
| M2(b)         | 1   |              |                |           |
| M3            |   |              |                |           |
| M4            |   |              |                | 2         |
| M5            |   |              |                | 1         |
| M6            |   |              |                |           |
| B1            |   |              |                |           |
| B2(a)         |   |              |                |           |
| B3            |   |              |                |           |
| B4            |   |              |                |           |
| B5            |   |              |                |           |
| B6            |   |              |                |           |
| B7            |   |              |                |           |
| B8            |   |              |                | 1         |
| B9            |   |              |                |           |
| B10           |   |              |                |           |
| B11           |   |              |                |           |
| B12           |   |              |                |           |
| B13           |   |              |                |           |
| B14           |   |              |                |           |
| B15           |   |              |                |           |
| <b>Totals</b> | <b>5</b>  | <b>0</b>     | <b>0</b>       | <b>6</b>  |

Number of reponses = 11

**Table E-9 Data From Red River Angler Survey Question # 9**

| Survey #      | Fishing Success on This River Has: |           |                        |            |
|---------------|------------------------------------|-----------|------------------------|------------|
|               | Increased                          | Decreased | Staying About the Same | No Opinion |
| M1            |                                    | 2         |                        |            |
| M2(a)         | 4                                  |           |                        |            |
| M2(b)         |                                    |           | 1                      |            |
| M3            |                                    |           |                        | 1          |
| M4            | 2                                  |           |                        |            |
| M5            |                                    |           | 1                      |            |
| M6            |                                    |           | 1                      |            |
| B1            | 2                                  |           |                        |            |
| B2(a)         |                                    |           | 1                      |            |
| B2(b)         |                                    | 1         |                        |            |
| B3            |                                    |           | 2                      |            |
| B4            | 3                                  |           |                        |            |
| B5            |                                    |           | 1                      |            |
| B6            |                                    | 2         |                        |            |
| B7            | 1                                  |           |                        |            |
| B8            |                                    | 2         |                        |            |
| B9            |                                    | 3         |                        |            |
| B10           | 1                                  |           |                        |            |
| B11           |                                    |           |                        | 1          |
| B12           |                                    |           |                        | 1          |
| B13           |                                    | 2         |                        |            |
| B14           |                                    |           |                        | 4          |
| B15           |                                    |           |                        | 1          |
| <b>Totals</b> | <b>13</b>                          | <b>12</b> | <b>7</b>               | <b>8</b>   |

**Number of reponses = 40**

## **APPENDIX F**

**DATA FROM ASSINIBOINE RIVER  
ANGLER SURVEY:  
MAY 16, 1999 (0800 to 2030 hours)**

**Table F-1 Assiniboine River Angler Identification Data**

| Survey #       | Number In Party* | # Male    | # Female | Age of Participants |          |          |           |          |          |          | Fishing From: |          |          | Interview Start Time | Interview End Time | Length of Interview (mins) |             |
|----------------|------------------|-----------|----------|---------------------|----------|----------|-----------|----------|----------|----------|---------------|----------|----------|----------------------|--------------------|----------------------------|-------------|
|                |                  |           |          | <16                 | 16-20    | 21-30    | 31-40     | 41-50    | 51-65    | >65      | Shore         | Boat     | Other    |                      |                    |                            |             |
| 1              | 3                | 3         |          | 2                   |          |          | 1         |          |          |          |               | 3        |          |                      | 8:25               | 8:30                       | 0:05        |
| 2              | 1                | 1         |          |                     |          |          | 1         |          |          |          |               | 1        |          |                      | 9:40               | 9:50                       | 0:10        |
| 3a             | 1                | 1         |          |                     |          |          |           |          |          | 1        |               | 1        |          |                      | 11:15              | 11:16                      | 0:01        |
| 3b             | 1                | 1         |          |                     |          |          |           | 1        |          |          |               | 1        |          |                      | 11:15              | 11:16                      | 0:01        |
| 3c             | 1                | 1         |          |                     |          |          | 1         |          |          |          |               | 1        |          |                      | 11:20              | 11:25                      | 0:05        |
| 3d             | 1                | 1         |          |                     |          |          | 1         |          |          |          |               | 1        |          |                      | 11:20              | 11:25                      | 0:05        |
| 4              | 2                | 2         |          | 1                   |          |          |           | 1        |          |          |               | 2        |          |                      | 11:25              | 11:30                      | 0:05        |
| 5              | 2                | 2         |          | 1                   |          |          |           |          |          | 1        |               | 2        |          |                      | 11:25              | 11:35                      | 0:10        |
| 6              | 3                | 2         | 1        | 1                   |          |          | 2         |          |          |          |               | 3        |          |                      | 11:15              | 11:20                      | 0:05        |
| 7a             | 1                | 1         |          | 1                   |          |          |           |          |          |          |               | 1        |          |                      | 12:15              | 12:19                      | 0:04        |
| 7b             | 1                | 1         |          |                     | 1        |          |           |          |          |          |               | 1        |          |                      | 12:15              | 12:19                      | 0:04        |
| 7c             | 1                | 1         |          |                     | 1        |          |           |          |          |          |               | 1        |          |                      | 12:15              | 12:19                      | 0:04        |
| 7d             | 1                | 1         |          |                     | 1        |          |           |          |          |          |               | 1        |          |                      | 12:15              | 12:19                      | 0:04        |
| 8a             | 1                | 1         |          |                     |          |          | 1         |          |          |          |               | 1        |          |                      | 13:10              | 13:12                      | 0:02        |
| 8b             | 1                | 1         |          |                     |          |          | 1         |          |          |          |               | 1        |          |                      | 13:10              | 13:12                      | 0:02        |
| 9a             | 1                | 1         |          | 1                   |          |          |           |          |          |          |               | 1        |          |                      | 13:15              | 13:22                      | 0:07        |
| 9b             | 1                | 1         |          |                     |          |          | 1         |          |          |          |               | 1        |          |                      | 13:15              | 13:22                      | 0:07        |
| 10a            | 1                | 1         |          |                     |          |          | 1         |          |          |          |               | 1        |          |                      | 13:25              | 13:27                      | 0:02        |
| 10b            | 1                |           | 1        |                     |          |          |           |          |          |          |               | 1        |          |                      | 13:25              | 13:27                      | 0:02        |
| 11             | 5                | 5         |          | 4                   |          |          | 1         |          |          |          |               | 5        |          |                      | 14:45              | 14:50                      | 0:05        |
| 12             | 2                | 2         |          | 2                   |          |          |           |          |          |          |               | 2        |          |                      | 18:45              | 18:50                      | 0:05        |
| 13             | 1                | 1         |          |                     | 1        |          |           |          |          |          |               | 1        |          |                      | 18:50              | 18:55                      | 0:05        |
| 14             | 3                | 2         | 1        |                     |          |          | 3         |          |          |          |               | 3        |          |                      | 19:10              | 19:15                      | 0:05        |
| 15             | 3                | 3         |          | 3                   |          |          |           |          |          |          |               | 3        |          |                      | 19:05              | 19:10                      | 0:05        |
| 16             | 1                | 1         |          | 1                   |          |          |           |          |          |          |               | 1        |          |                      | 19:25              | 19:30                      | 0:05        |
| 17             | 3                | 3         |          | 3                   |          |          |           |          |          |          |               | 3        |          |                      | 19:25              | 19:30                      | 0:05        |
| 18a            | 1                | 1         |          |                     |          |          | 1         |          |          |          |               |          |          | 1                    | 19:50              | 19:55                      | 0:05        |
| 18b            | 1                | 1         |          |                     |          |          | 1         |          |          |          |               |          |          | 1                    | 19:50              | 19:55                      | 0:05        |
| 19             | 1                | 1         |          |                     |          |          | 1         |          |          |          |               |          |          | 1                    | 19:50              | 19:55                      | 0:05        |
| <b>Totals</b>  | <b>46</b>        | <b>43</b> | <b>3</b> | <b>20</b>           | <b>4</b> | <b>3</b> | <b>14</b> | <b>2</b> | <b>2</b> | <b>0</b> | <b>43</b>     | <b>0</b> | <b>3</b> | -                    | -                  | -                          | -           |
| <b>Average</b> | -                | -         | -        | -                   | -        | -        | -         | -        | -        | -        | -             | -        | -        | -                    | -                  | -                          | <b>0:04</b> |

\* note that some anglers were interviewed as one party and some were interviewed separately



**Table F-2 Data From Assiniboine River Angler Survey Question # 1**

| Survey #      | Resident of Manitoba? |          | Where do you live in MB? |          |
|---------------|-----------------------|----------|--------------------------|----------|
|               | Yes                   | No       | Winnipeg                 | Other    |
| 1             | 3                     |          | 3                        |          |
| 2             | 1                     |          | 1                        |          |
| 3a            | 1                     |          | 1                        |          |
| 3b            | 1                     |          | 1                        |          |
| 3c            | 1                     |          | 1                        |          |
| 3d            | 1                     |          | 1                        |          |
| 4             | 2                     |          | 2                        |          |
| 5             | 2                     |          | 2                        |          |
| 6             | 3                     |          | 3                        |          |
| 7a            | 1                     |          | 1                        |          |
| 7b            | 1                     |          | 1                        |          |
| 7c            | 1                     |          | 1                        |          |
| 7d            | 1                     |          | 1                        |          |
| 8a            | 1                     |          | 1                        |          |
| 8b            | 1                     |          | 1                        |          |
| 9a            | 1                     |          |                          | 1        |
| 9b            | 1                     |          | 1                        |          |
| 10a           | 1                     |          | 1                        |          |
| 10b           | 1                     |          | 1                        |          |
| 11            | 5                     |          | 5                        |          |
| 12            | 2                     |          | 2                        |          |
| 13            | 1                     |          | 1                        |          |
| 14            | 3                     |          | 3                        |          |
| 15            | 3                     |          | 3                        |          |
| 16            | 1                     |          | 1                        |          |
| 17            | 3                     |          | 3                        |          |
| 18a           | 1                     |          | 1                        |          |
| 18b           | 1                     |          |                          | 1        |
| 19            | 1                     |          | 1                        |          |
| <b>Totals</b> | <b>46</b>             | <b>0</b> | <b>44</b>                | <b>2</b> |

**Table F-3 Data From Assiniboine River Angler Survey Question #'s 2 and 3**

| <b>Survey #</b> | <b>Start Time of Fishing Trip</b> | <b>Expected End Time of Fishing Trip</b> | <b>Expected Length of Fishing Trip (hours:mins effort per angler)</b> | <b>Number of Anglers Surveyed</b> | <b>Total Angler Effort (hours)</b> |
|-----------------|-----------------------------------|--|---|-----------------------------------|------------------------------------|
| 1               | 8:00                              | 13:00                                    | 5:00  | 3                                 | 15.00                              |
| 2               | 6:45                              | 12:00                                    | 5:15  | 1                                 | 5.25                               |
| 3a              | 10:15                             | 13:15                                    | 3:00  | 1                                 | 3.00                               |
| 3b              | 10:15                             | 13:15                                    | 3:00  | 1                                 | 3.00                               |
| 3c              | 9:30                              | 16:30                                    | 7:00  | 1                                 | 7.00                               |
| 3d              | 9:30                              | 16:30                                    | 7:00  | 1                                 | 7.00                               |
| 4               | 11:00                             | 12:30                                    | 1:30  | 2                                 | 3.00                               |
| 5               | 11:20                             | 12:30                                    | 1:10  | 2                                 | 2.33                               |
| 6               | 10:30                             | 12:00                                    | 1:50  | 3                                 | 4.50                               |
| 7a              | 12:15                             | 16:30                                    | 4:15  | 1                                 | 4.25                               |
| 7b              | 12:15                             | 16:30                                    | 4:15  | 1                                 | 4.25                               |
| 7c              | 12:15                             | 16:30                                    | 4:15  | 1                                 | 4.25                               |
| 7d              | 12:15                             | 16:30                                    | 4:15  | 1                                 | 4.25                               |
| 8a              | 11:30                             | 16:00                                    | 4:30  | 1                                 | 4.50                               |
| 8b              | 11:30                             | 16:00                                    | 4:30  | 1                                 | 4.50                               |
| 9a              | 12:00                             | 14:30                                    | 2:30  | 1                                 | 2.50                               |
| 9b              | 12:20                             | 14:30                                    | 2:10  | 1                                 | 2.33                               |
| 10a             | 13:25                             | 16:00                                    | 2:35  | 1                                 | 2.58                               |
| 10b             | 13:25                             | 16:00                                    | 2:35  | 1                                 | 2.58                               |
| 11              | 14:00                             | 15:00                                    | 1:00  | 5                                 | 5.00                               |
| 12              | 13:00                             | 20:15                                    | 7:15  | 2                                 | 14.50                              |
| 13              | 17:30                             | 20:30                                    | 3:00  | 1                                 | 3.00                               |
| 14              | 18:00                             | 20:30                                    | 2:30  | 3                                 | 7.50                               |
| 15              | 18:15                             | 20:15                                    | 2:00  | 3                                 | 6.00                               |
| 16              | 14:00                             | 19:30                                    | 5:30  | 1                                 | 5.50                               |
| 17              | 16:00                             | 21:00                                    | 5:00  | 3                                 | 15.00                              |
| 18a             | 14:00                             | 20:30                                    | 6:30  | 1                                 | 6.50                               |
| 18b             | 14:00                             | 20:30                                    | 6:30  | 1                                 | 6.50                               |
| 19              | 18:50                             | 21:00                                    | 2:10  | 1                                 | 2.17                               |
| <b>Totals</b>   | -                                 | -  | -   | <b>46</b>                         | <b>157.74</b>                      |
| <b>Average</b>  | -                                 | -  | <b>3:51<br/>(or about 4 hours)</b>                                    | -                                 | -                                  |

**Table F-4 Data From Assiniboine River Angler Survey Question # 4**

| Survey #      | Species Fishing For? |          |          |          |          |               | Other (count) |
|---------------|----------------------|----------|----------|----------|----------|---------------|---------------|
|               | Walleye              | Catfish  | Pike     | Perch    | Drum     | No Preference |               |
| 1             |                      |          |          |          |          | 3             |               |
| 2             |                      |          |          |          |          | 1             |               |
| 3a            |                      |          |          |          |          | 1             |               |
| 3b            |                      |          |          |          |          | 1             |               |
| 3c            |                      |          |          |          |          | 1             |               |
| 3d            |                      |          |          |          |          | 1             |               |
| 4             |                      |          |          |          |          | 2             |               |
| 5             |                      |          |          |          |          | 2             |               |
| 6             |                      |          |          |          |          | 3             |               |
| 7a            | 1                    | 1        |          |          |          |               |               |
| 7b            | 1                    | 1        |          |          |          |               |               |
| 7c            | 1                    | 1        |          |          |          |               |               |
| 7d            | 1                    |          |          |          |          |               |               |
| 8a            |                      |          |          |          |          | 1             |               |
| 8b            |                      |          |          |          |          | 1             |               |
| 9a            |                      | 1        |          |          |          |               |               |
| 9b            |                      |          |          |          |          | 1             |               |
| 10a           |                      |          |          |          |          | 1             |               |
| 10b           |                      |          |          |          |          | 1             |               |
| 11            |                      |          |          |          |          | 5             |               |
| 12            |                      |          |          |          |          | 2             |               |
| 13            |                      |          |          |          |          | 1             |               |
| 14            |                      |          |          |          |          | 3             |               |
| 15            |                      |          |          |          |          | 3             |               |
| 16            |                      |          |          |          |          | 1             |               |
| 17            |                      |          |          |          |          | 3             |               |
| 18a           |                      |          |          |          |          | 1             |               |
| 18b           |                      |          |          |          | 1        |               |               |
| 19            |                      |          |          |          |          | 1             |               |
| <b>Totals</b> | <b>4</b>             | <b>4</b> | <b>0</b> | <b>0</b> | <b>1</b> | <b>40</b>     | <b>0</b>      |

Number of responses = 49

**Table F-5 Data From Assiniboine River Angler Survey Question # 5**

| Survey #     | Fish Caught          |          |            | Total     |
|--------------|----------------------|----------|------------|-----------|
|              | Species <sup>a</sup> | # Kept   | # Released |           |
| 1            | Catfish              |          | 1          | 1         |
| 1            | Channel Cat          |          | 1          | 1         |
| 2            | Catfish              |          | 17         | 17        |
| 2            | Redhorse Sucker      |          | 1          | 1         |
| 2            | Walleye              |          | 2          | 2         |
| 2            | White Sucker         |          | 1          | 1         |
| 4            |                      |          |            | 0         |
| 5            |                      |          |            | 0         |
| 6            |                      |          |            | 0         |
| 11           | Channel Cat          |          | 1          | 1         |
| 12           |                      |          |            | 0         |
| 13           | Bullhead             |          | 15         | 15        |
| 14           | Sauger               |          | 1          | 1         |
| 15           | Bullhead             |          | 5          | 5         |
| 16           | Bullhead             |          | 9          | 9         |
| 17           | Bullhead             |          | 5          | 5         |
| 19           | Walleye              | 1        | 1          | 2         |
| 10a          |                      |          |            | 0         |
| 10b          |                      |          |            | 0         |
| 18a          | Carp                 |          | 2          | 2         |
| 18a          | Pike                 |          | 6          | 6         |
| 18a          | Rock Bass            |          | 1          | 1         |
| 18b          |                      |          |            | 0         |
| 3a           |                      |          |            | 0         |
| 3b           | Walleye              | 1        |            | 1         |
| 3c           |                      |          |            | 0         |
| 3d           |                      |          |            | 0         |
| 7a           |                      |          |            | 0         |
| 7b           |                      |          |            | 0         |
| 7c           |                      |          |            | 0         |
| 7d           |                      |          |            | 0         |
| 8a           | Channel Cat          |          | 2          | 2         |
| 8b           |                      |          |            | 0         |
| 9a           | Bullhead             |          | 4          | 4         |
| 9b           |                      |          |            | 0         |
| <b>Total</b> |                      | <b>2</b> | <b>75</b>  | <b>77</b> |

a = note that bullheads, "catfish" and stonecats are categorized as "Other Catfish" in the report

**Table F-6 Data From Assiniboine River Angler Survey Question # 6**

| Survey #     | Do You Eat The Fish You Keep? |           |                                   |
|--------------|-------------------------------|-----------|-----------------------------------|
|              | Yes                           | No        | If No, Why?                       |
| 1            | 3                             | 3         | depends on species (walleye only) |
| 2            |                               | 1         | Catch & Release                   |
| 3a           | 1                             |           |                                   |
| 3b           | 1                             |           |                                   |
| 3c           | 1                             |           |                                   |
| 3d           | 1                             |           |                                   |
| 4            |                               | 2         | Catch & Release                   |
| 5            |                               | 2         |                                   |
| 6            |                               | 3         | Poor water quality                |
| 7a           |                               | 1         | Poor water quality                |
| 7b           |                               | 1         | Poor water quality                |
| 7c           |                               | 1         | Poor water quality                |
| 7d           |                               | 1         | Poor water quality                |
| 8a           | 1                             |           |                                   |
| 8b           | 1                             |           |                                   |
| 9a           |                               | 1         | Poor water quality                |
| 9b           | 1                             |           |                                   |
| 10a          | 1                             |           |                                   |
| 10b          | 1                             |           |                                   |
| 11           |                               | 5         |                                   |
| 12           |                               | 1         | Poor water quality                |
| 13           |                               | 1         | Catch & Release                   |
| 14           |                               | 3         | Poor water quality                |
| 15           |                               | 3         | Catch & Release                   |
| 16           |                               | 1         | polluted water                    |
| 17           |                               | 3         | dirty river, polluted             |
| 18a          |                               | 1         | Poor water quality                |
| 18b          |                               | 1         | Poor water quality                |
| 19           | 1                             |           |                                   |
| <b>Total</b> | <b>13</b>                     | <b>35</b> |                                   |

**Number of responses = 48**

**Table F-7 Data From Assiniboine River Angler Survey Question # 7**

| Survey #      | How Often Do You Usually Fish On This River Each Year? |              |                |           |
|---------------|--|--------------|----------------|-----------|
|               | 1 to 5 times   | 6 to10 times | 11 to 20 times | >20 times |
| 1             |  |              |                | 3         |
| 2             |  |              |                | 1         |
| 3a            | 1  |              |                |           |
| 3b            |  |              | 1              |           |
| 3c            |  |              |                | 1         |
| 3d            |  |              |                | 1         |
| 4             |  |              |                | 2         |
| 5             | 2  |              |                |           |
| 6             |  |              |                | 3         |
| 7a            |  |              |                | 1         |
| 7b            |  |              |                | 1         |
| 7c            |  |              |                | 1         |
| 7d            |  |              |                | 1         |
| 8a            |  |              | 1              |           |
| 8b            |  |              | 1              |           |
| 9a            | 1  |              |                |           |
| 9b            |  |              |                | 1         |
| 10a           | 1  |              |                |           |
| 10b           | 1  |              |                |           |
| 11            |  | 5            |                |           |
| 12            |  |              |                | 2         |
| 13            |  |              |                | 1         |
| 14            |  |              |                | 3         |
| 15            |  |              |                | 3         |
| 16            |  |              | 1              |           |
| 17            |  |              |                | 3         |
| 18a           |  |              |                | 1         |
| 18b           |  |              |                | 1         |
| 19            | 1  |              |                |           |
| <b>Totals</b> | <b>7</b>   | <b>5</b>     | <b>4</b>       | <b>30</b> |

**Number of responses = 46**

**Table F-8 Data From Assiniboine River Angler Survey Question # 8**

| Survey #      | How Often Do You Usually Fish On The Red River Each Year? |              |                |           |
|---------------|---|--------------|----------------|-----------|
|               | 1 to 5 times  | 6 to10 times | 11 to 20 times | >20 times |
| 1             |   |              |                | 3         |
| 2             |   |              |                | 1         |
| 3a            | 1   |              |                |           |
| 3b            |   |              | 1              |           |
| 3c            |   |              |                | 1         |
| 3d            |   |              |                | 1         |
| 4             |   |              |                | 2         |
| 5             |   |              |                |           |
| 6             | 3   |              |                |           |
| 7a            | 1   |              |                |           |
| 7b            |   |              |                |           |
| 7c            |   |              |                |           |
| 7d            |   |              |                |           |
| 8a            |   |              |                | 1         |
| 8b            |   |              |                | 1         |
| 9a            |   |              |                | 1         |
| 9b            |   |              |                | 1         |
| 10a           | 1   |              |                |           |
| 10b           | 1   |              |                |           |
| 11            |   |              |                |           |
| 12            |   |              |                |           |
| 13            |   |              | 1              |           |
| 14            |   |              |                | 3         |
| 15            |   |              |                | 3         |
| 16            |   |              |                | 1         |
| 17            |   |              |                | 3         |
| 18a           | 1   |              |                |           |
| 18b           |   |              |                |           |
| 19            | 1   |              |                |           |
| <b>Totals</b> | <b>9</b>  | <b>0</b>     | <b>2</b>       | <b>22</b> |

**Number of reponses = 33**

**Table F-9 Data From Assiniboine River Angler Survey Question # 9**

| Survey #      | Fishing Success on This River Has: |           |                        |            |
|---------------|------------------------------------|-----------|------------------------|------------|
|               | Increased                          | Decreased | Staying About the Same | No Opinion |
| 1             | 3                                  |           |                        |            |
| 2             |                                    |           | 1                      |            |
| 3a            |                                    |           | 1                      |            |
| 3b            |                                    |           | 1                      |            |
| 3c            |                                    |           | 1                      |            |
| 3d            |                                    |           | 1                      |            |
| 4             |                                    |           | 2                      |            |
| 5             |                                    |           | 2                      |            |
| 6             | 3                                  |           |                        |            |
| 7a            | 1                                  |           |                        |            |
| 7b            |                                    |           | 1                      |            |
| 7c            | 1                                  |           |                        |            |
| 7d            |                                    | 1         |                        |            |
| 8a            |                                    |           | 1                      |            |
| 8b            |                                    |           | 1                      |            |
| 9a            |                                    | 1         |                        |            |
| 9b            |                                    |           | 1                      |            |
| 10a           |                                    |           | 1                      |            |
| 10b           |                                    |           | 1                      |            |
| 11            |                                    |           |                        | 5          |
| 12            |                                    |           | 2                      |            |
| 13            | 1                                  |           |                        |            |
| 14            | 1                                  | 1         | 1                      |            |
| 15            |                                    |           |                        | 3          |
| 16            |                                    |           | 1                      |            |
| 17            | 1                                  | 1         | 1                      |            |
| 18a           |                                    |           | 1                      |            |
| 18b           |                                    |           |                        | 1          |
| 19            | 1                                  |           |                        |            |
| <b>Totals</b> | <b>12</b>                          | <b>4</b>  | <b>21</b>              | <b>9</b>   |

**Number of reponses = 46**



**Table F-10 Distribution of Anglers From Assiniboine River Angler Survey**

| Survey Number | Number of Anglers | Angler Location  | General Area                               |
|---------------|-------------------|--|--|
| 1             | 3                 | River walk across from Edmonton St. (left bank) <sup>a</sup>                         | Between The Forks and WEWPPC <sup>bc</sup> |
| 2             | 1                 | At Oman's Creek (left bank)  | Between The Forks and WEWPPC <sup>bc</sup> |
| 3             | 4                 | At footbridge, Sturgeon Creek (left bank)  | Between The Forks and WEWPPC <sup>bc</sup> |
| 4             | 2                 | At footbridge, Sturgeon Creek (left bank)  | Between The Forks and WEWPPC <sup>bc</sup> |
| 5             | 2                 | At Sturgeon Creek, upstream of footbridge (right bank)                               | Between The Forks and WEWPPC <sup>bc</sup> |
| 6             | 3                 | At Sturgeon Creek / Assiniboine R. at footbridge (R. bank)                           | Between The Forks and WEWPPC <sup>bc</sup> |
| 7             | 4                 | End of St. Charles St. (left bank)   | Between The Forks and WEWPPC <sup>bc</sup> |
| 8             | 2                 | Railway bridge W. of Taylor Bridge (right bank, Headingly)                           | Upstream of the WEWPPC to Headingly        |
| 9             | 2                 | By metal footbridge on Roblin Blvd. & Alboto St. (right bank, West of Taylor Bridge) | Upstream of the WEWPPC to Headingly        |
| 10            | 2                 | By metal footbridge on Roblin Blvd. & Alboto St. (right bank)                        | Upstream of the WEWPPC to Headingly        |
| 11            | 5                 | West Perimeter Bridge (left bank)  | Between The Forks and WEWPPC <sup>bc</sup> |
| 12            | 2                 | At Oman's Creek (left bank)  | Between The Forks and WEWPPC <sup>bc</sup> |
| 13            | 1                 | At Oman's Creek (left bank)  | Between The Forks and WEWPPC <sup>bc</sup> |
| 14            | 3                 | At Oman's Creek (right bank)   | Between The Forks and WEWPPC <sup>bc</sup> |
| 15            | 3                 | At Oman's Creek (left bank)  | Between The Forks and WEWPPC <sup>bc</sup> |
| 16            | 1                 | End of Ferry Rd. (left bank)   | Between The Forks and WEWPPC <sup>bc</sup> |
| 17            | 3                 | End of Ferry Rd. (left bank)   | Between The Forks and WEWPPC <sup>bc</sup> |
| 18            | 2                 | On Sturgeon Creek foot bridge  | Between The Forks and WEWPPC <sup>bc</sup> |
| 19            | 1                 | On Sturgeon Creek foot bridge  | Between The Forks and WEWPPC <sup>bc</sup> |

**n = 46 anglers surveyed**

**a = looking downstream**

**b = WEWPPC = West End Water Pollution Control Centre**

**c = the WEWPPC outfall is approximately 1 km upstream towards Headingly from the the West Perimeter Bridge**

## **APPENDIX G**

### **DATA FROM ANGLER QUESTIONNAIRES**

**Table G-1 Data from Angler Questionnaire Questions #'s 1 and 2**

| Questionnaire # | % FISHING TIME IN EACH ANGLER ZONE AREA |     |     |     |     |     | Total |
|-----------------|---|-----|-----|-----|-----|-----|-------|
|                 | A                                       | B   | C   | D   | E   | F   |       |
| 1               | 90                                      | 5   | 5   | 0   | 0   | 0   | 100   |
| 2               | 20                                      | 0   | 65  | 7.5 | 7.5 | 0   | 100   |
| 3               | 0                                       | 100 | 0   | 0   | 0   | 0   | 100   |
| 4               | 50                                      | 0   | 50  | 0   | 0   | 0   | 100   |
| 5               | 0                                       | 0   | 75  | 25  | 0   | 0   | 100   |
| 6               | 100                                     | 0   | 0   | 0   | 0   | 0   | 100   |
| 7               | 0                                       | 100 | 0   | 0   | 0   | 0   | 100   |
| 8               | 100                                     | 0   | 0   | 0   | 0   | 0   | 100   |
| 9               | 100                                     | 0   | 0   | 0   | 0   | 0   | 100   |
| 10              | 90                                      | 0   | 0   | 0   | 10  | 0   | 100   |
| 11              | 0                                       | 0   | 0   | 100 | 0   | 0   | 100   |
| 12              | 100                                     | 0   | 0   | 0   | 0   | 0   | 100   |
| 14              | 100                                     | 0   | 0   | 0   | 0   | 0   | 100   |
| 15              | 90                                      | 0   | 0   | 10  | 0   | 0   | 100   |
| 16              | 50                                      | 0   | 50  | 0   | 0   | 0   | 100   |
| 17              | 20                                      | 20  | 0   | 60  | 0   | 0   | 100   |
| 18              | 0                                       | 0   | 100 | 0   | 0   | 0   | 100   |
| 19              | 0                                       | 0   | 100 | 0   | 0   | 0   | 100   |
| 20              | 0                                       | 0   | 0   | 0   | 0   | 100 | 100   |
| 21              | 50                                      | 0   | 0   | 0   | 50  | 0   | 100   |
| 22              | 50                                      | 0   | 50  | 0   | 0   | 0   | 100   |
| 23              | 50                                      | 0   | 50  | 0   | 0   | 0   | 100   |
| 24              | 100                                     | 0   | 0   | 0   | 0   | 0   | 100   |
| 25              | 50                                      | 0   | 20  | 0   | 30  | 0   | 100   |
| 26              | 2                                       | 0   | 0   | 0   | 98  | 0   | 100   |
| 27              | 100                                     | 0   | 0   | 0   | 0   | 0   | 100   |
| 28              | 70                                      | 10  | 5   | 5   | 5   | 5   | 100   |
| 29              | 75                                      | 0   | 0   | 25  | 0   | 0   | 100   |
| 30              | 70                                      | 0   | 0   | 0   | 30  | 0   | 100   |
| 31              | 100                                     | 0   | 0   | 0   | 0   | 0   | 100   |
| 32              | 0                                       | 0   | 50  | 50  | 0   | 0   | 100   |
| 33              | 100                                     | 0   | 0   | 0   | 0   | 0   | 100   |
| 34              | 100                                     | 0   | 0   | 0   | 0   | 0   | 100   |
| 35              | 95                                      | 5   | 0   | 0   | 0   | 0   | 100   |
| 36              | 100                                     | 0   | 0   | 0   | 0   | 0   | 100   |
| 38              | 50                                      | 0   | 20  | 0   | 30  | 0   | 100   |
| 39              | 30                                      | 0   | 0   | 0   | 70  | 0   | 100   |
| 40              | 100                                     | 0   | 0   | 0   | 0   | 0   | 100   |
| 41              | 100                                     | 0   | 0   | 0   | 0   | 0   | 100   |
| 42              | 10                                      | 0   | 90  | 0   | 0   | 0   | 100   |
| 43              | 100                                     | 0   | 0   | 0   | 0   | 0   | 100   |
| 45              | 100                                     | 0   | 0   | 0   | 0   | 0   | 100   |
| 46              | 75                                      | 0   | 15  | 10  | 0   | 0   | 100   |
| 47              | 90                                      | 10  |     | 0   | 0   | 0   | 100   |
| 48              | 75                                      | 0   | 25  | 0   | 0   | 0   | 100   |
| 49              | 0                                       | 0   | 50  | 50  | 0   | 0   | 100   |
| 50              | 50                                      | 40  | 10  | 0   | 0   | 0   | 100   |
| 51              | 100                                     | 0   | 0   | 0   | 0   | 0   | 100   |

| Questionnaire # | % FISHING TIME IN EACH ANGLER ZONE AREA |    |     |    |     |     | Total |
|-----------------|---|----|-----|----|-----|-----|-------|
|                 | A                                       | B  | C   | D  | E   | F   |       |
| 52              | 44                                      | 0  | 22  | 0  | 22  | 12  | 100   |
| 53              | 50                                      | 50 | 0   | 0  | 0   | 0   | 100   |
| 54              | 20                                      | 0  | 70  | 0  | 10  | 0   | 100   |
| 55              | 100                                     | 0  | 0   | 0  | 0   | 0   | 100   |
| 56              | 100                                     | 0  | 0   | 0  |     | 0   | 100   |
| 57              | 0                                       | 0  | 0   | 0  | 100 | 0   | 100   |
| 58              | 100                                     | 0  | 0   | 0  | 0   | 0   | 100   |
| 59              | 100                                     | 0  | 0   | 0  | 0   | 0   | 100   |
| 60              | 100                                     | 0  | 0   | 0  | 0   | 0   | 100   |
| 61              | 100                                     | 0  | 0   | 0  | 0   | 0   | 100   |
| 62              | 0                                       | 0  | 100 | 0  | 0   | 0   | 100   |
| 63              | 20                                      | 0  | 70  | 10 | 0   | 0   | 100   |
| 64              | 80                                      | 0  | 20  | 0  | 0   | 0   | 100   |
| 65              | 100                                     | 0  | 0   | 0  | 0   | 0   | 100   |
| 66              | 100                                     | 0  | 0   | 0  | 0   | 0   | 100   |
| 67              | 25                                      | 0  | 75  | 0  | 0   | 0   | 100   |
| 68              | 100                                     | 0  | 0   | 0  | 0   | 0   | 100   |
| 69              | 0                                       | 0  | 100 | 0  | 0   | 0   | 100   |
| 70              | 0                                       | 0  | 0   | 0  | 1   | 99  | 100   |
| 71              | 15                                      | 0  | 0   | 0  | 10  | 75  | 100   |
| 72              | 33                                      | 0  | 67  | 0  | 0   | 0   | 100   |
| 73              | 0                                       | 0  | 50  | 0  | 50  | 0   | 100   |
| 74              | 100                                     | 0  | 0   | 0  | 0   | 0   | 100   |
| 75              | 50                                      | 0  | 30  | 10 | 10  | 0   | 100   |
| 76              | 25                                      | 0  | 75  | 0  | 0   | 0   | 100   |
| 77              | 90                                      | 0  | 0   | 0  | 10  | 0   | 100   |
| 78              | 80                                      | 0  | 20  | 0  | 0   | 0   | 100   |
| 79              | 100                                     | 0  | 0   | 0  | 0   | 0   | 100   |
| 80              | 100                                     | 0  | 0   | 0  | 0   | 0   | 100   |
| 81              | 100                                     | 0  | 0   | 0  | 0   | 0   | 100   |
| 82              | 92                                      | 8  | 0   | 0  | 0   | 0   | 100   |
| 83              | 92                                      | 8  | 0   | 0  | 0   | 0   | 100   |
| 84              | 0                                       | 0  | 100 | 0  | 0   | 0   | 100   |
| 85              | 100                                     | 0  | 0   | 0  | 0   | 0   | 100   |
| 86              | 60                                      | 0  | 40  | 0  | 0   | 0   | 100   |
| 87              | 0                                       | 0  | 45  | 55 | 0   | 0   | 100   |
| 88              | 99                                      | 0  | 0   | 0  | 1   | 0   | 100   |
| 89              | 0                                       | 0  | 0   | 0  | 0   | 100 | 100   |
| 92              | 20                                      | 0  | 0   | 0  | 80  | 0   | 100   |
| 93              | 15                                      | 80 | 0   | 0  | 5   | 0   | 100   |
| 94              | 25                                      | 0  | 75  | 0  | 0   | 0   | 100   |
| 95              | 1                                       | 0  | 99  | 0  | 0   | 0   | 100   |
| 96              | 0                                       | 0  | 100 | 0  | 0   | 0   | 100   |
| 97              | 0                                       | 0  | 25  | 0  | 75  | 0   | 100   |
| 98              | 60                                      | 0  | 40  | 0  | 0   | 0   | 100   |
| 99              | 100                                     | 0  | 0   | 0  | 0   | 0   | 100   |
| 100             | 60                                      | 20 | 10  | 0  | 10  | 0   | 100   |
| 101             | 70                                      | 0  | 15  | 15 | 0   | 0   | 100   |
| 102             | 0                                       | 0  | 75  | 0  | 25  | 0   | 100   |
| 103             | 100                                     | 0  | 0   | 0  | 0   | 0   | 100   |

| Questionnaire # | % FISHING TIME IN EACH ANGLER ZONE AREA |    |     |    |     |    | Total |
|-----------------|---|----|-----|----|-----|----|-------|
|                 | A                                       | B  | C   | D  | E   | F  |       |
| 104             | 0                                       | 0  | 0   | 0  | 75  | 25 | 100   |
| 105             | 100                                     | 0  | 0   | 0  | 0   | 0  | 100   |
| 106             | 100                                     | 0  | 0   | 0  | 0   | 0  | 100   |
| 107             | 25                                      | 0  | 0   | 0  | 75  | 0  | 100   |
| 108             | 25                                      | 0  | 0   | 0  | 75  | 0  | 100   |
| 109             | 50                                      | 0  | 50  | 0  | 0   | 0  | 100   |
| 110             | 100                                     | 0  | 0   | 0  | 0   | 0  | 100   |
| 111             | 50                                      | 0  | 0   | 30 | 20  | 0  | 100   |
| 112             | 75                                      | 0  | 25  | 0  | 0   | 0  | 100   |
| 113             | 80                                      | 20 | 0   | 0  | 0   | 0  | 100   |
| 114             | 80                                      | 20 | 0   | 0  | 0   | 0  | 100   |
| 115             | 25                                      | 0  | 75  | 0  | 0   | 0  | 100   |
| 116             | 100                                     | 0  | 0   | 0  | 0   | 0  | 100   |
| 117             | 30                                      | 0  | 0   | 0  | 70  | 0  | 100   |
| 118             | 10                                      | 0  | 0   | 0  | 90  | 0  | 100   |
| 119             | 75                                      | 0  | 25  | 0  | 0   | 0  | 100   |
| 120             | 0                                       | 0  | 0   | 0  | 100 | 0  | 100   |
| 121             | 60                                      | 0  | 40  | 0  | 0   | 0  | 100   |
| 122             | 0                                       | 0  | 0   | 0  | 100 |    | 100   |
| 123             | 90                                      | 0  | 5   | 0  | 5   | 0  | 100   |
| 124             | 100                                     | 0  | 0   | 0  | 0   | 0  | 100   |
| 125             | 100                                     | 0  | 0   | 0  | 0   | 0  | 100   |
| 126             | 100                                     | 0  | 0   | 0  | 0   | 0  | 100   |
| 127             | 100                                     | 0  | 0   | 0  | 0   | 0  | 100   |
| 128             | 100                                     | 0  | 0   | 0  | 0   | 0  | 100   |
| 129             | 50                                      | 0  | 25  | 0  | 25  | 0  | 100   |
| 130             | 90                                      | 0  | 0   | 0  | 10  | 0  | 100   |
| 131             | 40                                      | 10 | 10  | 10 | 30  | 0  | 100   |
| 132             | 80                                      | 20 | 0   | 0  | 0   | 0  | 100   |
| 133             | 15                                      | 0  | 0   | 0  | 60  | 25 | 100   |
| 134             | 100                                     | 0  | 0   | 0  | 0   | 0  | 100   |
| 135             | 100                                     | 0  | 0   | 0  | 0   | 0  | 100   |
| 136             | 75                                      | 25 | 0   | 0  | 0   | 0  | 100   |
| 137             | 0                                       | 0  | 100 | 0  | 0   | 0  | 100   |
| 138             | 90                                      | 0  | 0   | 0  | 5   | 5  | 100   |
| 139             | 0                                       | 0  | 0   | 0  | 100 | 0  | 100   |
| 140             | 100                                     | 0  | 0   | 0  | 0   | 0  | 100   |
| 141             | 100                                     | 0  | 0   | 0  | 0   | 0  | 100   |
| 142             | 20                                      | 80 | 0   | 0  | 0   | 0  | 100   |
| 143             | 90                                      | 0  | 0   | 0  | 0   | 10 | 100   |
| 144             | 70                                      | 0  | 0   | 0  | 30  | 0  | 100   |
| 145             | 50                                      | 25 | 25  | 0  | 0   | 0  | 100   |
| 146             | 100                                     | 0  | 0   | 0  | 0   | 0  | 100   |
| 147             | 100                                     | 0  | 0   | 0  | 0   | 0  | 100   |
| 148             | 20                                      | 0  | 80  | 0  | 0   | 0  | 100   |
| 149             | 100                                     | 0  | 0   | 0  | 0   | 0  | 100   |
| 150             | 100                                     | 0  | 0   | 0  | 0   | 0  | 100   |
| 152             | 100                                     | 0  | 0   | 0  | 0   | 0  | 100   |
| 153             | 85                                      | 0  | 0   | 0  | 0   | 15 | 100   |
| 154             | 100                                     | 0  | 0   | 0  | 0   | 0  | 100   |

| Questionnaire # | % FISHING TIME IN EACH ANGLER ZONE AREA |    |     |     |     |    | Total |
|-----------------|---|----|-----|-----|-----|----|-------|
|                 | A                                       | B  | C   | D   | E   | F  |       |
| 155             | 100                                     | 0  | 0   | 0   | 0   | 0  | 100   |
| 156             | 100                                     | 0  | 0   | 0   | 0   | 0  | 100   |
| 157             | 90                                      | 5  | 5   | 0   | 0   | 0  | 100   |
| 158             | 50                                      | 50 | 0   | 0   | 0   | 0  | 100   |
| 159             | 50                                      | 50 | 0   | 0   | 0   | 0  | 100   |
| 160             | 65                                      | 35 | 0   | 0   | 0   | 0  | 100   |
| 161             | 20                                      | 0  | 0   | 0   | 0   | 80 | 100   |
| 162             | 0                                       | 0  | 100 | 0   | 0   | 0  | 100   |
| 164             | 90                                      | 10 | 0   | 0   | 0   | 0  | 100   |
| 165             | 80                                      | 10 | 10  | 0   | 0   | 0  | 100   |
| 166             | 100                                     | 0  | 0   | 0   | 0   | 0  | 100   |
| 167             | 100                                     | 0  | 0   | 0   | 0   | 0  | 100   |
| 168             | 45                                      | 0  | 55  | 0   | 0   | 0  | 100   |
| 169             | 35                                      | 0  | 50  | 10  | 0   | 5  | 100   |
| 170             | 100                                     | 0  | 0   | 0   | 0   | 0  | 100   |
| 171             | 90                                      | 0  | 0   | 10  | 0   | 0  | 100   |
| 172             | 100                                     | 0  | 0   | 0   | 0   | 0  | 100   |
| 173             | 85                                      | 15 | 0   | 0   | 0   | 0  | 100   |
| 174             | 30                                      | 60 | 0   | 10  | 0   | 0  | 100   |
| 175             | 70                                      | 0  | 0   | 20  | 10  | 0  | 100   |
| 176             | 100                                     | 0  | 0   | 0   | 0   | 0  | 100   |
| 177             | 40                                      | 0  | 60  | 0   | 0   | 0  | 100   |
| 178             | 50                                      | 0  | 25  | 25  | 0   | 0  | 100   |
| 182             | 0                                       | 0  | 20  | 0   | 80  | 0  | 100   |
| 183             | 100                                     | 0  | 0   | 0   | 0   | 0  | 100   |
| 184             | 25                                      | 50 | 0   | 25  | 0   | 0  | 100   |
| 185             | 10                                      | 40 | 40  | 0   | 0   | 10 | 100   |
| 186             | 0                                       | 0  | 0   | 100 | 0   | 0  | 100   |
| 187             | 0                                       | 0  | 0   | 0   | 100 | 0  | 100   |
| 188             | 20                                      | 0  | 80  | 0   | 0   | 0  | 100   |
| 189             | 100                                     | 0  | 0   | 0   | 0   | 0  | 100   |
| 190             | 30                                      | 0  | 40  | 30  | 0   | 0  | 100   |
| 191             | 40                                      | 40 | 0   | 20  | 0   | 0  | 100   |
| 193             | 0                                       | 0  | 0   | 0   | 100 | 0  | 100   |
| 194             | 60                                      | 40 | 0   | 0   | 0   | 0  | 100   |
| 195             | 30                                      | 35 | 35  | 0   | 0   | 0  | 100   |
| 199             | 0                                       | 0  | 50  | 0   | 50  | 0  | 100   |
| 202             | 100                                     | 0  | 0   | 0   | 0   | 0  | 100   |
| 205             | 100                                     | 0  | 0   | 0   | 0   | 0  | 100   |
| 206             | 100                                     | 0  | 0   | 0   | 0   | 0  | 100   |
| 207             | 50                                      | 50 | 0   | 0   | 0   | 0  | 100   |
| 208             | 100                                     | 0  | 0   | 0   | 0   | 0  | 100   |
| 209             | 60                                      | 15 | 5   | 0   | 10  | 10 | 100   |
| 210             | 20                                      | 0  | 60  | 0   | 0   | 20 | 100   |
| 212             | 70                                      | 20 | 10  | 0   | 0   | 0  | 100   |
| 213             | 80                                      | 0  | 0   | 0   | 20  | 0  | 100   |
| 214             | 100                                     | 0  | 0   | 0   | 0   | 0  | 100   |
| 215             | 0                                       | 0  | 100 | 0   | 0   | 0  | 100   |
| 216             | 74                                      | 18 | 0   | 0   | 8   | 0  | 100   |
| 217             | 60                                      | 10 | 20  | 10  | 0   | 0  | 100   |

| Questionnaire # | % FISHING TIME IN EACH ANGLER ZONE AREA |          |           |          |          |          | Total |
|-----------------|---|----------|-----------|----------|----------|----------|-------|
|                 | A                                       | B        | C         | D        | E        | F        |       |
| 218             | 100                                     | 0        | 0         | 0        | 0        | 0        | 100   |
| 219             | 100                                     | 0        | 0         | 0        | 0        | 0        | 100   |
| 220             | 0                                       | 100      | 0         | 0        | 0        | 0        | 100   |
| 221             | 50                                      | 0        | 40        | 0        | 0        | 10       | 100   |
| 222             | 50                                      | 0        | 50        | 0        | 0        | 0        | 100   |
| 223             | 100                                     | 0        | 0         | 0        | 0        | 0        | 100   |
| 224             | 90                                      | 0        | 10        | 0        | 0        | 0        | 100   |
| 225             | 32                                      | 0        | 32        | 36       | 0        | 0        | 100   |
| 226             | 100                                     | 0        | 0         | 0        | 0        | 0        | 100   |
| 227             | 75                                      | 0        | 25        | 0        | 0        | 0        | 100   |
| 228             | 100                                     | 0        | 0         | 0        | 0        | 0        | 100   |
| 229             | 100                                     | 0        | 0         | 0        | 0        | 0        | 100   |
| 230             | 30                                      | 0        | 0         | 0        | 30       | 40       | 100   |
| 231             | 100                                     | 0        | 0         | 0        | 0        | 0        | 100   |
| 232             | 100                                     | 0        | 0         | 0        | 0        | 0        | 100   |
| 233             | 100                                     | 0        | 0         | 0        | 0        | 0        | 100   |
| 234             | 100                                     | 0        | 0         | 0        | 0        | 0        | 100   |
| 235             | 100                                     | 0        | 0         | 0        | 0        | 0        | 100   |
| 236             | 100                                     | 0        | 0         | 0        | 0        | 0        | 100   |
| 237             | 100                                     | 0        | 0         | 0        | 0        | 0        | 100   |
| <b>Average</b>  | <b>62</b>                               | <b>6</b> | <b>16</b> | <b>4</b> | <b>9</b> | <b>3</b> |       |

Note: There were **236** "completed" questionnaires for this study. For this question, there were **218 responses**.

**Table G-2 Data from Angler Questionnaire Questions #'s 3 and 4**

**Q3. On Average, how many days do you spend fishing in Manitoba each year?**

**Q4. # of days spent fishing on the Red and/or Assiniboine rivers within the "Angler Zone" map area in 1998**

| Questionnaire # | # Days Spent Fishing in Manitoba Each Year | # Days Spent Fishing in Angler Zone Areas in 1998 | % Fishing Time in Angler Zone Areas in 1998 |
|-----------------|--|---|---|
| 69              | 10   |   | 0%  |
| 83              | 30   |   | 0%  |
| 94              | 10   |   | 0%  |
| 145             | 175  | 3   | 2%  |
| 73              | 30   | 1   | 3%  |
| 198             | 60   | 2   | 3%  |
| 196             | 60   | 3   | 5%  |
| 211             | 100  | 5   | 5%  |
| 136             | 30   | 2   | 7%  |
| 146             | 150  | 10  | 7%  |
| 202             | 60   | 4   | 7%  |
| 236             | 100  | 7   | 7%  |
| 11              | 14   | 1   | 7%  |
| 229             | 70   | 5   | 7%  |
| 75              | 40   | 3   | 8%  |
| 66              | 53   | 5   | 9%  |
| 59              | 20   | 2   | 10%   |
| 84              | 30   | 3   | 10%   |
| 172             | 80   | 8   | 10%   |
| 179             | 100  | 10  | 10%   |
| 85              | 27   | 3   | 11%   |
| 232             | 25   | 3   | 12%   |
| 38              | 40   | 5   | 13%   |
| 209             | 80   | 10  | 13%   |
| 82              | 45   | 6   | 13%   |
| 156             | 30   | 4   | 13%   |
| 74              | 20   | 3   | 15%   |
| 201             | 20   | 3   | 15%   |
| 228             | 20   | 3   | 15%   |
| 65              | 155  | 25  | 16%   |
| 24              | 30   | 5   | 17%   |
| 43              | 12   | 2   | 17%   |
| 110             | 12   | 2   | 17%   |
| 149             | 60   | 10  | 17%   |
| 197             | 30   | 5   | 17%   |
| 223             | 60   | 10  | 17%   |
| 91              | 40   | 7   | 18%   |
| 185             | 40   | 7   | 18%   |
| 4               | 40   | 8   | 20%   |
| 56              | 15   | 3   | 20%   |
| 60              | 20   | 4   | 20%   |



| Questionnaire # | # Days Spent Fishing in Manitoba Each Year | # Days Spent Fishing in Angler Zone Areas in 1998 | % Fishing Time in Angler Zone Areas in 1998 |
|-----------------|--|---|---|
| 68              | 50   | 10  | 20%   |
| 70              | 15   | 3   | 20%   |
| 99              | 30   | 6   | 20%   |
| 132             | 10   | 2   | 20%   |
| 154             | 50   | 10  | 20%   |
| 178             | 10   | 2   | 20%   |
| 183             | 15   | 3   | 20%   |
| 184             | 25   | 5   | 20%   |
| 191             | 50   | 10  | 20%   |
| 192             | 10   | 2   | 20%   |
| 194             | 50   | 10  | 20%   |
| 234             | 25   | 5   | 20%   |
| 147             | 140  | 30  | 21%   |
| 189             | 14   | 3   | 21%   |
| 159             | 45   | 10  | 22%   |
| 63              | 365  | 90  | 25%   |
| 27              | 20   | 5   | 25%   |
| 52              | 40   | 10  | 25%   |
| 77              | 40   | 10  | 25%   |
| 155             | 20   | 5   | 25%   |
| 181             | 12   | 3   | 25%   |
| 205             | 20   | 5   | 25%   |
| 206             | 20   | 5   | 25%   |
| 216             | 20   | 5   | 25%   |
| 221             | 20   | 5   | 25%   |
| 128             | 150  | 40  | 27%   |
| 225             | 30   | 8   | 27%   |
| 237             | 15   | 4   | 27%   |
| 101             | 50   | 14  | 28%   |
| 78              | 50   | 15  | 30%   |
| 141             | 200  | 60  | 30%   |
| 143             | 10   | 3   | 30%   |
| 180             | 10   | 3   | 30%   |
| 233             | 20   | 6   | 30%   |
| 224             | 13   | 4   | 31%   |
| 17              | 40   | 13  | 33%   |
| 45              | 15   | 5   | 33%   |
| 53              | 30   | 10  | 33%   |
| 79              | 30   | 10  | 33%   |
| 81              | 30   | 10  | 33%   |
| 87              | 30   | 10  | 33%   |
| 117             | 60   | 20  | 33%   |
| 134             | 15   | 5   | 33%   |
| 158             | 30   | 10  | 33%   |
| 161             | 45   | 15  | 33%   |
| 164             | 30   | 10  | 33%   |
| 170             | 30   | 10  | 33%   |
| 203             | 15   | 5   | 33%   |

| Questionnaire # | # Days Spent Fishing in Manitoba Each Year | # Days Spent Fishing in Angler Zone Areas in 1998 | % Fishing Time in Angler Zone Areas in 1998 |
|-----------------|--|---|---|
| 220             | 60   | 20  | 33%   |
| 46              | 100  | 35  | 35%   |
| 135             | 20   | 7   | 35%   |
| 16              | 14   | 5   | 36%   |
| 150             | 70   | 25  | 36%   |
| 160             | 55   | 20  | 36%   |
| 44              | 40   | 15  | 38%   |
| 80              | 40   | 15  | 38%   |
| 125             | 8  | 3   | 38%   |
| 165             | 40   | 15  | 38%   |
| 195             | 40   | 15  | 38%   |
| 219             | 40   | 15  | 38%   |
| 20              | 25   | 10  | 40%   |
| 37              | 25   | 10  | 40%   |
| 97              | 10   | 4   | 40%   |
| 100             | 50   | 20  | 40%   |
| 104             | 50   | 20  | 40%   |
| 126             | 50   | 20  | 40%   |
| 131             | 25   | 10  | 40%   |
| 142             | 10   | 4   | 40%   |
| 157             | 10   | 4   | 40%   |
| 167             | 25   | 10  | 40%   |
| 204             | 150  | 60  | 40%   |
| 222             | 25   | 10  | 40%   |
| 14              | 7  | 3   | 43%   |
| 226             | 35   | 15  | 43%   |
| 230             | 70   | 30  | 43%   |
| 23              | 10   | 4.5   | 45%   |
| 114             | 20   | 9   | 45%   |
| 5               | 120  | 60  | 50%   |
| 13              | 20   | 10  | 50%   |
| 15              | 30   | 15  | 50%   |
| 28              | 20   | 10  | 50%   |
| 41              | 100  | 50  | 50%   |
| 42              | 20   | 10  | 50%   |
| 49              | 10   | 5   | 50%   |
| 64              | 20   | 10  | 50%   |
| 72              | 10   | 5   | 50%   |
| 90              | 30   | 15  | 50%   |
| 96              | 14   | 7   | 50%   |
| 103             | 40   | 20  | 50%   |
| 113             | 40   | 20  | 50%   |
| 118             | 60   | 30  | 50%   |
| 129             | 10   | 5   | 50%   |
| 139             | 200  | 100   | 50%   |
| 144             | 100  | 50  | 50%   |
| 151             | 40   | 20  | 50%   |
| 153             | 50   | 25  | 50%   |

| Questionnaire # | # Days Spent Fishing in Manitoba Each Year | # Days Spent Fishing in Angler Zone Areas in 1998 | % Fishing Time in Angler Zone Areas in 1998 |
|-----------------|--|---|---|
| 168             | 50   | 25  | 50%   |
| 177             | 20   | 10  | 50%   |
| 186             | 10   | 5   | 50%   |
| 207             | 60   | 30  | 50%   |
| 212             | 60   | 30  | 50%   |
| 227             | 20   | 10  | 50%   |
| 34              | 30   | 16  | 53%   |
| 12              | 14   | 8   | 57%   |
| 19              | 50   | 30  | 60%   |
| 109             | 50   | 30  | 60%   |
| 171             | 30   | 18  | 60%   |
| 174             | 10   | 6   | 60%   |
| 208             | 25   | 15  | 60%   |
| 213             | 25   | 15  | 60%   |
| 231             | 50   | 30  | 60%   |
| 50              | 90   | 60  | 67%   |
| 51              | 30   | 20  | 67%   |
| 54              | 60   | 40  | 67%   |
| 67              | 75   | 50  | 67%   |
| 105             | 30   | 20  | 67%   |
| 111             | 30   | 20  | 67%   |
| 116             | 150  | 100   | 67%   |
| 124             | 30   | 20  | 67%   |
| 140             | 150  | 100   | 67%   |
| 188             | 30   | 20  | 67%   |
| 218             | 30   | 20  | 67%   |
| 182             | 20   | 14  | 70%   |
| 71              | 14   | 10  | 71%   |
| 133             | 30   | 22  | 73%   |
| 10              | 200  | 150   | 75%   |
| 30              | 100  | 75  | 75%   |
| 48              | 100  | 75  | 75%   |
| 55              | 20   | 15  | 75%   |
| 98              | 80   | 60  | 75%   |
| 137             | 100  | 75  | 75%   |
| 175             | 20   | 15  | 75%   |
| 200             | 60   | 45  | 75%   |
| 148             | 165  | 130   | 79%   |
| 2               | 75   | 60  | 80%   |
| 88              | 25   | 20  | 80%   |
| 92              | 50   | 40  | 80%   |
| 107             | 25   | 20  | 80%   |
| 108             | 50   | 40  | 80%   |
| 127             | 50   | 40  | 80%   |
| 190             | 30   | 24  | 80%   |
| 86              | 30   | 25  | 83%   |
| 89              | 60   | 50  | 83%   |
| 93              | 30   | 25  | 83%   |

| Questionnaire # | # Days Spent Fishing in Manitoba Each Year | # Days Spent Fishing in Angler Zone Areas in 1998 | % Fishing Time in Angler Zone Areas in 1998 |
|-----------------|--|---|---|
| 166             | 12   | 10  | 83%   |
| 169             | 30   | 25  | 83%   |
| 122             | 40   | 35  | 88%   |
| 47              | 100  | 90  | 90%   |
| 95              | 100  | 90  | 90%   |
| 130             | 10   | 9   | 90%   |
| 215             | 90   | 85  | 94%   |
| 112             | 20   | 19  | 95%   |
| 119             | 20   | 19  | 95%   |
| 62              | 60   | 59  | 98%   |
| 138             | 60   | 59  | 98%   |
| 3               | 5  | 5   | 100%  |
| 6               | 20   | 20  | 100%  |
| 7               | 2  | 2   | 100%  |
| 8               | 15   | 15  | 100%  |
| 9               | 8  | 8   | 100%  |
| 21              | 20   | 20  | 100%  |
| 22              | 10   | 10  | 100%  |
| 25              | 20   | 20  | 100%  |
| 26              | 10   | 10  | 100%  |
| 29              | 5  | 5   | 100%  |
| 31              | 10   | 10  | 100%  |
| 32              | 5  | 5   | 100%  |
| 33              | 2  | 2   | 100%  |
| 35              | 15   | 15  | 100%  |
| 36              | 5  | 5   | 100%  |
| 39              | 200  | 200   | 100%  |
| 40              | 200  | 200   | 100%  |
| 57              | 130  | 130   | 100%  |
| 61              | 40   | 40  | 100%  |
| 76              | 5  | 5   | 100%  |
| 102             | 110  | 110   | 100%  |
| 106             | 30   | 30  | 100%  |
| 115             | 12   | 12  | 100%  |
| 120             | 3  | 3   | 100%  |
| 121             | 30   | 30  | 100%  |
| 123             | 200  | 200   | 100%  |
| 152             | 6  | 6   | 100%  |
| 162             | 20   | 20  | 100%  |
| 173             | 40   | 40  | 100%  |
| 176             | 3  | 3   | 100%  |
| 187             | 60   | 60  | 100%  |
| 193             | 60   | 60  | 100%  |
| 199             | 50   | 50  | 100%  |
| 210             | 15   | 15  | 100%  |
| 214             | 30   | 30  | 100%  |
| 217             | 100  | 100   | 100%  |
| 235             | 20   | 20  | 100%  |

| Questionnaire # | # Days Spent Fishing in Manitoba Each Year | # Days Spent Fishing in Angler Zone Areas in 1998 | % Fishing Time in Angler Zone Areas in 1998 |
|-----------------|--|---|---|
| Total           | 10766                                      | 5440.5  | -   |
| Average         | 46   | 24  | 51%   |
| Std dev         | 47   | 33  | 31%   |

Number of responses for Q. 3 = 233

Number of responses for Q. 4 = 231

**Table G-3 Data from Angler Questionnaire Question # 5**

**Q5. During Which Seasons Do You Fish On The Red River?**

| Questionnaire # | Season                 |                        |                      |  |
|-----------------|------------------------|------------------------|----------------------|--|
|                 | Spring<br>(May - June) | Summer<br>(July - Aug) | Fall<br>(Sept - Oct) | Winter to Early<br>Spring<br>(Nov - Apr) |
| 1               |                        |                        |                      |  |
| 2               | 1                      | 1                      | 1                    | 1  |
| 3               | 1                      | 1                      |                      |  |
| 4               | 1                      | 1                      | 1                    | 1  |
| 5               |                        | 1                      |                      | 1  |
| 6               | 1                      | 1                      | 1                    |  |
| 7               |                        | 1                      | 1                    |  |
| 8               | 1                      | 1                      | 1                    |  |
| 9               | 1                      | 1                      | 1                    |  |
| 10              | 1                      | 1                      | 1                    |  |
| 11              |                        | 1                      |                      |  |
| 12              | 1                      |                        | 1                    |  |
| 13              | 1                      |                        |                      |  |
| 14              |                        | 1                      |                      |  |
| 15              | 1                      |                        | 1                    |  |
| 16              | 1                      |                        |                      |  |
| 17              |                        | 1                      | 1                    |  |
| 18              |                        |                        |                      |  |
| 19              |                        | 1                      | 1                    |  |
| 20              | 1                      |                        |                      |  |
| 21              | 1                      | 1                      |                      |  |
| 22              |                        | 1                      |                      |  |
| 23              | 1                      | 1                      |                      |  |
| 24              | 1                      | 1                      | 1                    |  |
| 25              |                        | 1                      |                      |  |
| 26              |                        | 1                      |                      |  |
| 27              |                        |                        | 1                    |  |
| 28              | 1                      | 1                      | 1                    | 1  |
| 29              | 1                      |                        | 1                    |  |
| 30              | 1                      | 1                      | 1                    | 1  |
| 31              | 1                      | 1                      | 1                    |  |
| 32              | 1                      |                        |                      |  |
| 33              |                        | 1                      |                      |  |
| 34              | 1                      |                        | 1                    | 1  |
| 35              | 1                      | 1                      | 1                    |  |
| 36              |                        | 1                      | 1                    |  |
| 37              | 1                      | 1                      |                      |  |
| 38              | 1                      | 1                      |                      | 1  |
| 39              | 1                      | 1                      | 1                    | 1  |
| 40              | 1                      | 1                      | 1                    |  |
| 41              | 1                      | 1                      | 1                    | 1  |
| 42              | 1                      | 1                      | 1                    | 1  |
| 43              |                        | 1                      | 1                    |  |
| 44              | 1                      |                        | 1                    | 1  |

| Questionnaire # | Season                 |                        |                      |  |
|-----------------|------------------------|------------------------|----------------------|--|
|                 | Spring<br>(May - June) | Summer<br>(July - Aug) | Fall<br>(Sept - Oct) | Winter to Early<br>Spring<br>(Nov - Apr) |
| 45              |                        | 1                      | 1                    | 1  |
| 46              |                        | 1                      |                      | 1  |
| 47              |                        |                        | 1                    | 1  |
| 48              | 1                      | 1                      |                      |  |
| 49              |                        |                        | 1                    |  |
| 50              | 1                      | 1                      | 1                    |  |
| 51              | 1                      |                        | 1                    |  |
| 52              | 1                      | 1                      | 1                    | 1  |
| 53              |                        | 1                      |                      | 1  |
| 54              |                        | 1                      | 1                    |  |
| 55              |                        |                        |                      | 1  |
| 56              |                        |                        | 1                    |  |
| 57              |                        |                        |                      |  |
| 58              |                        |                        | 1                    | 1  |
| 59              | 1                      |                        | 1                    |  |
| 60              |                        | 1                      | 1                    |  |
| 61              |                        |                        | 1                    | 1  |
| 62              | 1                      | 1                      | 1                    |  |
| 63              | 1                      | 1                      | 1                    | 1  |
| 64              | 1                      | 1                      | 1                    |  |
| 65              | 1                      | 1                      | 1                    | 1  |
| 66              |                        |                        | 1                    |  |
| 67              | 1                      | 1                      | 1                    | 1  |
| 68              |                        |                        | 1                    | 1  |
| 69              |                        | 1                      |                      |  |
| 70              |                        |                        |                      |  |
| 71              | 1                      | 1                      | 1                    |  |
| 72              | 1                      |                        | 1                    |  |
| 73              |                        | 1                      |                      |  |
| 74              |                        | 1                      |                      |  |
| 75              |                        |                        | 1                    | 1  |
| 76              | 1                      | 1                      | 1                    | 1  |
| 77              |                        | 1                      | 1                    | 1  |
| 78              |                        | 1                      | 1                    |  |
| 79              | 1                      | 1                      |                      |  |
| 80              | 1                      | 1                      |                      |  |
| 81              |                        |                        | 1                    | 1  |
| 82              | 1                      | 1                      | 1                    | 1  |
| 83              | 1                      | 1                      | 1                    | 1  |
| 84              |                        | 1                      | 1                    |  |
| 85              |                        |                        | 1                    |  |
| 86              | 1                      | 1                      | 1                    |  |
| 87              |                        | 1                      | 1                    |  |
| 88              |                        | 1                      | 1                    | 1  |
| 89              |                        |                        |                      |  |
| 90              | 1                      | 1                      | 1                    |  |
| 91              | 1                      | 1                      |                      |  |
| 92              | 1                      | 1                      | 1                    | 1  |

| Questionnaire # | Season                 |                        |                      |  |
|-----------------|------------------------|------------------------|----------------------|--|
|                 | Spring<br>(May - June) | Summer<br>(July - Aug) | Fall<br>(Sept - Oct) | Winter to Early<br>Spring<br>(Nov - Apr) |
| 93              | 1                      | 1                      |                      |  |
| 94              | 1                      | 1                      |                      |  |
| 95              | 1                      | 1                      |                      |  |
| 96              |                        | 1                      |                      |  |
| 97              | 1                      | 1                      |                      |  |
| 98              | 1                      | 1                      | 1                    | 1  |
| 99              | 1                      | 1                      | 1                    | 1  |
| 100             | 1                      | 1                      | 1                    | 1  |
| 101             | 1                      | 1                      | 1                    |  |
| 102             | 1                      | 1                      | 1                    |  |
| 103             |                        |                        | 1                    | 1  |
| 104             |                        |                        |                      |  |
| 105             | 1                      | 1                      | 1                    |  |
| 106             |                        | 1                      | 1                    |  |
| 107             | 1                      | 1                      | 1                    |  |
| 108             | 1                      | 1                      | 1                    | 1  |
| 109             | 1                      | 1                      |                      |  |
| 110             |                        |                        | 1                    |  |
| 111             | 1                      |                        |                      |  |
| 112             | 1                      | 1                      | 1                    |  |
| 113             | 1                      | 1                      | 1                    |  |
| 114             |                        |                        | 1                    | 1  |
| 115             | 1                      | 1                      | 1                    |  |
| 116             |                        | 1                      | 1                    | 1  |
| 117             |                        | 1                      |                      | 1  |
| 118             | 1                      |                        |                      |  |
| 119             |                        | 1                      |                      |  |
| 120             | 1                      | 1                      |                      |  |
| 121             | 1                      | 1                      | 1                    | 1  |
| 122             |                        |                        |                      |  |
| 123             | 1                      | 1                      | 1                    |  |
| 124             |                        |                        | 1                    |  |
| 125             |                        | 1                      |                      |  |
| 126             | 1                      | 1                      |                      |  |
| 127             | 1                      | 1                      | 1                    | 1  |
| 128             |                        |                        | 1                    | 1  |
| 129             | 1                      | 1                      |                      |  |
| 130             |                        | 1                      |                      |  |
| 131             | 1                      | 1                      |                      |  |
| 132             | 1                      | 1                      | 1                    |  |
| 133             | 1                      |                        | 1                    | 1  |
| 134             | 1                      | 1                      |                      | 1  |
| 135             |                        |                        |                      | 1  |
| 136             | 1                      | 1                      | 1                    | 1  |
| 137             | 1                      | 1                      | 1                    |  |
| 138             | 1                      | 1                      |                      |  |
| 139             | 1                      | 1                      | 1                    |  |
| 140             | 1                      | 1                      | 1                    | 1  |



| Questionnaire # | Season                 |                        |                      |  |
|-----------------|------------------------|------------------------|----------------------|--|
|                 | Spring<br>(May - June) | Summer<br>(July - Aug) | Fall<br>(Sept - Oct) | Winter to Early<br>Spring<br>(Nov - Apr) |
| 141             | 1                      | 1                      | 1                    | 1  |
| 142             | 1                      | 1                      | 1                    | 1  |
| 143             |                        | 1                      |                      |  |
| 144             | 1                      | 1                      | 1                    |  |
| 145             | 1                      | 1                      |                      |  |
| 146             | 1                      |                        | 1                    |  |
| 147             |                        | 1                      |                      | 1  |
| 148             | 1                      | 1                      | 1                    |  |
| 149             |                        | 1                      | 1                    | 1  |
| 150             | 1                      | 1                      | 1                    | 1  |
| 151             | 1                      | 1                      | 1                    |  |
| 152             |                        |                        | 1                    |  |
| 153             | 1                      | 1                      | 1                    |  |
| 154             | 1                      | 1                      | 1                    |  |
| 155             |                        |                        |                      | 1  |
| 156             |                        |                        |                      | 1  |
| 157             | 1                      | 1                      | 1                    |  |
| 158             | 1                      | 1                      |                      |  |
| 159             | 1                      |                        |                      |  |
| 160             | 1                      | 1                      | 1                    |  |
| 161             |                        | 1                      |                      | 1  |
| 162             | 1                      | 1                      | 1                    |  |
| 163             |                        |                        |                      |  |
| 164             |                        |                        | 1                    |  |
| 165             |                        |                        | 1                    |  |
| 166             |                        |                        |                      | 1  |
| 167             |                        |                        | 1                    |  |
| 168             | 1                      | 1                      | 1                    |  |
| 169             | 1                      | 1                      | 1                    |  |
| 170             |                        |                        | 1                    |  |
| 171             | 1                      | 1                      | 1                    |  |
| 172             |                        |                        | 1                    | 1  |
| 173             | 1                      |                        | 1                    | 1  |
| 174             | 1                      | 1                      |                      |  |
| 175             | 1                      | 1                      |                      |  |
| 176             |                        | 1                      | 1                    |  |
| 177             |                        | 1                      | 1                    | 1  |
| 178             | 1                      | 1                      | 1                    | 1  |
| 179             | 1                      | 1                      | 1                    |  |
| 180             |                        |                        | 1                    |  |
| 181             | 1                      | 1                      | 1                    |  |
| 182             | 1                      | 1                      | 1                    |  |
| 183             | 1                      | 1                      | 1                    |  |
| 184             | 1                      | 1                      | 1                    | 1  |
| 185             |                        | 1                      |                      |  |
| 186             | 1                      |                        |                      |  |
| 187             |                        |                        |                      |  |
| 188             | 1                      | 1                      | 1                    | 1  |

| Questionnaire # | Season                 |                        |                      |  |
|-----------------|------------------------|------------------------|----------------------|--|
|                 | Spring<br>(May - June) | Summer<br>(July - Aug) | Fall<br>(Sept - Oct) | Winter to Early<br>Spring<br>(Nov - Apr) |
| 189             |                        | 1                      | 1                    |  |
| 190             | 1                      | 1                      | 1                    | 1  |
| 191             | 1                      | 1                      | 1                    | 1  |
| 192             |                        | 1                      |                      |  |
| 193             |                        |                        |                      |  |
| 194             | 1                      |                        | 1                    | 1  |
| 195             |                        |                        | 1                    |  |
| 196             | 1                      |                        | 1                    |  |
| 197             | 1                      |                        |                      |  |
| 198             | 1                      |                        | 1                    |  |
| 199             | 1                      | 1                      |                      |  |
| 200             | 1                      | 1                      |                      |  |
| 201             |                        |                        |                      | 1  |
| 202             | 1                      |                        | 1                    |  |
| 203             |                        | 1                      | 1                    |  |
| 204             | 1                      | 1                      | 1                    |  |
| 205             | 1                      | 1                      | 1                    |  |
| 206             | 1                      | 1                      | 1                    |  |
| 207             | 1                      | 1                      | 1                    |  |
| 208             | 1                      |                        | 1                    |  |
| 209             | 1                      | 1                      | 1                    |  |
| 210             | 1                      | 1                      |                      |  |
| 211             | 1                      | 1                      | 1                    | 1  |
| 212             |                        | 1                      |                      | 1  |
| 213             | 1                      | 1                      | 1                    |  |
| 214             |                        |                        | 1                    | 1  |
| 215             | 1                      | 1                      | 1                    |  |
| 216             | 1                      |                        | 1                    |  |
| 217             | 1                      | 1                      | 1                    | 1  |
| 218             | 1                      | 1                      |                      | 1  |
| 219             |                        |                        | 1                    |  |
| 220             | 1                      | 1                      | 1                    |  |
| 221             | 1                      | 1                      |                      |  |
| 222             | 1                      | 1                      | 1                    |  |
| 223             | 1                      | 1                      |                      |  |
| 224             | 1                      |                        |                      | 1  |
| 225             | 1                      | 1                      |                      |  |
| 226             |                        |                        | 1                    |  |
| 227             | 1                      |                        | 1                    |  |
| 228             |                        |                        | 1                    | 1  |
| 229             |                        |                        |                      |  |
| 230             |                        |                        | 1                    |  |
| 231             |                        |                        | 1                    |  |
| 232             | 1                      |                        |                      |  |
| 233             |                        |                        | 1                    | 1  |
| 234             |                        |                        |                      | 1  |
| 235             | 1                      | 1                      | 1                    |  |
| 236             |                        |                        | 1                    | 1  |

| Questionnaire # | Season                 |                        |                      |  |
|-----------------|------------------------|------------------------|----------------------|--|
|                 | Spring<br>(May - June) | Summer<br>(July - Aug) | Fall<br>(Sept - Oct) | Winter to Early<br>Spring<br>(Nov - Apr) |
| 237             | 1                      | 1                      | 1                    |  |
| <b>Totals</b>   | <b>144</b>             | <b>158</b>             | <b>154</b>           | <b>76</b>                                |

Number of people who responded to this question = 226

**Table G- 4 Data from Angler Questionnaire Question # 6**

**Q6. During Which Seasons Do You Fish On The Assiniboine River?**

| Questionnaire # | Season       |              |              |                        |
|-----------------|--------------|--------------|--------------|------------------------|
|                 | Spring       | Summer       | Fall         | Winter to Early Spring |
|                 | (May - June) | (July - Aug) | (Sept - Oct) | (Nov - Apr)            |
| 2               | 1            |              | 1            |                        |
| 10              |              | 1            |              |                        |
| 11              |              | 1            |              |                        |
| 13              | 1            |              |              |                        |
| 16              |              | 1            |              |                        |
| 19              |              | 1            | 1            |                        |
| 20              | 1            |              |              |                        |
| 21              | 1            | 1            |              |                        |
| 22              |              | 1            |              |                        |
| 25              | 1            | 1            |              |                        |
| 28              | 1            |              |              |                        |
| 30              | 1            | 1            | 1            |                        |
| 31              | 1            | 1            |              |                        |
| 32              |              | 1            |              |                        |
| 38              | 1            | 1            |              |                        |
| 39              | 1            | 1            | 1            |                        |
| 40              | 1            | 1            | 1            |                        |
| 44              | 1            |              | 1            | 1                      |
| 52              | 1            | 1            | 1            |                        |
| 53              |              | 1            |              |                        |
| 54              |              | 1            | 1            |                        |
| 57              | 1            | 1            | 1            |                        |
| 70              | 1            |              | 1            |                        |
| 71              | 1            | 1            | 1            |                        |
| 73              | 1            | 1            |              |                        |
| 74              |              |              | 1            |                        |
| 77              |              | 1            |              |                        |
| 82              |              | 1            |              |                        |
| 83              | 1            | 1            | 1            | 1                      |
| 88              | 1            |              |              |                        |
| 89              | 1            | 1            | 1            |                        |
| 90              | 1            |              |              |                        |
| 91              |              | 1            |              |                        |
| 92              | 1            | 1            | 1            |                        |
| 93              | 1            | 1            |              |                        |
| 95              |              | 1            |              |                        |
| 96              | 1            | 1            |              |                        |
| 100             |              | 1            | 1            |                        |
| 101             |              |              | 1            |                        |
| 102             | 1            | 1            | 1            |                        |
| 104             | 1            | 1            |              |                        |
| 107             | 1            | 1            | 1            |                        |

| Questionnaire # | Season       |              |              |                        |
|-----------------|--------------|--------------|--------------|------------------------|
|                 | Spring       | Summer       | Fall         | Winter to Early Spring |
|                 | (May - June) | (July - Aug) | (Sept - Oct) | (Nov - Apr)            |
| 108             | 1            | 1            | 1            |                        |
| 111             |              |              | 1            |                        |
| 116             |              |              | 1            |                        |
| 117             |              | 1            |              |                        |
| 118             |              | 1            |              |                        |
| 120             | 1            | 1            |              |                        |
| 121             | 1            |              |              |                        |
| 122             | 1            | 1            | 1            |                        |
| 123             | 1            | 1            | 1            |                        |
| 129             |              | 1            |              |                        |
| 130             |              | 1            |              |                        |
| 131             | 1            |              |              |                        |
| 133             | 1            |              |              |                        |
| 136             |              | 1            |              |                        |
| 137             | 1            |              |              |                        |
| 138             | 1            | 1            |              |                        |
| 139             | 1            | 1            |              |                        |
| 143             |              | 1            | 1            | 1                      |
| 144             |              | 1            |              |                        |
| 145             |              | 1            |              |                        |
| 146             |              |              | 1            |                        |
| 147             |              |              |              | 1                      |
| 151             | 1            |              |              | 1                      |
| 152             | 1            |              |              |                        |
| 156             |              | 1            |              |                        |
| 158             | 1            | 1            |              |                        |
| 161             |              | 1            | 1            |                        |
| 162             | 1            | 1            | 1            |                        |
| 169             | 1            |              |              |                        |
| 175             | 1            | 1            |              |                        |
| 178             |              | 1            |              |                        |
| 179             | 1            | 1            | 1            |                        |
| 181             | 1            | 1            | 1            |                        |
| 184             |              | 1            |              |                        |
| 185             |              | 1            |              |                        |
| 187             | 1            | 1            | 1            |                        |
| 190             |              |              | 1            |                        |
| 191             | 1            |              |              |                        |
| 193             | 1            | 1            | 1            |                        |
| 194             |              | 1            |              |                        |
| 195             |              | 1            |              |                        |
| 196             | 1            |              |              |                        |
| 199             | 1            | 1            |              |                        |
| 200             | 1            | 1            |              |                        |
| 201             | 1            | 1            | 1            |                        |
| 203             |              | 1            |              |                        |
| 204             |              | 1            | 1            |                        |

| Questionnaire # | Season       |              |              |                        |
|-----------------|--------------|--------------|--------------|------------------------|
|                 | Spring       | Summer       | Fall         | Winter to Early Spring |
|                 | (May - June) | (July - Aug) | (Sept - Oct) | (Nov - Apr)            |
| 209             | 1            | 1            | 1            |                        |
| 210             | 1            | 1            |              |                        |
| 213             | 1            | 1            | 1            |                        |
| 216             | 1            |              | 1            |                        |
| 221             |              | 1            |              |                        |
| 223             |              | 1            |              |                        |
| 227             | 1            |              |              |                        |
| 228             |              | 1            |              |                        |
| 230             | 1            |              |              |                        |
| 231             |              |              | 1            |                        |
| <b>Totals</b>   | <b>58</b>    | <b>71</b>    | <b>39</b>    | <b>5</b>               |

Number of people who responded to this question = 99

**Table G-5 Data from Angler Questionnaire Question # 7**

**Q7. How Would You Rate Fishing Along The Red River?**

| Questionnaire # | Excellent | Good | Fair | Poor | No Opinion |
|-----------------|-----------|------|------|------|------------|
| 2               | 1         |      |      |      |            |
| 3               |           |      |      | 1    |            |
| 4               |           | 1    |      |      |            |
| 5               | 1         |      |      |      |            |
| 6               |           |      | 1    |      |            |
| 7               |           |      | 1    |      |            |
| 8               |           | 1    |      |      |            |
| 9               |           | 1    |      |      |            |
| 10              |           |      | 1    |      |            |
| 11              |           | 1    |      |      |            |
| 12              |           |      | 1    |      |            |
| 13              | 1         |      |      |      |            |
| 14              |           |      | 1    |      |            |
| 15              | 1         |      |      |      |            |
| 16              | 1         |      |      |      |            |
| 17              |           | 1    |      |      |            |
| 19              |           |      | 1    |      |            |
| 20              |           |      | 1    |      |            |
| 21              |           | 1    |      |      |            |
| 22              |           |      |      |      | 1          |
| 23              |           |      | 1    |      |            |
| 24              |           |      | 1    |      |            |
| 25              |           | 1    |      |      |            |
| 27              |           |      | 1    |      |            |
| 28              |           |      | 1    |      |            |
| 29              |           | 1    |      |      |            |
| 30              | 1         |      |      |      |            |
| 31              |           | 1    |      |      |            |
| 32              |           | 1    |      |      |            |
| 33              |           |      |      |      | 1          |
| 34              |           | 1    |      |      |            |
| 35              |           | 1    |      |      |            |
| 36              |           | 1    |      |      |            |
| 37              |           | 1    |      |      |            |
| 38              | 1         |      |      |      |            |
| 39              |           | 1    |      |      |            |
| 40              |           | 1    |      |      |            |
| 41              |           | 1    |      |      |            |
| 42              |           |      | 1    |      |            |
| 43              |           | 1    |      |      |            |
| 44              |           |      | 1    |      |            |
| 45              | 1         |      |      |      |            |
| 46              |           | 1    |      |      |            |
| 47              |           |      | 1    |      |            |
| 48              |           |      | 1    |      |            |
| 49              |           | 1    |      |      |            |
| 50              |           |      | 1    |      |            |
| 51              |           | 1    |      |      |            |
| 52              |           | 1    |      |      |            |

| Questionnaire # | Excellent | Good | Fair | Poor | No Opinion |
|-----------------|-----------|------|------|------|------------|
| 53              |           | 1    |      |      |            |
| 54              |           |      | 1    |      |            |
| 55              | 1         |      |      |      |            |
| 56              |           | 1    |      |      |            |
| 57              | 1         |      |      |      |            |
| 58              |           | 1    |      |      |            |
| 59              |           |      | 1    |      |            |
| 60              |           |      | 1    |      |            |
| 61              |           | 1    |      |      |            |
| 62              |           | 1    |      |      |            |
| 63              |           | 1    |      |      |            |
| 64              |           |      | 1    |      |            |
| 65              |           | 1    |      |      |            |
| 66              |           |      | 1    |      |            |
| 67              |           | 1    |      |      |            |
| 68              |           | 1    |      |      |            |
| 69              |           |      |      | 1    |            |
| 70              |           | 1    |      |      |            |
| 71              |           | 1    |      |      |            |
| 72              |           | 1    |      |      |            |
| 73              |           |      |      |      | 1          |
| 74              |           |      | 1    |      |            |
| 75              |           |      |      | 1    |            |
| 76              |           | 1    |      |      |            |
| 77              |           | 1    |      |      |            |
| 78              |           | 1    |      |      |            |
| 79              |           | 1    |      |      |            |
| 80              | 1         |      |      |      |            |
| 81              |           |      | 1    |      |            |
| 82              |           |      |      | 1    |            |
| 83              | 1         |      |      |      |            |
| 84              |           |      | 1    |      |            |
| 85              |           |      |      | 1    |            |
| 86              |           | 1    |      |      |            |
| 87              |           | 1    |      |      |            |
| 88              |           |      | 1    |      |            |
| 90              |           | 1    |      |      |            |
| 91              | 1         |      |      |      |            |
| 92              | 1         |      |      |      |            |
| 93              |           | 1    |      |      |            |
| 94              |           |      |      |      | 1          |
| 95              |           | 1    |      |      |            |
| 96              |           | 1    |      |      |            |
| 97              |           | 1    |      |      |            |
| 98              |           |      | 1    |      |            |
| 99              |           |      | 1    |      |            |
| 100             |           | 1    |      |      |            |
| 101             | 1         |      |      |      |            |
| 102             |           | 1    |      |      |            |
| 103             |           | 1    |      |      |            |
| 104             |           | 1    |      |      |            |
| 105             |           | 1    |      |      |            |
| 106             |           | 1    |      |      |            |
| 107             | 1         |      |      |      |            |



| Questionnaire # | Excellent | Good | Fair | Poor | No Opinion |
|-----------------|-----------|------|------|------|------------|
| 108             | 1         |      |      |      |            |
| 109             |           |      | 1    |      |            |
| 110             |           |      | 1    |      |            |
| 111             |           |      | 1    |      |            |
| 112             |           | 1    |      |      |            |
| 113             |           |      | 1    |      |            |
| 114             |           |      | 1    |      |            |
| 115             |           | 1    |      |      |            |
| 116             |           | 1    |      |      |            |
| 117             | 1         |      |      |      |            |
| 118             | 1         |      |      |      |            |
| 119             |           |      | 1    |      |            |
| 120             |           |      | 1    |      |            |
| 121             | 1         |      |      |      |            |
| 123             | 1         |      |      |      |            |
| 124             |           |      | 1    |      |            |
| 125             |           | 1    |      |      |            |
| 126             | 1         |      |      |      |            |
| 127             |           | 1    |      |      |            |
| 128             | 1         |      |      |      |            |
| 129             |           | 1    |      |      |            |
| 130             |           |      | 1    |      |            |
| 131             |           |      | 1    |      |            |
| 132             |           | 1    | 1    |      |            |
| 133             |           |      | 1    |      |            |
| 134             |           | 1    |      |      |            |
| 135             |           | 1    |      |      |            |
| 136             |           | 1    |      |      |            |
| 137             | 1         |      |      |      |            |
| 138             |           | 1    |      |      |            |
| 139             |           | 1    |      |      |            |
| 140             |           |      | 1    |      |            |
| 141             |           |      | 1    |      |            |
| 142             |           | 1    |      |      |            |
| 143             |           |      | 1    |      |            |
| 144             |           |      | 1    |      |            |
| 145             |           |      | 1    |      |            |
| 146             |           |      | 1    |      |            |
| 147             |           | 1    |      |      |            |
| 148             |           | 1    |      |      |            |
| 149             |           | 1    |      |      |            |
| 150             |           | 1    |      |      |            |
| 151             |           | 1    |      |      |            |
| 152             |           | 1    |      |      |            |
| 153             |           |      | 1    |      |            |
| 154             |           | 1    |      |      |            |
| 155             |           | 1    |      |      |            |
| 156             |           |      |      | 1    |            |
| 157             |           | 1    |      |      |            |
| 158             |           | 1    |      |      |            |
| 159             |           |      | 1    |      |            |
| 160             |           | 1    |      |      |            |
| 161             |           | 1    |      |      |            |
| 162             |           |      | 1    |      |            |

| Questionnaire # | Excellent | Good | Fair | Poor | No Opinion |
|-----------------|-----------|------|------|------|------------|
| 164             |           | 1    |      |      |            |
| 165             |           | 1    |      |      |            |
| 166             |           |      | 1    |      |            |
| 167             |           | 1    |      |      |            |
| 168             | 1         |      |      |      |            |
| 169             | 1         |      |      |      |            |
| 170             |           |      | 1    |      |            |
| 171             | 1         |      |      |      |            |
| 172             |           | 1    | 1    |      |            |
| 173             |           | 1    |      |      |            |
| 174             |           |      | 1    |      |            |
| 175             |           | 1    |      |      |            |
| 176             |           | 1    |      |      |            |
| 177             |           | 1    |      |      |            |
| 178             |           | 1    |      |      |            |
| 179             |           |      | 1    |      |            |
| 180             |           |      | 1    |      |            |
| 181             |           | 1    |      |      |            |
| 182             | 1         |      |      |      |            |
| 183             |           |      | 1    |      |            |
| 184             |           | 1    |      |      |            |
| 185             |           |      | 1    |      |            |
| 186             |           | 1    |      |      |            |
| 188             |           | 1    |      |      |            |
| 189             |           | 1    |      |      |            |
| 190             |           | 1    |      |      |            |
| 191             |           | 1    |      |      |            |
| 192             |           |      | 1    |      |            |
| 194             |           | 1    |      |      |            |
| 195             |           |      |      | 1    |            |
| 196             |           | 1    |      |      |            |
| 197             |           | 1    |      |      |            |
| 198             | 1         |      |      |      |            |
| 199             | 1         |      |      |      |            |
| 200             |           | 1    |      |      |            |
| 201             |           | 1    |      |      |            |
| 202             |           | 1    |      |      |            |
| 203             |           | 1    |      |      |            |
| 204             |           | 1    |      |      |            |
| 205             |           | 1    |      |      |            |
| 206             |           | 1    |      |      |            |
| 207             |           |      | 1    |      |            |
| 208             |           |      | 1    |      |            |
| 209             |           | 1    |      |      |            |
| 210             |           | 1    |      |      |            |
| 211             |           | 1    |      |      |            |
| 212             |           |      | 1    |      |            |
| 213             | 1         |      |      |      |            |
| 214             |           | 1    |      |      |            |
| 215             | 1         |      |      |      |            |
| 216             |           | 1    |      |      |            |
| 217             |           | 1    |      |      |            |
| 218             |           | 1    |      |      |            |
| 219             |           | 1    |      |      |            |

| Questionnaire # | Excellent | Good       | Fair      | Poor     | No Opinion |
|-----------------|-----------|------------|-----------|----------|------------|
| 220             |           | 1          |           |          |            |
| 221             |           |            | 1         |          |            |
| 222             | 1         |            |           |          |            |
| 223             |           |            |           | 1        |            |
| 224             | 1         |            |           |          |            |
| 225             |           |            | 1         |          |            |
| 226             |           | 1          |           |          |            |
| 227             |           |            | 1         |          |            |
| 229             |           |            | 1         |          |            |
| 230             |           | 1          |           |          |            |
| 231             |           | 1          |           |          |            |
| 232             |           |            | 1         |          |            |
| 233             |           | 1          |           |          |            |
| 234             |           | 1          |           |          |            |
| 235             |           | 1          |           |          |            |
| 236             |           |            | 1         |          |            |
| 237             |           |            |           | 1        |            |
| <b>Totals</b>   | <b>34</b> | <b>117</b> | <b>66</b> | <b>9</b> | <b>4</b>   |

Number of responses = 230

**Table G-6 Data from Angler Questionnaire Question # 8**

**Q8. How Would You Rate Fishing Along The Assiniboine River?**

| Questionnaire # | Excellent | Good | Fair | Poor | No Opinion |
|-----------------|-----------|------|------|------|------------|
| 2               | 1         |      |      |      |            |
| 10              |           |      |      | 1    |            |
| 11              |           | 1    |      |      |            |
| 13              | 1         |      |      |      |            |
| 16              | 1         |      |      |      |            |
| 20              |           |      | 1    |      |            |
| 21              |           |      | 1    |      |            |
| 25              |           |      | 1    |      |            |
| 28              |           |      | 1    |      |            |
| 30              | 1         |      |      |      |            |
| 31              |           | 1    |      |      |            |
| 38              |           |      | 1    |      |            |
| 39              |           | 1    |      |      |            |
| 40              | 1         |      |      |      |            |
| 52              |           | 1    |      |      |            |
| 53              |           | 1    |      |      |            |
| 54              |           |      | 1    |      |            |
| 57              | 1         |      |      |      |            |
| 59              |           |      |      | 1    |            |
| 67              |           |      | 1    |      |            |
| 70              |           | 1    |      |      |            |
| 71              | 1         |      |      |      |            |
| 73              |           |      | 1    |      |            |
| 75              |           |      |      | 1    |            |
| 77              |           | 1    |      |      |            |
| 82              |           |      |      | 1    |            |
| 83              |           |      | 1    |      |            |
| 88              |           |      | 1    |      |            |
| 89              | 1         |      |      |      |            |
| 90              |           |      | 1    |      |            |
| 91              |           | 1    |      |      |            |
| 92              | 1         |      |      |      |            |
| 93              |           | 1    |      |      |            |
| 97              |           | 1    |      |      |            |
| 100             |           | 1    |      |      |            |
| 101             |           |      | 1    |      |            |
| 102             |           |      | 1    |      |            |
| 104             |           | 1    |      |      |            |
| 107             | 1         |      |      |      |            |
| 108             | 1         |      |      |      |            |
| 109             |           |      | 1    |      |            |
| 111             |           | 1    |      |      |            |
| 116             |           |      | 1    |      |            |
| 117             |           | 1    |      |      |            |
| 118             | 1         |      |      |      |            |
| 120             |           | 1    |      |      |            |

| Questionnaire # | Excellent | Good | Fair | Poor | No Opinion |
|-----------------|-----------|------|------|------|------------|
| 121             |           | 1    |      |      |            |
| 122             |           | 1    |      |      |            |
| 123             |           |      | 1    |      |            |
| 129             |           |      | 1    |      |            |
| 130             |           |      |      | 1    |            |
| 131             |           |      |      |      | 1          |
| 133             |           | 1    |      |      |            |
| 137             |           | 1    |      |      |            |
| 138             |           | 1    |      |      |            |
| 139             |           | 1    |      |      |            |
| 143             |           | 1    |      |      |            |
| 144             |           |      | 1    |      |            |
| 145             |           |      | 1    |      |            |
| 149             |           |      |      | 1    |            |
| 151             |           | 1    |      |      |            |
| 153             |           |      |      | 1    |            |
| 154             |           |      | 1    |      |            |
| 156             |           |      | 1    |      |            |
| 158             |           |      | 1    |      |            |
| 161             |           | 1    |      |      |            |
| 162             |           |      | 1    |      |            |
| 169             |           | 1    |      |      |            |
| 175             |           | 1    |      |      |            |
| 178             |           | 1    |      |      |            |
| 179             | 1         |      |      |      |            |
| 180             |           |      |      |      | 1          |
| 181             | 1         |      |      |      |            |
| 182             |           |      | 1    |      |            |
| 185             |           |      | 1    |      |            |
| 187             | 1         |      |      |      |            |
| 190             |           |      |      | 1    |            |
| 192             |           |      | 1    |      |            |
| 193             |           | 1    |      |      |            |
| 194             |           |      | 1    |      |            |
| 195             |           |      |      | 1    |            |
| 196             |           | 1    |      |      |            |
| 197             |           |      |      |      | 1          |
| 198             |           |      |      |      | 1          |
| 199             | 1         |      |      |      |            |
| 200             |           | 1    |      |      |            |
| 201             |           |      |      |      | 1          |
| 202             |           | 1    |      |      |            |
| 203             |           |      | 1    |      |            |
| 204             |           | 1    |      |      |            |
| 209             |           | 1    |      |      |            |
| 210             |           | 1    |      |      |            |
| 211             |           |      |      |      | 1          |
| 213             |           |      |      | 1    |            |
| 216             |           |      | 1    |      |            |
| 220             |           | 1    |      |      |            |
| 221             |           | 1    |      |      |            |

| Questionnaire # | Excellent | Good      | Fair      | Poor      | No Opinion |
|-----------------|-----------|-----------|-----------|-----------|------------|
| 223             |           |           |           | 1         |            |
| 227             |           |           | 1         |           |            |
| 228             |           | 1         |           |           |            |
| 230             |           | 1         |           |           |            |
| 231             |           |           | 1         |           |            |
| <b>Totals</b>   | <b>16</b> | <b>38</b> | <b>31</b> | <b>11</b> | <b>6</b>   |

Number of responses = 102

**Table G-7 Data from Angler Questionnaire Question # 9**

**Q9. Which Species Do You Usually Fish For?**

| Questionnaire # | SPECIES PREFERENCE |         |         |      |       |      |               |               |                 |
|-----------------|--------------------|---------|---------|------|-------|------|---------------|---------------|-----------------|
|                 | Walleye            | Catfish | Goldeye | Pike | Perch | Drum | No Preference | Other (count) | Other (species) |
| 1               |                    |         |         |      |       |      |               |               |                 |
| 2               |                    |         |         |      |       |      | 1             |               |                 |
| 3               | 1                  |         | 1       | 1    |       |      |               |               |                 |
| 4               | 1                  | 1       | 1       |      | 1     | 1    |               |               |                 |
| 5               | 1                  |         |         |      |       |      |               |               |                 |
| 6               | 1                  |         |         | 1    | 1     |      |               |               |                 |
| 7               |                    |         |         |      |       |      | 1             |               |                 |
| 8               | 1                  |         |         | 1    |       |      |               |               |                 |
| 9               |                    |         |         |      |       |      | 1             |               |                 |
| 10              | 1                  | 1       | 1       |      |       |      |               |               |                 |
| 11              |                    |         | 1       |      |       |      |               |               |                 |
| 12              |                    | 1       |         |      | 1     |      |               |               |                 |
| 13              | 1                  | 1       |         |      |       |      |               |               |                 |
| 14              |                    |         | 1       |      |       | 1    |               |               |                 |
| 15              | 1                  | 1       |         |      |       | 1    |               |               |                 |
| 16              |                    | 1       |         |      |       |      |               |               |                 |
| 17              | 1                  | 1       | 1       |      |       |      |               | 1             | sauger          |
| 18              |                    |         |         |      |       |      |               |               |                 |
| 19              | 1                  |         |         |      |       |      |               |               |                 |
| 20              | 1                  |         |         |      |       |      |               |               |                 |
| 21              |                    | 1       |         |      |       | 1    |               |               |                 |
| 22              |                    |         |         | 1    |       |      |               |               |                 |
| 23              |                    | 1       |         | 1    |       |      |               |               |                 |
| 24              |                    |         |         | 1    |       |      |               |               |                 |
| 25              |                    | 1       | 1       |      |       |      |               |               |                 |
| 26              |                    | 1       | 1       |      |       | 1    |               | 1             | mooneye         |
| 27              | 1                  | 1       |         |      |       |      |               |               |                 |
| 28              | 1                  |         |         | 1    | 1     |      |               |               |                 |
| 29              | 1                  |         | 1       |      |       |      |               |               |                 |
| 30              | 1                  | 1       |         |      |       |      |               |               |                 |
| 31              |                    | 1       |         |      |       |      |               |               |                 |
| 32              | 1                  | 1       | 1       | 1    | 1     |      |               |               |                 |
| 33              | 1                  | 1       |         |      |       |      |               |               |                 |
| 34              | 1                  |         | 1       |      |       |      |               |               |                 |
| 35              | 1                  |         |         |      |       |      |               |               |                 |
| 36              | 1                  |         | 1       | 1    |       |      |               |               |                 |
| 37              | 1                  |         |         | 1    |       |      |               |               |                 |
| 38              | 1                  | 1       | 1       |      |       |      |               |               |                 |
| 39              | 1                  | 1       |         |      |       |      |               | 1             | carp            |
| 40              | 1                  | 1       | 1       |      |       |      |               |               |                 |
| 41              | 1                  |         | 1       |      |       |      |               |               |                 |
| 42              | 1                  | 1       |         | 1    | 1     | 1    |               |               |                 |
| 43              | 1                  |         |         |      |       |      |               |               |                 |
| 44              | 1                  | 1       | 1       |      |       | 1    |               |               |                 |

| Questionnaire # | SPECIES PREFERENCE |         |         |      |       |      |               |               |                  |
|-----------------|--------------------|---------|---------|------|-------|------|---------------|---------------|------------------|
|                 | Walleye            | Catfish | Goldeye | Pike | Perch | Drum | No Preference | Other (count) | Other (species)  |
| 45              | 1                  | 1       | 1       |      |       |      |               | 1             | white bass       |
| 46              | 1                  | 1       |         |      |       |      |               |               |                  |
| 47              | 1                  |         |         |      |       |      |               |               |                  |
| 48              |                    |         |         |      |       |      | 1             |               |                  |
| 49              | 1                  |         |         | 1    |       |      |               |               |                  |
| 50              |                    | 1       |         |      |       | 1    |               |               |                  |
| 51              | 1                  | 1       | 1       |      |       |      |               |               |                  |
| 52              | 1                  | 1       | 1       | 1    | 1     | 1    |               |               |                  |
| 53              | 1                  | 1       | 1       |      |       |      |               |               |                  |
| 54              |                    | 1       |         |      |       |      |               |               |                  |
| 55              | 1                  | 1       |         |      |       |      |               |               |                  |
| 56              | 1                  |         |         |      |       |      |               |               |                  |
| 57              | 1                  |         | 1       | 1    |       |      |               |               |                  |
| 58              | 1                  |         |         | 1    | 1     | 1    |               |               |                  |
| 59              | 1                  |         |         | 1    |       |      |               |               |                  |
| 60              | 1                  |         |         |      |       |      |               |               |                  |
| 61              | 1                  |         |         |      |       |      |               |               |                  |
| 62              |                    | 1       |         |      |       |      | 1             |               |                  |
| 63              |                    | 1       |         | 1    |       |      |               | 1             | sturgeon         |
| 64              | 1                  |         |         |      |       |      |               |               |                  |
| 65              | 1                  | 1       | 1       | 1    | 1     | 1    |               |               |                  |
| 66              | 1                  | 1       |         |      |       |      |               |               |                  |
| 67              | 1                  | 1       | 1       |      |       | 1    |               | 1             | sauger           |
| 68              | 1                  | 1       |         |      |       |      |               |               |                  |
| 69              |                    |         |         |      |       |      | 1             |               |                  |
| 70              | 1                  | 1       |         | 1    | 1     | 1    |               |               |                  |
| 71              | 1                  |         |         |      |       |      |               |               |                  |
| 72              | 1                  | 1       |         | 1    |       |      |               |               |                  |
| 73              |                    | 1       |         | 1    |       |      |               |               |                  |
| 74              | 1                  |         |         | 1    |       |      |               |               |                  |
| 75              | 1                  |         |         | 1    | 1     |      |               |               |                  |
| 76              |                    | 1       | 1       |      | 1     |      |               |               |                  |
| 77              | 1                  | 1       | 1       |      |       |      |               |               |                  |
| 78              | 1                  | 1       |         |      |       |      |               |               |                  |
| 79              | 1                  |         |         |      |       |      |               |               |                  |
| 80              | 1                  |         |         |      |       |      |               |               |                  |
| 81              | 1                  |         |         |      |       |      |               |               |                  |
| 82              | 1                  |         |         |      |       |      |               |               |                  |
| 83              | 1                  | 1       | 1       | 1    |       |      |               |               |                  |
| 84              |                    | 1       |         |      |       |      | 1             |               |                  |
| 85              | 1                  |         |         | 1    |       |      |               |               |                  |
| 86              | 1                  | 1       |         |      |       |      |               |               |                  |
| 87              |                    | 1       |         |      |       |      |               |               |                  |
| 88              | 1                  | 1       | 1       |      |       |      |               |               |                  |
| 89              |                    | 1       |         |      |       |      |               | 1             | red horse sucker |
| 90              | 1                  | 1       | 1       |      |       |      |               |               |                  |
| 91              |                    | 1       | 1       |      |       |      |               | 1             | white bass       |
| 92              | 1                  |         |         |      |       |      |               |               |                  |



| Questionnaire # | SPECIES PREFERENCE |         |         |      |       |      |               |               |                 |
|-----------------|--------------------|---------|---------|------|-------|------|---------------|---------------|-----------------|
|                 | Walleye            | Catfish | Goldeye | Pike | Perch | Drum | No Preference | Other (count) | Other (species) |
| 93              | 1                  | 1       |         | 1    | 1     |      |               |               |                 |
| 94              | 1                  | 1       |         | 1    |       |      |               |               |                 |
| 95              |                    |         |         |      |       |      | 1             |               |                 |
| 96              |                    | 1       |         |      |       |      |               |               |                 |
| 97              |                    | 1       | 1       |      |       |      |               |               |                 |
| 98              | 1                  | 1       | 1       | 1    |       |      |               |               |                 |
| 99              |                    | 1       |         |      |       | 1    |               |               |                 |
| 100             | 1                  | 1       |         |      |       | 1    |               |               |                 |
| 101             | 1                  | 1       | 1       |      |       |      |               |               |                 |
| 102             |                    |         |         |      |       |      | 1             |               |                 |
| 103             | 1                  | 1       | 1       |      |       | 1    |               |               |                 |
| 104             |                    | 1       | 1       |      |       | 1    |               |               |                 |
| 105             | 1                  |         |         |      |       |      |               |               |                 |
| 106             | 1                  | 1       |         |      |       |      |               |               |                 |
| 107             |                    |         |         |      |       |      | 1             |               |                 |
| 108             | 1                  | 1       | 1       |      |       |      |               | 1             | carp            |
| 109             | 1                  | 1       | 1       |      |       |      |               |               |                 |
| 110             | 1                  | 1       | 1       |      |       |      |               |               |                 |
| 111             | 1                  | 1       |         | 1    |       |      |               |               |                 |
| 112             |                    | 1       |         |      |       | 1    |               |               |                 |
| 113             | 1                  |         | 1       |      |       |      |               |               |                 |
| 114             | 1                  |         |         | 1    | 1     |      |               |               |                 |
| 115             | 1                  |         | 1       |      |       |      |               |               |                 |
| 116             | 1                  | 1       | 1       | 1    | 1     | 1    |               |               |                 |
| 117             | 1                  | 1       | 1       | 1    |       |      |               | 2             | carp, trout     |
| 118             |                    | 1       |         |      |       |      |               |               |                 |
| 119             | 1                  |         |         |      |       |      |               |               |                 |
| 120             |                    | 1       | 1       |      |       |      |               |               |                 |
| 121             | 1                  | 1       |         |      |       |      |               | 1             | carp            |
| 122             | 1                  | 1       |         |      |       |      |               |               |                 |
| 123             | 1                  | 1       | 1       |      |       |      |               |               |                 |
| 124             | 1                  |         |         |      |       |      |               |               |                 |
| 125             | 1                  | 1       | 1       | 1    | 1     |      |               |               |                 |
| 126             | 1                  | 1       |         |      |       |      |               |               |                 |
| 127             | 1                  |         |         |      |       |      |               |               |                 |
| 128             |                    |         |         |      |       |      |               |               |                 |
| 129             | 1                  | 1       | 1       |      |       |      |               |               |                 |
| 130             | 1                  |         | 1       |      |       |      |               |               |                 |
| 131             |                    | 1       | 1       |      | 1     |      |               |               |                 |
| 132             | 1                  |         |         |      |       |      |               |               |                 |
| 133             | 1                  | 1       | 1       |      |       |      |               |               |                 |
| 134             | 1                  | 1       |         | 1    | 1     | 1    |               |               |                 |
| 135             | 1                  |         |         | 1    |       |      |               |               |                 |
| 136             | 1                  | 1       |         |      |       | 1    |               | 1             | sauger          |
| 137             |                    | 1       | 1       |      | 1     | 1    |               |               |                 |
| 138             |                    | 1       | 1       | 1    | 1     | 1    |               |               |                 |
| 139             | 1                  | 1       | 1       |      |       | 1    |               | 2             | carp, sauger    |
| 140             | 1                  | 1       |         |      |       | 1    |               | 1             | bullheads       |

| Questionnaire # | SPECIES PREFERENCE |         |         |      |       |      |               |               |                 |
|-----------------|--------------------|---------|---------|------|-------|------|---------------|---------------|-----------------|
|                 | Walleye            | Catfish | Goldeye | Pike | Perch | Drum | No Preference | Other (count) | Other (species) |
| 141             | 1                  | 1       | 1       |      | 1     | 1    |               | 1             | bullhead        |
| 142             | 1                  |         |         | 1    |       |      |               |               |                 |
| 143             |                    |         |         |      |       |      | 1             |               |                 |
| 144             | 1                  | 1       |         |      |       | 1    |               |               |                 |
| 145             |                    | 1       |         |      |       |      |               |               |                 |
| 146             | 1                  |         |         | 1    |       |      |               |               |                 |
| 147             | 1                  | 1       | 1       |      |       | 1    |               |               |                 |
| 148             | 1                  | 1       | 1       | 1    |       | 1    |               | 1             | carp            |
| 149             | 1                  | 1       |         | 1    |       | 1    |               |               |                 |
| 150             | 1                  | 1       |         |      |       | 1    |               |               |                 |
| 151             | 1                  | 1       |         |      |       |      |               | 1             | bullhead        |
| 152             | 1                  |         |         |      |       |      |               |               |                 |
| 153             | 1                  |         |         |      | 1     |      |               |               |                 |
| 154             | 1                  |         |         |      |       |      |               |               |                 |
| 155             | 1                  |         |         | 1    |       |      |               |               |                 |
| 156             | 1                  |         |         | 1    |       |      |               |               |                 |
| 157             |                    |         |         |      |       |      | 1             |               |                 |
| 158             |                    | 1       |         |      |       | 1    |               |               |                 |
| 159             | 1                  |         |         |      |       |      |               |               |                 |
| 160             |                    | 1       |         |      |       | 1    |               | 1             | carp            |
| 161             |                    |         |         |      |       |      | 1             |               |                 |
| 162             |                    | 1       |         |      |       |      |               |               |                 |
| 163             |                    |         |         |      |       |      |               |               |                 |
| 164             | 1                  |         |         |      |       |      |               |               |                 |
| 165             | 1                  |         |         |      |       |      |               |               |                 |
| 166             | 1                  |         |         |      |       |      |               |               |                 |
| 167             | 1                  |         |         |      |       |      |               |               |                 |
| 168             | 1                  | 1       |         |      |       |      |               |               |                 |
| 169             | 1                  | 1       | 1       |      |       | 1    |               | 1             | sauger          |
| 170             | 1                  |         |         |      |       |      |               |               |                 |
| 171             | 1                  | 1       |         |      |       |      |               |               |                 |
| 172             | 1                  | 1       | 1       |      |       |      |               | 1             | sauger          |
| 173             | 1                  |         |         | 1    |       |      |               |               |                 |
| 174             |                    |         |         |      |       |      | 1             |               |                 |
| 175             |                    |         |         |      |       |      | 1             |               |                 |
| 176             | 1                  | 1       | 1       |      |       |      |               |               |                 |
| 177             |                    | 1       | 1       |      |       |      |               | 1             | carp            |
| 178             | 1                  |         | 1       |      | 1     |      |               |               |                 |
| 179             |                    |         |         |      |       |      | 1             |               |                 |
| 180             | 1                  |         |         |      |       |      |               |               |                 |
| 181             |                    | 1       | 1       |      |       |      |               |               |                 |
| 182             |                    | 1       |         |      |       |      |               |               |                 |
| 183             | 1                  | 1       |         |      |       |      |               |               |                 |
| 184             | 1                  | 1       | 1       |      |       |      |               |               |                 |
| 185             |                    | 1       |         |      |       |      |               |               |                 |
| 186             | 1                  | 1       |         |      |       |      |               |               |                 |
| 187             |                    | 1       | 1       |      |       |      |               |               |                 |
| 188             | 1                  | 1       |         |      |       | 1    |               |               |                 |
| 189             | 1                  | 1       |         |      |       |      |               |               |                 |

| Questionnaire # | SPECIES PREFERENCE |            |           |           |           |           |               |               |                 |
|-----------------|--------------------|------------|-----------|-----------|-----------|-----------|---------------|---------------|-----------------|
|                 | Walleye            | Catfish    | Goldeye   | Pike      | Perch     | Drum      | No Preference | Other (count) | Other (species) |
| 190             | 1                  | 1          | 1         |           |           | 1         |               |               |                 |
| 191             | 1                  | 1          | 1         |           |           |           |               |               |                 |
| 192             | 1                  |            |           | 1         |           |           |               |               |                 |
| 193             |                    | 1          | 1         |           |           | 1         |               |               |                 |
| 194             | 1                  | 1          |           |           |           |           |               |               |                 |
| 195             | 1                  | 1          | 1         |           |           |           |               |               |                 |
| 196             |                    | 1          |           |           |           |           |               |               |                 |
| 197             |                    | 1          | 1         |           |           | 1         |               |               |                 |
| 198             | 1                  | 1          | 1         | 1         | 1         |           |               |               |                 |
| 199             |                    | 1          |           |           |           |           |               |               | 1 carp          |
| 200             |                    | 1          | 1         |           |           |           |               |               |                 |
| 201             | 1                  |            |           |           | 1         |           |               |               |                 |
| 202             | 1                  | 1          |           | 1         |           | 1         |               |               |                 |
| 203             | 1                  |            | 1         | 1         |           |           |               |               |                 |
| 204             | 1                  | 1          |           | 1         |           |           |               |               |                 |
| 205             | 1                  | 1          | 1         |           |           |           |               |               |                 |
| 206             |                    |            |           |           |           |           | 1             |               |                 |
| 207             |                    |            |           |           |           |           | 1             |               |                 |
| 208             | 1                  | 1          | 1         |           |           |           |               |               |                 |
| 209             | 1                  | 1          |           | 1         | 1         |           |               |               |                 |
| 210             | 1                  |            | 1         |           |           |           |               |               |                 |
| 211             | 1                  |            |           | 1         |           |           |               |               |                 |
| 212             | 1                  | 1          |           |           |           |           |               |               |                 |
| 213             | 1                  | 1          |           |           |           |           |               |               |                 |
| 214             | 1                  | 1          |           |           |           |           |               |               |                 |
| 215             |                    |            |           |           |           |           | 1             |               |                 |
| 216             | 1                  |            |           | 1         | 1         | 1         |               |               |                 |
| 217             |                    |            |           |           |           |           | 1             |               |                 |
| 218             | 1                  |            | 1         |           |           |           |               |               |                 |
| 219             | 1                  | 1          |           |           |           |           |               |               |                 |
| 220             | 1                  |            |           |           |           |           |               |               |                 |
| 221             | 1                  |            |           |           |           |           |               |               |                 |
| 222             | 1                  | 1          | 1         |           |           | 1         |               |               |                 |
| 223             | 1                  |            | 1         |           |           |           |               |               |                 |
| 224             | 1                  | 1          |           |           |           |           |               |               |                 |
| 225             |                    | 1          |           |           | 1         |           |               |               |                 |
| 226             | 1                  |            |           |           |           |           |               |               |                 |
| 227             | 1                  | 1          |           |           |           |           |               |               |                 |
| 228             | 1                  |            |           |           | 1         | 1         |               |               |                 |
| 229             | 1                  |            |           |           |           |           |               |               |                 |
| 230             | 1                  | 1          |           |           |           |           |               |               |                 |
| 231             | 1                  | 1          |           |           |           |           |               |               |                 |
| 232             | 1                  | 1          |           |           |           |           |               |               |                 |
| 233             | 1                  | 1          |           |           |           |           |               |               |                 |
| 234             | 1                  |            | 1         | 1         |           |           |               |               |                 |
| 235             | 1                  | 1          | 1         |           |           |           |               |               |                 |
| 236             | 1                  |            |           |           |           |           |               |               |                 |
| 237             | 1                  | 1          |           |           | 1         |           |               |               |                 |
| <b>Totals</b>   | <b>169</b>         | <b>138</b> | <b>78</b> | <b>52</b> | <b>30</b> | <b>42</b> | <b>20</b>     | <b>24</b>     |                 |

| Questionnaire # | SPECIES PREFERENCE |         |         |      |       |      |               |               |                 |
|-----------------|--------------------|---------|---------|------|-------|------|---------------|---------------|-----------------|
|                 | Walleye            | Catfish | Goldeye | Pike | Perch | Drum | No Preference | Other (count) | Other (species) |

Total responses = 553

**Table G-8 Data from Angler Questionnaire Question # 10**

**Q10. Which Species Did You Usually Catch in 1998?**

| Questionnaire # | SPECIES CAUGHT |         |         |      |       |      |   | Other (count) | Other (species) |
|-----------------|----------------|---------|---------|------|-------|------|---|---------------|-----------------|
|                 | Walleye        | Catfish | Goldeye | Pike | Perch | Drum |   |               |                 |
| 1               |                |         |         |      |       |      |   |               |                 |
| 2               | 1              | 1       | 1       | 1    | 1     | 1    |   |               |                 |
| 3               |                |         | 1       |      |       |      |   |               |                 |
| 4               | 1              |         | 1       |      |       |      | 1 |               |                 |
| 5               | 1              |         |         |      |       |      |   | 1             | Bullhead        |
| 6               |                | 1       |         |      |       |      |   |               |                 |
| 7               |                |         |         |      |       |      | 1 |               |                 |
| 8               |                | 1       |         |      |       |      | 1 |               |                 |
| 9               | 1              | 1       |         |      |       |      | 1 |               |                 |
| 10              | 1              |         | 1       |      |       |      |   | 1             | Carp            |
| 11              |                |         |         |      |       | 1    |   |               |                 |
| 12              |                | 1       |         |      |       |      |   |               |                 |
| 13              |                | 1       |         |      |       |      |   |               |                 |
| 14              |                |         |         |      |       |      | 1 |               |                 |
| 15              | 1              | 1       |         |      |       |      | 1 |               |                 |
| 16              |                | 1       |         |      |       |      |   |               |                 |
| 17              | 1              | 1       |         |      |       | 1    |   | 1             | sauger          |
| 18              |                |         |         |      |       |      |   |               |                 |
| 19              |                | 1       |         |      |       |      |   |               |                 |
| 20              |                | 1       |         |      |       |      |   |               |                 |
| 21              |                | 1       | 1       |      |       |      | 1 |               |                 |
| 22              |                |         |         |      | 1     |      |   |               |                 |
| 23              |                |         |         |      |       |      |   |               |                 |
| 24              | 1              |         |         |      | 1     | 1    |   |               |                 |
| 25              |                | 1       | 1       |      |       |      |   |               |                 |
| 26              |                | 1       | 1       |      |       |      | 1 | 1             | mooneye         |
| 27              | 1              | 1       |         |      |       |      |   |               |                 |
| 28              | 1              | 1       |         |      | 1     | 1    |   |               |                 |
| 29              | 1              |         | 1       |      |       |      |   |               |                 |
| 30              | 1              | 1       |         |      |       |      |   |               |                 |
| 31              |                |         | 1       |      |       |      |   |               |                 |
| 32              | 1              | 1       |         |      |       |      |   |               |                 |
| 33              | 1              | 1       |         |      |       |      | 1 |               |                 |
| 34              | 1              |         | 1       |      |       |      | 1 |               |                 |
| 35              | 1              | 1       |         |      |       |      | 1 |               |                 |
| 36              | 1              |         | 1       |      |       |      |   |               |                 |
| 37              | 1              |         |         |      |       |      |   |               |                 |
| 38              | 1              |         | 1       |      |       |      |   |               |                 |
| 39              | 1              | 1       |         |      |       |      |   |               |                 |
| 40              | 1              | 1       | 1       |      |       |      |   |               |                 |
| 41              | 1              |         | 1       |      |       |      |   |               |                 |
| 42              | 1              | 1       |         |      | 1     |      | 1 |               |                 |
| 43              | 1              |         |         |      |       |      |   |               |                 |
| 44              | 1              |         | 1       |      |       |      | 1 |               |                 |

| Questionnaire # | SPECIES CAUGHT |         |         |      |       |      |   | Other (count) | Other (species) |
|-----------------|----------------|---------|---------|------|-------|------|---|---------------|-----------------|
|                 | Walleye        | Catfish | Goldeye | Pike | Perch | Drum |   |               |                 |
| 45              | 1              | 1       | 1       |      |       |      | 1 | 1             | white bass      |
| 46              | 1              | 1       |         |      |       |      |   |               |                 |
| 47              | 1              |         |         |      | 1     |      |   |               |                 |
| 48              | 1              | 1       | 1       |      |       |      | 1 | 1             | bullhead        |
| 49              | 1              |         |         |      |       |      |   |               |                 |
| 50              |                | 1       |         |      |       |      | 1 |               |                 |
| 51              | 1              | 1       | 1       |      |       |      |   |               |                 |
| 52              | 1              | 1       | 1       | 1    | 1     |      |   |               |                 |
| 53              | 1              |         |         | 1    | 1     |      |   |               |                 |
| 54              |                | 1       |         |      |       |      |   |               |                 |
| 55              | 1              |         |         |      |       |      |   |               |                 |
| 56              | 1              |         |         |      |       |      | 1 |               |                 |
| 57              |                |         |         | 1    |       |      |   |               |                 |
| 58              | 1              |         |         |      |       |      |   |               |                 |
| 59              | 1              |         |         | 1    |       |      |   |               |                 |
| 60              | 1              |         |         |      |       |      |   |               |                 |
| 61              | 1              |         |         |      |       |      |   |               |                 |
| 62              |                | 1       |         |      |       |      |   |               |                 |
| 63              | 1              | 1       |         | 1    |       |      |   |               |                 |
| 64              |                | 1       |         |      | 1     |      |   |               |                 |
| 65              | 1              |         |         | 1    | 1     | 1    |   |               |                 |
| 66              | 1              | 1       |         | 1    | 1     |      |   |               |                 |
| 67              |                |         | 1       |      |       |      |   | 1             | sauger          |
| 68              | 1              | 1       |         |      |       |      |   |               |                 |
| 69              |                |         |         | 1    |       |      |   |               |                 |
| 70              | 1              |         |         |      | 1     |      |   |               |                 |
| 71              | 1              | 1       | 1       |      |       |      | 1 |               |                 |
| 72              | 1              | 1       |         | 1    | 1     |      |   |               |                 |
| 73              | 1              | 1       |         | 1    | 1     |      |   |               |                 |
| 74              |                |         | 1       |      |       |      |   |               |                 |
| 75              | 1              |         |         | 1    | 1     |      |   |               |                 |
| 76              |                | 1       | 1       |      |       |      |   |               |                 |
| 77              | 1              | 1       |         |      |       |      |   |               |                 |
| 78              | 1              |         |         |      |       |      |   | 1             | sauger          |
| 79              | 1              |         |         |      |       |      |   |               |                 |
| 80              | 1              |         |         |      |       |      |   | 1             | bullhead        |
| 81              | 1              |         |         |      |       |      |   |               |                 |
| 82              | 1              |         |         | 1    |       |      |   |               |                 |
| 83              |                | 1       | 1       |      |       |      |   |               |                 |
| 84              |                | 1       |         |      |       |      |   |               |                 |
| 85              | 1              |         |         |      |       |      |   |               |                 |
| 86              | 1              | 1       |         |      |       |      |   |               |                 |
| 87              |                |         |         |      |       |      |   | 1             | sauger          |
| 88              | 1              | 1       |         |      |       |      | 1 | 1             | burbot          |
| 89              |                | 1       |         |      |       |      | 1 |               |                 |
| 90              | 1              | 1       |         |      |       |      | 1 |               |                 |
| 91              |                | 1       | 1       |      |       |      |   |               |                 |
| 92              | 1              | 1       | 1       | 1    | 1     | 1    | 1 | 1             | black crappie   |

| Questionnaire # | SPECIES CAUGHT |         |         |      |       |      |   | Other (count) | Other (species) |
|-----------------|----------------|---------|---------|------|-------|------|---|---------------|-----------------|
|                 | Walleye        | Catfish | Goldeye | Pike | Perch | Drum |   |               |                 |
| 93              |                |         |         | 1    | 1     |      |   |               |                 |
| 94              |                | 1       |         |      |       |      |   |               |                 |
| 95              |                | 1       | 1       |      |       |      |   |               |                 |
| 96              |                | 1       |         |      |       |      |   |               |                 |
| 97              |                | 1       | 1       |      |       |      |   |               |                 |
| 98              | 1              |         |         |      |       |      |   |               |                 |
| 99              |                | 1       |         |      |       |      | 1 |               |                 |
| 100             | 1              | 1       |         |      |       |      | 1 |               |                 |
| 101             | 1              | 1       | 1       |      |       |      |   |               |                 |
| 102             | 1              | 1       | 1       |      |       |      | 1 |               |                 |
| 103             | 1              |         |         |      |       |      |   | 1             | sauger          |
| 104             |                | 1       | 1       |      |       |      | 1 |               |                 |
| 105             | 1              | 1       |         | 1    |       |      |   | 1             | sucker          |
| 106             | 1              | 1       |         |      |       |      |   |               |                 |
| 107             | 1              | 1       |         | 1    |       |      |   |               |                 |
| 108             | 1              | 1       |         |      |       |      |   | 1             | carp            |
| 109             |                | 1       | 1       |      |       |      |   |               |                 |
| 110             | 1              |         |         | 1    |       |      |   |               |                 |
| 111             | 1              |         |         | 1    |       |      |   |               |                 |
| 112             |                | 1       |         |      |       |      | 1 | 1             | bullhead        |
| 113             | 1              | 1       | 1       |      |       |      |   |               |                 |
| 114             | 1              |         |         |      |       | 1    |   |               |                 |
| 115             | 1              | 1       | 1       |      |       |      | 1 |               |                 |
| 116             | 1              | 1       | 1       | 1    | 1     |      | 1 |               |                 |
| 117             | 1              | 1       |         | 1    |       |      |   |               |                 |
| 118             |                | 1       |         |      |       |      |   |               |                 |
| 119             |                | 1       |         |      |       |      |   |               |                 |
| 120             |                |         |         |      |       |      |   |               |                 |
| 121             | 1              | 1       | 1       |      |       |      | 1 | 1             | carp            |
| 122             | 1              | 1       | 1       |      |       |      |   |               |                 |
| 123             | 1              | 1       | 1       |      |       |      |   |               |                 |
| 124             | 1              |         |         |      |       |      | 1 |               |                 |
| 125             |                | 1       |         |      |       |      | 1 |               |                 |
| 126             | 1              | 1       | 1       |      |       |      |   |               |                 |
| 127             | 1              | 1       | 1       |      |       | 1    | 1 | 1             | carp            |
| 128             | 1              | 1       | 1       |      |       |      | 1 |               |                 |
| 129             | 1              | 1       |         |      |       |      |   |               |                 |
| 130             |                |         | 1       |      |       |      |   |               |                 |
| 131             |                | 1       | 1       |      |       | 1    |   |               |                 |
| 132             | 1              |         |         |      |       |      |   |               |                 |
| 133             | 1              | 1       | 1       |      |       |      |   |               |                 |
| 134             | 1              | 1       |         |      |       |      |   |               |                 |
| 135             | 1              |         |         | 1    |       |      | 1 | 2             | burbot, sauger  |
| 136             |                |         |         |      |       |      | 1 | 1             | sauger          |
| 137             |                | 1       | 1       |      |       | 1    | 1 |               |                 |
| 138             |                | 1       |         | 1    | 1     | 1    | 1 | 1             | carp            |

| Questionnaire # | SPECIES CAUGHT |         |         |      |       |      |   | Other (count)                 | Other (species) |
|-----------------|----------------|---------|---------|------|-------|------|---|-------------------------------|-----------------|
|                 | Walleye        | Catfish | Goldeye | Pike | Perch | Drum |   |                               |                 |
| 139             | 1              | 1       | 1       | 1    | 1     | 1    | 4 | carp, sucker, sauger, crappie |                 |
| 140             | 1              | 1       | 1       | 1    | 1     | 1    | 2 | bullheads, burbot             |                 |
| 141             | 1              | 1       | 1       | 1    | 1     | 1    | 1 | bullhead                      |                 |
| 142             | 1              |         |         | 1    |       |      |   |                               |                 |
| 143             |                | 1       |         |      |       |      |   |                               |                 |
| 144             | 1              | 1       | 1       |      |       | 1    |   |                               |                 |
| 145             | 1              |         |         |      |       |      |   |                               |                 |
| 146             |                |         |         |      |       | 1    |   |                               |                 |
| 147             | 1              |         |         | 1    |       |      |   |                               |                 |
| 148             | 1              | 1       | 1       | 1    |       | 1    |   |                               |                 |
| 149             | 1              |         |         |      |       | 1    |   |                               |                 |
| 150             | 1              | 1       |         | 1    |       | 1    |   |                               |                 |
| 151             |                | 1       |         | 1    |       |      | 1 | bullhead                      |                 |
| 152             | 1              |         |         |      |       |      |   |                               |                 |
| 153             | 1              | 1       |         | 1    | 1     | 1    |   |                               |                 |
| 154             | 1              |         |         |      |       |      |   |                               |                 |
| 155             | 1              |         |         | 1    |       |      |   |                               |                 |
| 156             | 1              |         |         |      |       |      |   |                               |                 |
| 157             |                | 1       |         |      |       |      |   |                               |                 |
| 158             |                | 1       |         |      |       | 1    |   |                               |                 |
| 159             | 1              |         |         | 1    |       |      |   |                               |                 |
| 160             |                |         |         |      |       |      | 1 | carp                          |                 |
| 161             |                |         | 1       |      |       |      |   |                               |                 |
| 162             |                |         | 1       |      |       |      |   |                               |                 |
| 163             |                |         |         |      |       |      |   |                               |                 |
| 164             | 1              |         |         |      |       | 1    | 1 | sauger                        |                 |
| 165             | 1              | 1       |         |      |       |      |   |                               |                 |
| 166             | 1              |         |         |      |       |      |   |                               |                 |
| 167             | 1              |         |         |      |       |      |   |                               |                 |
| 168             | 1              | 1       |         |      |       |      |   |                               |                 |
| 169             | 1              | 1       | 1       |      |       | 1    |   | sauger                        |                 |
| 170             | 1              |         |         | 1    |       | 1    |   |                               |                 |
| 171             | 1              | 1       |         | 1    |       | 1    | 1 | smallmouth bass               |                 |
| 172             | 1              |         |         |      |       |      |   |                               |                 |
| 173             | 1              |         |         | 1    |       | 1    |   |                               |                 |
| 174             |                |         |         |      |       | 1    |   |                               |                 |
| 175             |                | 1       | 1       |      |       | 1    |   |                               |                 |
| 176             | 1              | 1       | 1       |      |       |      |   |                               |                 |
| 177             |                | 1       | 1       | 1    |       |      | 1 | carp                          |                 |
| 178             |                |         |         | 1    |       |      |   |                               |                 |
| 179             | 1              | 1       |         | 1    |       |      |   |                               |                 |
| 180             | 1              |         |         |      |       |      |   |                               |                 |
| 181             |                | 1       | 1       |      |       |      |   |                               |                 |
| 182             |                | 1       |         |      |       |      |   |                               |                 |



| Questionnaire # | SPECIES CAUGHT |         |         |      |       |      |   | Other (count) | Other (species) |
|-----------------|----------------|---------|---------|------|-------|------|---|---------------|-----------------|
|                 | Walleye        | Catfish | Goldeye | Pike | Perch | Drum |   |               |                 |
| 183             |                | 1       |         |      |       |      |   |               |                 |
| 184             | 1              | 1       | 1       |      |       |      | 1 |               |                 |
| 185             |                | 1       |         |      |       |      |   |               |                 |
| 186             | 1              | 1       |         |      |       |      |   |               |                 |
| 187             |                | 1       | 1       |      |       |      |   |               |                 |
| 188             |                | 1       |         |      |       |      | 1 |               |                 |
| 189             | 1              | 1       |         |      |       |      |   |               |                 |
| 190             |                |         | 1       |      |       |      | 1 |               |                 |
| 191             | 1              | 1       | 1       | 1    |       |      | 1 |               |                 |
| 192             | 1              |         |         | 1    |       |      |   |               |                 |
| 193             |                | 1       | 1       |      |       |      | 1 |               |                 |
| 194             | 1              |         |         |      |       |      | 1 |               |                 |
| 195             | 1              |         | 1       |      |       |      | 1 |               |                 |
| 196             |                | 1       |         |      |       |      |   |               |                 |
| 197             |                | 1       |         |      |       |      |   |               |                 |
| 198             | 1              |         | 1       | 1    | 1     |      |   |               |                 |
| 199             |                | 1       |         |      |       |      |   |               |                 |
| 200             |                | 1       | 1       |      |       |      |   |               |                 |
| 201             | 1              |         |         |      |       | 1    |   |               |                 |
| 202             | 1              | 1       |         | 1    |       |      | 1 |               |                 |
| 203             | 1              | 1       | 1       | 1    | 1     |      | 1 |               |                 |
| 204             |                |         |         | 1    | 1     |      |   |               |                 |
| 205             |                | 1       | 1       |      |       |      |   |               |                 |
| 206             |                |         | 1       |      |       |      |   |               |                 |
| 207             |                | 1       |         |      |       |      | 1 |               |                 |
| 208             | 1              | 1       | 1       |      |       |      |   |               |                 |
| 209             |                | 1       |         | 1    | 1     |      |   |               |                 |
| 210             | 1              | 1       | 1       |      |       |      |   |               |                 |
| 211             | 1              |         |         | 1    |       |      |   |               |                 |
| 212             | 1              | 1       |         |      |       |      |   |               |                 |
| 213             |                | 1       |         |      |       |      |   |               |                 |
| 214             | 1              | 1       |         |      |       |      |   |               |                 |
| 215             |                | 1       | 1       |      |       |      | 1 | 1             | carp            |
| 216             | 1              | 1       |         | 1    |       |      | 1 |               |                 |
| 217             | 1              | 1       | 1       | 1    |       |      | 1 |               |                 |
| 218             | 1              |         | 1       |      |       |      | 1 |               |                 |
| 219             | 1              |         |         |      |       |      |   |               |                 |
| 220             | 1              | 1       | 1       | 1    |       |      | 1 |               |                 |
| 221             |                |         |         |      |       |      | 1 |               |                 |
| 222             |                | 1       | 1       |      |       |      | 1 | 1             | bullhead        |
| 223             |                |         |         |      |       |      |   | 1             | bass            |
| 224             | 1              |         |         |      |       |      |   |               |                 |
| 225             |                | 1       |         |      |       | 1    |   |               |                 |
| 226             | 1              |         |         |      |       |      |   |               |                 |
| 227             | 1              | 1       |         | 1    |       |      |   |               |                 |
| 228             | 1              |         |         |      | 1     |      | 1 |               |                 |
| 229             | 1              |         |         |      |       |      |   |               |                 |
| 230             | 1              | 1       |         |      |       |      |   |               |                 |
| 231             | 1              |         |         | 1    | 1     |      |   |               |                 |

| Questionnaire # | SPECIES CAUGHT |            |           |           |           |           |               | Other (species) |
|-----------------|----------------|------------|-----------|-----------|-----------|-----------|---------------|-----------------|
|                 | Walleye        | Catfish    | Goldeye   | Pike      | Perch     | Drum      | Other (count) |                 |
| 232             |                |            |           |           |           | 1         |               |                 |
| 233             | 1              |            |           |           |           |           |               |                 |
| 234             | 1              |            |           |           |           |           |               |                 |
| 235             | 1              | 1          | 1         |           |           |           |               |                 |
| 236             | 1              |            |           |           |           | 1         |               |                 |
| 237             |                |            |           | 1         |           |           |               |                 |
| <b>Totals</b>   | <b>148</b>     | <b>135</b> | <b>76</b> | <b>58</b> | <b>35</b> | <b>77</b> | <b>37</b>     |                 |

Total responses = 566

**Table G-9 Data from Angler Questionnaire Question # 11**

**Q11. In your opinion, the quality of fishing on the rivers in the City is:**

| Questionnaire # | Increasing | Decreasing | About Same | No Opinion |
|-----------------|------------|------------|------------|------------|
| 1               |            |            |            |            |
| 2               | 1          |            |            |            |
| 3               |            | 1          |            |            |
| 4               |            |            | 1          |            |
| 5               | 1          |            |            |            |
| 6               |            | 1          |            |            |
| 7               |            |            |            | 1          |
| 8               |            |            | 1          |            |
| 9               | 1          |            |            |            |
| 10              |            |            | 1          |            |
| 11              |            |            | 1          |            |
| 12              |            |            | 1          |            |
| 13              | 1          |            |            |            |
| 14              |            | 1          |            |            |
| 15              |            |            |            | 1          |
| 16              | 1          |            |            |            |
| 17              | 1          |            |            |            |
| 18              |            |            |            |            |
| 19              |            |            | 1          |            |
| 20              |            |            | 1          |            |
| 21              |            |            | 1          |            |
| 22              |            | 1          |            |            |
| 23              |            |            | 1          |            |
| 24              |            |            | 1          |            |
| 25              | 1          |            |            |            |
| 26              |            |            |            | 1          |
| 27              |            |            | 1          |            |
| 28              |            | 1          |            |            |
| 29              |            |            | 1          |            |
| 30              |            |            | 1          |            |
| 31              | 1          |            |            |            |
| 32              |            |            |            | 1          |
| 33              |            |            |            | 1          |
| 34              | 1          |            |            |            |
| 35              |            |            |            | 1          |
| 36              |            |            |            | 1          |
| 37              |            |            | 1          |            |
| 38              | 1          |            |            |            |
| 39              | 1          |            |            |            |
| 40              | 1          |            |            |            |
| 41              |            |            |            | 1          |
| 42              |            |            | 1          |            |
| 43              |            |            | 1          |            |
| 44              | 1          |            |            |            |
| 45              |            |            | 1          |            |
| 46              |            |            |            | 1          |

| Questionnaire # | Increasing | Decreasing | About Same | No Opinion |
|-----------------|------------|------------|------------|------------|
| 47              |            |            | 1          |            |
| 48              |            |            | 1          |            |
| 49              |            |            |            | 1          |
| 50              |            |            | 1          |            |
| 51              |            |            | 1          |            |
| 52              |            |            | 1          |            |
| 53              | 1          |            |            |            |
| 54              |            |            |            | 1          |
| 55              |            |            |            | 1          |
| 56              | 1          |            |            |            |
| 57              | 1          |            |            |            |
| 58              | 1          |            |            |            |
| 59              |            |            | 1          |            |
| 60              |            |            |            | 1          |
| 61              |            |            |            |            |
| 62              | 1          |            |            |            |
| 63              | 1          |            |            |            |
| 64              |            |            | 1          |            |
| 65              |            |            |            |            |
| 66              |            |            | 1          |            |
| 67              |            | 1          |            |            |
| 68              |            |            |            | 1          |
| 69              |            |            |            | 1          |
| 70              |            |            | 1          |            |
| 71              |            |            | 1          |            |
| 72              | 1          |            |            |            |
| 73              |            |            |            | 1          |
| 74              |            |            |            |            |
| 75              |            |            |            | 1          |
| 76              |            | 1          |            |            |
| 77              |            |            | 1          |            |
| 78              |            | 1          |            |            |
| 79              | 1          |            |            |            |
| 80              |            |            |            | 1          |
| 81              |            |            |            | 1          |
| 82              |            |            | 1          |            |
| 83              |            | 1          |            |            |
| 84              |            |            | 1          |            |
| 85              |            |            | 1          |            |
| 86              |            |            | 1          |            |
| 87              |            |            | 1          |            |
| 88              |            |            |            | 1          |
| 89              |            | 1          |            |            |
| 90              | 1          |            |            |            |
| 91              |            |            | 1          |            |
| 92              |            | 1          |            |            |
| 93              |            |            | 1          |            |
| 94              |            |            |            | 1          |
| 95              | 1          |            |            |            |
| 96              |            |            | 1          |            |

| Questionnaire # | Increasing | Decreasing | About Same | No Opinion |
|-----------------|------------|------------|------------|------------|
| 97              |            | 1          |            |            |
| 98              |            | 1          |            |            |
| 99              |            |            | 1          |            |
| 100             |            | 1          |            |            |
| 101             |            |            | 1          |            |
| 102             |            |            |            | 1          |
| 103             |            |            | 1          |            |
| 104             | 1          |            |            |            |
| 105             | 1          |            |            |            |
| 106             |            |            |            | 1          |
| 107             |            |            | 1          |            |
| 108             |            |            | 1          |            |
| 109             |            |            | 1          |            |
| 110             |            |            | 1          |            |
| 111             | 1          |            |            |            |
| 112             |            | 1          |            |            |
| 113             |            |            | 1          |            |
| 114             |            | 1          |            |            |
| 115             |            |            | 1          |            |
| 116             |            |            |            | 1          |
| 117             |            |            | 1          |            |
| 118             | 1          |            |            |            |
| 119             | 1          |            |            |            |
| 120             | 1          |            |            |            |
| 121             |            |            | 1          |            |
| 122             | 1          |            |            |            |
| 123             | 1          |            |            |            |
| 124             | 1          |            |            |            |
| 125             |            |            | 1          |            |
| 126             |            |            | 1          |            |
| 127             |            | 1          |            |            |
| 128             |            |            | 1          |            |
| 129             | 1          |            |            |            |
| 130             |            | 1          |            |            |
| 131             |            |            | 1          |            |
| 132             |            |            | 1          |            |
| 133             |            |            | 1          |            |
| 134             |            |            |            |            |
| 135             |            |            | 1          |            |
| 136             |            |            | 1          |            |
| 137             |            |            | 1          |            |
| 138             |            |            | 1          |            |
| 139             |            |            | 1          |            |
| 140             |            |            | 1          |            |
| 141             |            |            | 1          |            |
| 142             |            |            |            | 1          |
| 143             |            |            | 1          |            |
| 144             |            |            | 1          |            |
| 145             | 1          |            |            |            |
| 146             | 1          |            |            |            |

| Questionnaire # | Increasing | Decreasing | About Same | No Opinion |
|-----------------|------------|------------|------------|------------|
| 147             |            |            |            | 1          |
| 148             |            |            | 1          |            |
| 149             |            |            |            | 1          |
| 150             | 1          |            |            |            |
| 151             |            |            | 1          |            |
| 152             | 1          |            |            |            |
| 153             |            |            | 1          |            |
| 154             | 1          |            |            |            |
| 155             | 1          |            |            |            |
| 156             | 1          |            |            |            |
| 157             |            |            |            | 1          |
| 158             | 1          |            |            |            |
| 159             |            |            | 1          |            |
| 160             |            |            | 1          |            |
| 161             | 1          |            |            |            |
| 162             | 1          |            |            |            |
| 163             |            |            |            |            |
| 164             |            |            | 1          |            |
| 165             |            |            | 1          |            |
| 166             |            |            | 1          |            |
| 167             |            |            | 1          |            |
| 168             |            |            | 1          |            |
| 169             |            |            | 1          |            |
| 170             |            |            |            | 1          |
| 171             |            |            | 1          |            |
| 172             |            |            |            | 1          |
| 173             |            |            |            | 1          |
| 174             |            |            | 1          |            |
| 175             |            |            | 1          |            |
| 176             |            |            |            | 1          |
| 177             |            |            | 1          |            |
| 178             | 1          |            |            |            |
| 179             | 1          |            |            |            |
| 180             |            | 1          |            |            |
| 181             |            |            |            | 1          |
| 182             |            |            |            | 1          |
| 183             |            |            | 1          |            |
| 184             |            |            | 1          |            |
| 185             | 1          |            |            |            |
| 186             | 1          |            |            |            |
| 187             | 1          |            |            |            |
| 188             |            |            | 1          |            |
| 189             |            |            |            | 1          |
| 190             | 1          |            |            |            |
| 191             |            |            | 1          |            |
| 192             |            |            |            | 1          |
| 193             | 1          |            |            |            |
| 194             |            |            | 1          |            |
| 195             |            | 1          |            |            |
| 196             |            | 1          |            |            |

| Questionnaire # | Increasing | Decreasing | About Same | No Opinion |
|-----------------|------------|------------|------------|------------|
| 197             |            |            | 1          |            |
| 198             | 1          |            |            |            |
| 199             |            |            |            | 1          |
| 200             | 1          |            |            |            |
| 201             |            |            | 1          |            |
| 202             |            |            | 1          |            |
| 203             | 1          |            |            |            |
| 204             | 1          |            |            |            |
| 205             |            |            | 1          |            |
| 206             |            |            |            | 1          |
| 207             | 1          |            |            |            |
| 208             |            |            | 1          |            |
| 209             | 1          |            |            |            |
| 210             | 1          |            |            |            |
| 211             |            |            |            | 1          |
| 212             |            |            |            | 1          |
| 213             |            | 1          |            |            |
| 214             |            |            |            | 1          |
| 215             | 1          |            |            |            |
| 216             |            |            | 1          |            |
| 217             |            |            | 1          |            |
| 218             |            |            | 1          |            |
| 219             |            |            |            | 1          |
| 220             | 1          |            |            |            |
| 221             |            |            | 1          |            |
| 222             |            |            | 1          |            |
| 223             |            |            | 1          |            |
| 224             | 1          |            |            |            |
| 225             |            |            | 1          |            |
| 226             |            |            | 1          |            |
| 227             |            |            | 1          |            |
| 228             | 1          |            |            |            |
| 229             |            |            |            | 1          |
| 230             |            |            | 1          |            |
| 231             |            |            | 1          |            |
| 232             |            | 1          |            |            |
| 233             |            |            | 1          |            |
| 234             | 1          |            |            |            |
| 235             | 1          |            |            | 1          |
| 236             |            |            |            |            |
| 237             |            |            |            | 1          |
| <b>Totals</b>   | <b>63</b>  | <b>23</b>  | <b>99</b>  | <b>45</b>  |

Total responses = 230

**Table G-10 Data from Angler Questionnaire Question # 12**

**Q12. How often do you practice "Catch-and-Release"?**

| Questionnaire # | Always Release | Usually | Sometimes | Rarely |
|-----------------|----------------|---------|-----------|--------|
| 1               |                |         |           |        |
| 2               |                | 1       |           |        |
| 3               |                |         |           | 1      |
| 4               |                | 1       |           |        |
| 5               | 1              |         |           |        |
| 6               |                | 1       |           |        |
| 7               | 1              |         |           |        |
| 8               |                | 1       |           |        |
| 9               |                |         | 1         |        |
| 10              |                | 1       |           |        |
| 11              | 1              |         |           |        |
| 12              |                |         | 1         |        |
| 13              | 1              |         |           |        |
| 14              |                |         | 1         |        |
| 15              |                | 1       |           |        |
| 16              | 1              |         |           |        |
| 17              |                | 1       |           |        |
| 18              |                |         |           |        |
| 19              |                | 1       |           |        |
| 20              |                | 1       |           |        |
| 21              | 1              |         |           |        |
| 22              | 1              |         |           |        |
| 23              |                | 1       |           |        |
| 24              | 1              |         |           |        |
| 25              | 1              |         |           |        |
| 26              | 1              |         |           |        |
| 27              | 1              |         |           |        |
| 28              |                |         | 1         |        |
| 29              |                |         | 1         |        |
| 30              |                | 1       |           |        |
| 31              | 1              |         |           |        |
| 32              |                |         | 1         |        |
| 33              | 1              |         |           |        |
| 34              |                | 1       |           |        |
| 35              |                | 1       |           |        |
| 36              | 1              |         |           |        |
| 37              |                | 1       |           |        |
| 38              |                | 1       |           |        |
| 39              |                | 1       |           |        |
| 40              | 1              |         |           |        |
| 41              | 1              |         |           |        |
| 42              | 1              |         |           |        |
| 43              |                | 1       |           |        |
| 44              | 1              |         |           |        |
| 45              |                | 1       |           |        |
| 46              |                | 1       |           |        |



| Questionnaire # | Always Release | Usually | Sometimes | Rarely |
|-----------------|----------------|---------|-----------|--------|
| 47              | 1              |         |           |        |
| 48              | 1              |         |           |        |
| 49              | 1              |         |           |        |
| 50              | 1              |         |           |        |
| 51              |                |         | 1         |        |
| 52              | 1              |         |           |        |
| 53              |                | 1       |           |        |
| 54              |                | 1       |           |        |
| 55              |                |         | 1         |        |
| 56              |                | 1       |           |        |
| 57              |                | 1       |           |        |
| 58              | 1              |         |           |        |
| 59              | 1              |         |           |        |
| 60              |                |         | 1         |        |
| 61              |                |         |           | 1      |
| 62              | 1              |         |           |        |
| 63              | 1              |         |           |        |
| 64              | 1              |         |           |        |
| 65              |                |         | 1         |        |
| 66              | 1              |         |           |        |
| 67              |                | 1       |           |        |
| 68              |                | 1       |           |        |
| 69              |                | 1       |           |        |
| 70              | 1              |         |           |        |
| 71              |                | 1       |           |        |
| 72              |                | 1       |           |        |
| 73              |                | 1       |           |        |
| 74              |                | 1       |           |        |
| 75              |                | 1       |           |        |
| 76              |                | 1       |           |        |
| 77              |                | 1       |           |        |
| 78              | 1              |         |           |        |
| 79              |                | 1       |           |        |
| 80              |                |         | 1         |        |
| 81              |                |         | 1         |        |
| 82              |                |         | 1         |        |
| 83              |                | 1       |           |        |
| 84              |                |         | 1         |        |
| 85              |                |         | 1         |        |
| 86              | 1              |         |           |        |
| 87              |                | 1       |           |        |
| 88              |                |         | 1         |        |
| 89              |                | 1       |           |        |
| 90              |                | 1       |           |        |
| 91              |                | 1       |           |        |
| 92              |                | 1       |           |        |
| 93              | 1              |         |           |        |
| 94              |                | 1       |           |        |
| 95              |                | 1       |           |        |
| 96              | 1              |         |           |        |

| Questionnaire # | Always Release | Usually | Sometimes | Rarely |
|-----------------|----------------|---------|-----------|--------|
| 97              |                | 1       |           |        |
| 98              |                |         | 1         |        |
| 99              | 1              |         |           |        |
| 100             |                | 1       |           |        |
| 101             |                | 1       |           |        |
| 102             | 1              |         |           |        |
| 103             |                |         | 1         |        |
| 104             |                | 1       |           |        |
| 105             |                |         | 1         |        |
| 106             |                | 1       |           |        |
| 107             | 1              |         |           |        |
| 108             | 1              |         |           |        |
| 109             | 1              |         |           |        |
| 110             |                |         | 1         |        |
| 111             | 1              |         |           |        |
| 112             |                |         | 1         |        |
| 113             | 1              |         |           |        |
| 114             |                | 1       |           |        |
| 115             |                |         | 1         |        |
| 116             |                | 1       |           |        |
| 117             |                |         | 1         |        |
| 118             | 1              |         |           |        |
| 119             | 1              |         |           |        |
| 120             | 1              |         |           |        |
| 121             | 1              |         |           |        |
| 122             | 1              |         |           |        |
| 123             |                |         | 1         |        |
| 124             |                | 1       |           |        |
| 125             | 1              |         |           |        |
| 126             | 1              |         |           |        |
| 127             | 1              |         |           |        |
| 128             | 1              |         |           |        |
| 129             |                | 1       |           |        |
| 130             |                | 1       |           |        |
| 131             | 1              |         |           |        |
| 132             |                | 1       |           |        |
| 133             |                | 1       |           |        |
| 134             |                | 1       |           |        |
| 135             |                |         | 1         |        |
| 136             |                |         | 1         |        |
| 137             | 1              |         |           |        |
| 138             | 1              |         |           |        |
| 139             | 1              |         |           |        |
| 140             |                | 1       |           |        |
| 141             |                | 1       |           |        |
| 142             |                | 1       |           |        |
| 143             | 1              |         |           |        |
| 144             | 1              |         |           |        |
| 145             |                | 1       |           |        |
| 146             |                | 1       |           |        |

| Questionnaire # | Always Release | Usually | Sometimes | Rarely |
|-----------------|----------------|---------|-----------|--------|
| 147             |                | 1       |           |        |
| 148             |                |         | 1         |        |
| 149             |                | 1       |           |        |
| 150             | 1              |         |           |        |
| 151             | 1              |         |           |        |
| 152             | 1              |         |           |        |
| 153             | 1              |         |           |        |
| 154             | 1              |         |           |        |
| 155             | 1              |         |           |        |
| 156             |                | 1       |           |        |
| 157             | 1              |         |           |        |
| 158             |                | 1       |           |        |
| 159             |                | 1       |           |        |
| 160             | 1              |         |           |        |
| 161             | 1              |         |           |        |
| 162             | 1              |         |           |        |
| 163             |                |         |           |        |
| 164             | 1              |         |           |        |
| 165             | 1              |         |           |        |
| 166             | 1              |         |           |        |
| 167             |                | 1       |           |        |
| 168             |                | 1       |           |        |
| 169             |                | 1       |           |        |
| 170             |                |         | 1         |        |
| 171             |                | 1       |           |        |
| 172             |                | 1       |           |        |
| 173             |                |         | 1         |        |
| 174             |                |         | 1         |        |
| 175             | 1              |         |           |        |
| 176             | 1              |         |           |        |
| 177             | 1              |         |           |        |
| 178             |                |         | 1         |        |
| 179             | 1              |         |           |        |
| 180             | 1              |         |           |        |
| 181             | 1              |         |           |        |
| 182             | 1              |         |           |        |
| 183             | 1              |         |           |        |
| 184             |                | 1       |           |        |
| 185             |                | 1       |           |        |
| 186             |                | 1       |           |        |
| 187             |                | 1       |           |        |
| 188             | 1              |         |           |        |
| 189             | 1              |         |           |        |
| 190             |                | 1       |           |        |
| 191             |                | 1       |           |        |
| 192             |                |         | 1         |        |
| 193             | 1              |         |           |        |
| 194             | 1              |         |           |        |
| 195             |                | 1       |           |        |
| 196             | 1              |         |           |        |

| Questionnaire # | Always Release | Usually   | Sometimes | Rarely   |
|-----------------|----------------|-----------|-----------|----------|
| 197             | 1              |           |           |          |
| 198             |                |           | 1         |          |
| 199             | 1              |           |           |          |
| 200             |                | 1         |           |          |
| 201             |                |           | 1         |          |
| 202             | 1              |           |           |          |
| 203             |                | 1         |           |          |
| 204             |                | 1         |           |          |
| 205             |                | 1         |           |          |
| 206             |                | 1         |           |          |
| 207             |                | 1         |           |          |
| 208             | 1              |           |           |          |
| 209             | 1              |           |           |          |
| 210             |                |           | 1         |          |
| 211             |                |           | 1         |          |
| 212             |                | 1         |           |          |
| 213             |                | 1         |           |          |
| 214             |                | 1         |           |          |
| 215             | 1              |           |           |          |
| 216             |                |           | 1         |          |
| 217             |                |           | 1         |          |
| 218             |                | 1         |           |          |
| 219             |                | 1         |           |          |
| 220             | 1              |           |           |          |
| 221             | 1              |           |           |          |
| 222             | 1              |           |           |          |
| 223             |                |           | 1         |          |
| 224             |                | 1         |           |          |
| 225             |                |           | 1         |          |
| 226             | 1              |           |           |          |
| 227             | 1              |           |           |          |
| 228             |                | 1         |           |          |
| 229             |                | 1         |           |          |
| 230             |                | 1         |           |          |
| 231             |                | 1         |           |          |
| 232             | 1              |           |           |          |
| 233             |                | 1         |           |          |
| 234             |                |           | 1         |          |
| 235             | 1              |           |           |          |
| 236             |                | 1         |           |          |
| 237             |                |           |           | 1        |
| <b>Totals</b>   | <b>95</b>      | <b>95</b> | <b>41</b> | <b>3</b> |

Total responses = 234

**Table G-11 Data from Angler Questionnaire Question # 13**

**Q13. Do you eat the fish you keep?**

| Questionnaire # | Yes | No | If No, Why?                  |
|-----------------|-----|----|------------------------------|
| 2               | 1   |    |                              |
| 3               |     | 1  | Can't fillet                 |
| 4               | 1   |    |                              |
| 6               | 1   |    |                              |
| 8               | 1   |    |                              |
| 9               | 1   |    |                              |
| 10              | 1   |    |                              |
| 12              |     | 1  | don't like fish              |
| 14              | 1   |    |                              |
| 15              | 1   |    |                              |
| 17              |     | 1  | pollution concerns in Red R. |
| 19              | 1   |    |                              |
| 20              | 1   |    |                              |
| 21              |     | 1  | Water filthy                 |
| 22              |     | 1  | don't like fish from river   |
| 23              |     | 1  | sport only                   |
| 24              |     | 1  | dirty                        |
| 26              |     | 1  | water quality & can't fillet |
| 27              |     | 1  | possible pollution           |
| 28              |     | 1  | river is dirty               |
| 29              |     | 1  | give it away                 |
| 30              | 1   |    |                              |
| 32              | 1   |    |                              |
| 34              | 1   |    |                              |
| 35              | 1   |    |                              |
| 37              | 1   |    |                              |
| 38              | 1   |    |                              |
| 39              | 1   |    |                              |
| 43              | 1   |    |                              |
| 45              | 1   |    |                              |
| 46              | 1   |    |                              |
| 47              |     | 1  | too lazy                     |
| 48              |     | 1  | fish contaminated (mercury)  |
| 50              |     | 1  | don't like fish              |
| 51              | 1   |    |                              |
| 53              | 1   |    |                              |
| 54              | 1   |    |                              |
| 55              | 1   |    |                              |
| 56              | 1   |    |                              |
| 57              | 1   |    |                              |
| 58              | 1   |    |                              |
| 60              | 1   |    |                              |
| 61              | 1   |    |                              |
| 62              |     | 1  | don't eat fish               |
| 63              |     | 1  | dirty water                  |

| Questionnaire # | Yes | No | If No, Why?                                      |
|-----------------|-----|----|--|
| 64              |     | 1  | don't like fish                                  |
| 65              | 1   |    |  |
| 66              | 1   |    |  |
| 67              | 1   |    |  |
| 68              | 1   |    |  |
| 69              | 1   |    |  |
| 71              | 1   |    |  |
| 72              | 1   |    |  |
| 73              | 1   |    |  |
| 74              | 1   |    |  |
| 75              | 1   |    |  |
| 76              | 1   |    |  |
| 77              | 1   |    |  |
| 78              | 1   |    |  |
| 79              | 1   |    |  |
| 80              | 1   |    |  |
| 81              | 1   |    |  |
| 82              | 1   |    |  |
| 84              |     | 1  | need more info                                   |
| 85              | 1   |    |  |
| 86              |     | 1  | smell  |
| 87              | 1   |    |  |
| 88              | 1   |    |  |
| 89              | 1   |    |  |
| 90              | 1   |    |  |
| 91              | 1   |    |  |
| 92              | 1   |    |  |
| 93              |     | 1  | Doesn't like filleting,<br>prefers sport fishing |
| 94              |     | 1  | not sure if we can                               |
| 95              |     | 1  | my neighbors eat them                            |
| 97              | 1   |    |  |
| 98              | 1   |    |  |
| 99              | 1   |    |  |
| 100             | 1   |    |  |
| 101             | 1   |    |  |
| 103             | 1   |    |  |
| 104             | 1   |    |  |
| 105             | 1   |    |  |
| 106             |     | 1  |  |
| 107             | 1   |    |  |
| 109             |     | 1  | won't eat fish from<br>R.River                   |
| 110             | 1   |    |  |
| 111             | 1   |    |  |
| 112             | 1   |    |  |
| 114             | 1   |    |  |
| 115             | 1   |    |  |
| 116             | 1   |    |  |
| 117             | 1   |    |  |
| 119             |     | 1  | pollution  |
| 123             | 1   |    |  |
| 124             | 1   |    |  |
| 125             |     | 1  | it's the R.River!                                |

| Questionnaire # | Yes | No | If No, Why?               |
|-----------------|-----|----|---------------------------|
| 126             |     | 1  | Red?                      |
| 127             | 1   |    |                           |
| 128             | 1   |    |                           |
| 129             | 1   |    |                           |
| 130             | 1   |    |                           |
| 132             | 1   |    |                           |
| 133             | 1   |    |                           |
| 135             | 1   |    |                           |
| 136             | 1   |    |                           |
| 138             | 1   |    |                           |
| 140             | 1   | 1  | pollution                 |
| 141             | 1   |    |                           |
| 142             | 1   |    |                           |
| 143             |     | 1  | dirty                     |
| 145             | 1   |    |                           |
| 146             | 1   |    |                           |
| 147             | 1   |    |                           |
| 148             | 1   |    |                           |
| 149             | 1   |    |                           |
| 150             |     | 1  | don't like fish           |
| 151             | 1   |    |                           |
| 153             | 1   |    |                           |
| 155             | 1   |    |                           |
| 156             |     | 1  | not from R. River         |
| 157             |     | 1  | water unclean             |
| 158             | 1   |    |                           |
| 159             | 1   |    |                           |
| 160             |     | 1  | member of family allergic |
| 164             |     | 1  | it's from the Red River   |
| 165             |     | 1  | it's from the Red River   |
| 166             | 1   |    |                           |
| 167             | 1   |    |                           |
| 168             | 1   |    |                           |
| 169             | 1   |    |                           |
| 170             | 1   |    |                           |
| 171             | 1   |    |                           |
| 172             | 1   |    |                           |
| 173             | 1   |    |                           |
| 174             | 1   |    |                           |
| 178             | 1   |    |                           |
| 179             |     | 1  | don't trust the water     |
| 180             |     | 1  | don't like cleaning fish  |
| 184             | 1   |    |                           |
| 185             | 1   |    |                           |
| 186             | 1   |    |                           |
| 187             | 1   |    |                           |
| 189             |     | 1  | pollution concerns        |
| 190             | 1   |    |                           |
| 191             | 1   |    |                           |
| 192             | 1   |    |                           |
| 195             | 1   |    |                           |
| 196             |     | 1  | river fish                |
| 197             |     | 1  | pollution concerns        |

| Questionnaire # | Yes        | No        | If No, Why?     |
|-----------------|------------|-----------|-----------------|
| 198             | 1          |           |                 |
| 200             | 1          |           |                 |
| 201             | 1          |           |                 |
| 202             | 1          |           |                 |
| 204             | 1          |           |                 |
| 205             | 1          |           |                 |
| 206             | 1          |           |                 |
| 207             | 1          |           |                 |
| 208             | 1          |           |                 |
| 209             |            | 1         | mercury present |
| 210             | 1          |           |                 |
| 211             | 1          |           |                 |
| 212             | 1          |           |                 |
| 213             | 1          |           |                 |
| 214             | 1          |           |                 |
| 216             | 1          |           |                 |
| 217             | 1          |           |                 |
| 218             | 1          |           |                 |
| 219             | 1          |           |                 |
| 220             | 1          |           |                 |
| 222             |            | 1         | pollution       |
| 223             | 1          |           |                 |
| 224             | 1          |           |                 |
| 225             |            | 1         |                 |
| 228             | 1          |           |                 |
| 229             | 1          |           |                 |
| 230             | 1          |           |                 |
| 231             | 1          | 1         |                 |
| 232             | 1          |           |                 |
| 233             | 1          |           |                 |
| 234             | 1          |           |                 |
| 235             | 1          |           |                 |
| 236             | 1          |           |                 |
| 237             |            | 1         | give them away  |
| <b>Totals</b>   | <b>141</b> | <b>45</b> |                 |

Total responses = 186



**Table G-12 Data from Angler Questionnaire Question # 14**

**Q14. Economic Assessment:**

| Questionnaire # | 1998 Expenditures on Fishing in MB |           |       |        |                  |              |                  |                |                 |         | Approx. % Spent on Red and/or Assin. R. | Approx. Total Spent on Red and/or Assin. R. |
|-----------------|------------------------------------|-----------|-------|--------|------------------|--------------|------------------|----------------|-----------------|---------|---|---|
|                 | Accommodations                     | Camp Fees | Food  | Travel | Boating Supplies | Boat Rentals | Fishing Supplies | Guide Services | Fishing Licence | TOTAL   |   |   |
| 86              | \$200                              |           | \$100 | \$100  |                  |              |                  |                | \$15            | \$415   | 0                                       | \$0   |
| 232             |                                    |           |       |        | \$30             |              |                  |                | \$15            | \$45    | 12                                      | \$5   |
| 236             |                                    |           | \$100 |        |                  |              |                  | \$50           |                 | \$150   | 7                                       | \$11  |
| 70              |                                    |           |       |        | \$40             |              |                  |                | \$15            | \$55    | 20                                      | \$15  |
| 37              |                                    |           |       | \$20   |                  |              |                  | \$20           |                 | \$40    | 40                                      | \$16  |
| 24              |                                    |           |       |        |                  |              |                  | \$100          |                 | \$100   | 17                                      | \$17  |
| 119             |                                    |           |       |        |                  |              |                  | \$20           |                 | \$20    | 95                                      | \$19  |
| 225             |                                    | \$50      | \$100 | \$200  | \$20             | \$70         | \$150            |                | \$15            | \$605   | 27                                      | \$19  |
| 209             |                                    |           | \$60  | \$60   |                  |              | \$50             |                | \$6             | \$176   | 13                                      | \$22  |
| 223             |                                    | \$50      |       | \$200  |                  |              | \$20             |                |                 | \$270   | 17                                      | \$22  |
| 69              |                                    | \$30      | \$200 | \$200  |                  |              | \$20             |                | \$6             | \$456   | 5                                       | \$23  |
| 53              |                                    |           |       |        |                  |              | \$70             |                |                 | \$70    | 33                                      | \$23  |
| 176             |                                    | \$18      |       |        |                  |              |                  |                | \$6             | \$24    | 100                                     | \$24  |
| 145             |                                    | \$300     | \$100 | \$500  | \$200            | \$75         | \$500            | \$0            | \$60            | \$1,735 | 2                                       | \$30  |
| 120             |                                    |           |       | \$30   |                  |              |                  |                |                 | \$30    | 100                                     | \$30  |
| 136             |                                    | \$75      | \$100 | \$100  | \$100            |              | \$50             |                | \$30            | \$455   | 7                                       | \$30  |
| 102             |                                    |           |       |        |                  |              | \$25             |                | \$6             | \$31    | 100                                     | \$31  |
| 107             |                                    |           |       |        |                  |              | \$30             |                | \$9             | \$39    | 80                                      | \$31  |
| 198             | \$300                              | \$100     |       | \$200  | \$200            |              | \$150            |                | \$15            | \$965   | 3                                       | \$32  |
| 42              |                                    | \$20      |       |        |                  |              | \$150            |                | \$26            | \$196   | 50                                      | \$33  |
| 22              |                                    |           |       |        |                  |              | \$20             |                | \$15            | \$35    | 100                                     | \$35  |
| 49              |                                    |           | \$30  | \$10   |                  | \$20         |                  |                | \$15            | \$75    | 50                                      | \$38  |
| 59              |                                    |           | \$50  | \$100  | \$200            |              |                  |                | \$50            | \$400   | 10                                      | \$40  |
| 178             |                                    | \$50      | \$50  | \$50   | \$50             |              | \$20             |                | \$12            | \$232   | 20                                      | \$40  |
| 228             |                                    |           |       | \$50   | \$50             |              | \$150            |                | \$18            | \$268   | 15                                      | \$40  |
| 211             |                                    |           |       |        |                  |              |                  |                |                 | \$850   | 5                                       | \$43  |
| 146             |                                    | \$40      | \$100 | \$200  |                  | \$100        | \$200            |                | \$20            | \$660   | 7                                       | \$44  |
| 118             |                                    |           |       |        | \$10             |              | \$20             |                | \$15            | \$45    | 100                                     | \$45  |

| Questionnaire # | 1998 Expenditures on Fishing in MB |              |       |        |                     |                 |                     |                   |                    |         | Approx. %<br>Spent on<br>Red<br>and/or<br>Assin. R. | Approx.<br>Total Spent<br>on Red<br>and/or<br>Assin. R. |
|-----------------|------------------------------------|--------------|-------|--------|---------------------|-----------------|---------------------|-------------------|--------------------|---------|---|---|
|                 | Accommodations                     | Camp<br>Fees | Food  | Travel | Boating<br>Supplies | Boat<br>Rentals | Fishing<br>Supplies | Guide<br>Services | Fishing<br>Licence | TOTAL   |   |   |
| 199             |                                    |              |       |        |                     |                 | \$150               |                   | \$12               | \$162   | 33  | \$53  |
| 227             |                                    | \$500        |       | \$200  |                     | \$300           | \$100               |                   | \$15               | \$1,115 | 50  | \$55  |
| 206             |                                    | \$50         | \$200 |        | \$100               |                 | \$200               |                   | \$15               | \$565   | 10  | \$57  |
| 12              |                                    |              |       |        |                     |                 |                     |                   |                    | \$100   | 57  | \$57  |
| 192             |                                    | \$100        |       | \$110  |                     |                 | \$50                |                   | \$30               | \$290   | 20  | \$58  |
| 20              |                                    |              | \$30  | \$50   | \$40                |                 | \$30                |                   |                    | \$150   | 40  | \$60  |
| 181             |                                    |              |       | \$200  | \$10                |                 | \$10                |                   | \$24               | \$244   | 25  | \$61  |
| 38              |                                    |              | \$40  | \$200  |                     |                 | \$250               |                   |                    | \$490   | 13  | \$61  |
| 14              |                                    |              |       |        |                     |                 |                     |                   |                    | \$150   | 43  | \$64  |
| 210             |                                    |              |       |        |                     |                 | \$50                |                   | \$15               | \$65    | 100   | \$65  |
| 27              | \$200                              | \$100        | \$100 | \$300  | \$300               |                 | \$100               |                   | \$30               | \$1,130 | 25  | \$70  |
| 32              |                                    |              | \$15  | \$5    |                     |                 | \$50                |                   |                    | \$70    | 100   | \$70  |
| 76              |                                    |              | \$20  | \$25   |                     |                 | \$20                |                   | \$6                | \$71    | 100   | \$71  |
| 72              |                                    | \$20         | \$300 | \$200  |                     |                 | \$100               |                   | \$12               | \$632   | 50  | \$72  |
| 161             |                                    |              |       |        |                     |                 | \$200               |                   | \$17               | \$217   | 33  | \$72  |
| 6               |                                    |              |       |        |                     |                 |                     |                   |                    | \$200   | -   | \$75  |
| 29              |                                    |              | \$25  |        |                     |                 | \$25                |                   | \$25               | \$75    | 100   | \$75  |
| 138             |                                    |              | \$10  | \$25   |                     |                 | \$30                |                   | \$15               | \$80    | 98  | \$79  |
| 197             |                                    | \$85         | \$200 | \$350  | \$250               |                 | \$200               |                   | \$35               | \$1,120 | 17  | \$79  |
| 191             |                                    | \$150        | \$500 | \$500  | \$200               |                 | \$50                |                   | \$10               | \$1,410 | 20  | \$80  |
| 25              |                                    |              |       | \$50   |                     |                 | \$20                |                   | \$15               | \$85    | 100   | \$85  |
| 75              | \$1,000                            | \$100        |       | \$700  |                     |                 | \$200               |                   | \$15               | \$2,015 | 8   | \$90  |
| 71              |                                    |              |       |        |                     |                 | \$100               |                   | \$25               | \$125   | 75  | \$94  |
| 106             |                                    |              |       |        |                     |                 | \$75                |                   | \$20               | \$95    | 100   | \$95  |
| 169             |                                    |              |       |        |                     |                 | \$100               |                   | \$15               | \$115   | 83  | \$96  |
| 172             |                                    | \$100        |       | \$100  |                     |                 | \$750               |                   | \$40               | \$990   | 10  | \$99  |
| 9               |                                    |              |       |        |                     |                 |                     |                   |                    | \$100   | 100   | \$100   |
| 173             |                                    | \$50         | \$200 | \$450  | \$150               |                 | \$50                |                   | \$15               | \$915   | 100   | \$100   |
| 216             |                                    |              |       |        |                     |                 |                     |                   |                    | \$400   | 25  | \$100   |
| 207             |                                    | \$500        | \$200 |        | \$200               |                 | \$100               |                   | \$6                | \$1,006 | 10  | \$101   |
| 215             |                                    |              |       | \$250  | \$500               |                 | \$50                |                   | \$18               | \$818   | 94  | \$104   |
| 36              |                                    |              |       | \$100  |                     |                 |                     |                   | \$9                | \$109   | 100   | \$109   |

| Questionnaire # | 1998 Expenditures on Fishing in MB |              |         |        |                     |                 |                     |                   |                    |         | Approx. %<br>Spent on<br>Red<br>and/or<br>Assin. R. | Approx.<br>Total Spent<br>on Red<br>and/or<br>Assin. R. |
|-----------------|------------------------------------|--------------|---------|--------|---------------------|-----------------|---------------------|-------------------|--------------------|---------|---|---|
|                 | Accommodations                     | Camp<br>Fees | Food    | Travel | Boating<br>Supplies | Boat<br>Rentals | Fishing<br>Supplies | Guide<br>Services | Fishing<br>Licence | TOTAL   |   |   |
| 104             |                                    | \$30         | \$100   | \$200  | \$100               |                 | \$100               |                   | \$15               | \$545   | 20  | \$109   |
| 115             |                                    | \$150        | \$150   | \$200  |                     |                 | \$200               | \$200             |                    | \$900   | 100   | \$110   |
| 43              | \$500                              |              | \$100   | \$300  |                     | \$300           | \$100               |                   | \$15               | \$1,315 | 17  | \$112   |
| 17              | \$400                              | \$60         | \$300   | \$160  |                     |                 | \$200               |                   | \$20               | \$1,140 | 10  | \$114   |
| 109             |                                    |              |         |        |                     |                 | \$100               |                   | \$15               | \$115   | 100   | \$115   |
| 183             |                                    | \$100        | \$300   |        |                     |                 | \$50                |                   | \$10               | \$460   | 25  | \$115   |
| 74              | \$600                              | \$40         | \$200   | \$150  | \$100               |                 | \$50                |                   | \$12               | \$1,152 | 10  | \$115   |
| 56              | \$500                              |              | \$50    | \$100  |                     | \$500           | \$200               |                   | \$25               | \$1,375 | 20  | \$116   |
| 116             |                                    |              | \$50    | \$25   |                     |                 | \$100               |                   |                    | \$175   | 67  | \$117   |
| 129             |                                    |              |         | \$200  |                     |                 | \$25                |                   | \$10               | \$235   | 50  | \$118   |
| 200             |                                    |              |         |        |                     |                 | \$150               |                   | \$15               | \$165   | 75  | \$124   |
| 80              |                                    | \$150        | \$500   | \$500  | \$50                |                 | \$100               |                   | \$15               | \$1,315 | 38  | \$125   |
| 156             | \$150                              | \$150        | \$200   | \$300  |                     | \$50            | \$100               |                   | \$17               | \$967   | 13  | \$129   |
| 26              |                                    |              |         |        |                     |                 | \$100               |                   | \$30               | \$130   | 100   | \$130   |
| 122             |                                    | \$650        | \$300   | \$100  |                     |                 | \$150               |                   | \$36               | \$1,236 | 88  | \$136   |
| 229             |                                    |              |         |        |                     |                 |                     |                   |                    | \$2,000 | 7   | \$143   |
| 205             |                                    | \$50         | \$200   | \$200  | \$200               |                 | \$150               |                   | \$15               | \$815   | 25  | \$145   |
| 187             |                                    |              |         |        |                     |                 |                     |                   |                    |         | 100   | \$149   |
| 111             | \$100                              |              | \$500   | \$100  |                     |                 | \$50                |                   |                    | \$750   | 20  | \$150   |
| 131             |                                    |              | \$25    |        | \$200               |                 | \$150               |                   |                    | \$375   | 40  | \$150   |
| 133             |                                    | \$20         | \$60    | \$100  | \$30                |                 | \$200               |                   |                    | \$410   | 73  | \$150   |
| 148             |                                    |              |         |        |                     |                 | \$200               |                   |                    | \$200   | 79  | \$150   |
| 64              |                                    | \$50         | \$100   | \$100  | \$160               |                 | \$100               |                   | \$9                | \$519   | 50  | \$155   |
| 103             |                                    |              | \$60    |        | \$600               |                 | \$75                |                   | \$45               | \$780   | 20  | \$156   |
| 237             | \$400                              |              | \$150   |        |                     |                 | \$50                |                   |                    | \$600   | 27  | \$160   |
| 143             |                                    | \$250        | \$100   | \$200  |                     |                 |                     |                   | \$20               | \$570   | 30  | \$171   |
| 85              | \$600                              | \$40         | \$200   | \$300  | \$200               |                 | \$200               |                   | \$16               | \$1,556 | 11  | \$173   |
| 84              |                                    |              | \$1,300 |        | \$300               |                 | \$50                | \$130             |                    | \$1,780 | 10  | \$178   |
| 160             |                                    | \$20         | \$20    | \$100  | \$20                | \$120           | \$200               |                   | \$10               | \$490   | 36  | \$178   |
| 182             |                                    | \$50         |         | \$200  |                     |                 | \$100               |                   | \$10               | \$360   | 50  | \$180   |
| 204             | \$40                               |              | \$70    | \$25   | \$200               |                 | \$55                |                   | \$60               | \$450   | 40  | \$180   |
| 99              |                                    |              | \$120   | \$500  |                     | \$75            | \$200               |                   | \$15               | \$910   | 20  | \$182   |

| Questionnaire # | 1998 Expenditures on Fishing in MB |           |         |         |                  |              |                  |                |                 |         | Approx. % Spent on Red and/or Assin. R. | Approx. Total Spent on Red and/or Assin. R. |
|-----------------|------------------------------------|-----------|---------|---------|------------------|--------------|------------------|----------------|-----------------|---------|---|---|
|                 | Accommodations                     | Camp Fees | Food    | Travel  | Boating Supplies | Boat Rentals | Fishing Supplies | Guide Services | Fishing Licence | TOTAL   |   |   |
| 44              |                                    |           |         | \$200   | \$250            |              | \$50             |                | \$9             | \$509   | 38                                      | \$191                                       |
| 95              |                                    |           |         |         |                  |              | \$200            |                | \$18            | \$218   | 90                                      | \$196                                       |
| 55              |                                    |           |         | \$75    | \$150            |              | \$30             |                | \$30            | \$285   | 70                                      | \$200                                       |
| 8               |                                    |           |         |         |                  |              |                  |                |                 | \$200   | 100                                     | \$200                                       |
| 45              |                                    | \$20      | \$200   | \$500   | \$200            |              | \$200            |                | \$15            | \$1,135 | 33                                      | \$200                                       |
| 46              |                                    | \$250     | \$250   |         | \$1,000          |              | \$5,000          |                |                 | \$6,500 | 35                                      | \$200                                       |
| 168             | \$400                              |           | \$100   | \$100   | \$50             |              | \$50             |                | \$25            | \$725   | 50                                      | \$200                                       |
| 221             |                                    |           |         |         |                  |              |                  |                |                 | \$800   | 25                                      | \$200                                       |
| 150             |                                    | \$50      | \$200   | \$200   |                  |              | \$100            |                | \$17            | \$567   | 36                                      | \$202                                       |
| 128             |                                    | \$100     | \$200   | \$300   | \$50             |              | \$100            |                | \$17            | \$767   | 27                                      | \$204                                       |
| 57              |                                    |           |         |         |                  |              | \$200            |                | \$9             | \$209   | 100                                     | \$205                                       |
| 3               |                                    |           |         | \$100   |                  |              | \$100            |                | \$6             | \$206   | 100                                     | \$206                                       |
| 88              |                                    |           | \$50    | \$100   |                  |              | \$100            |                | \$10            | \$260   | 80                                      | \$208                                       |
| 174             |                                    | \$60      | \$100   | \$100   | \$25             |              | \$50             |                | \$14            | \$349   | 60                                      | \$209                                       |
| 65              |                                    |           | \$125   | \$375   |                  |              | \$90             |                | \$15            | \$605   | 16                                      | \$215                                       |
| 79              |                                    | \$200     | \$300   | \$500   | \$200            |              | \$100            |                | \$15            | \$1,315 | 33                                      | \$225                                       |
| 130             |                                    |           | \$200   | \$40    |                  |              |                  |                | \$20            | \$260   | 90                                      | \$234                                       |
| 52              |                                    | \$200     | \$50    | \$400   |                  |              | \$300            |                | \$15            | \$965   | 25                                      | \$241                                       |
| 159             |                                    |           | \$200   | \$200   | \$600            | \$25         | \$50             |                | \$25            | \$1,100 | 22                                      | \$244                                       |
| 224             |                                    |           |         |         |                  |              |                  |                |                 | \$800   | 31                                      | \$246                                       |
| 177             |                                    |           |         |         |                  |              |                  |                |                 | \$500   | 50                                      | \$250                                       |
| 226             |                                    | \$200     | \$500   | \$1,000 | \$1,500          |              | \$2,000          |                | \$15            | \$5,215 | 43                                      | \$250                                       |
| 149             |                                    | \$6       | \$200   | \$300   | \$800            | \$200        | \$17             |                |                 | \$1,523 | 17                                      | \$254                                       |
| 96              | \$100                              |           | \$100   | \$200   | \$50             |              | \$50             |                | \$15            | \$515   | 50                                      | \$258                                       |
| 194             | \$200                              |           | \$100   |         | \$300            |              | \$200            |                | \$20            | \$820   | 20                                      | \$260                                       |
| 202             |                                    | \$100     | \$1,000 | \$1,000 | \$1,000          |              | \$1,000          |                | \$9             | \$4,109 | 7                                       | \$274                                       |
| 186             |                                    |           |         |         |                  |              |                  |                |                 |         | 50                                      | \$290                                       |
| 60              | \$600                              | \$360     |         | \$200   | \$200            |              | \$100            |                | \$32            | \$1,492 | 20                                      | \$298                                       |
| 78              | \$200                              | \$50      | \$500   | \$500   | \$1,000          | \$50         | \$500            |                | \$15            | \$2,815 | 30                                      | \$300                                       |
| 152             | \$100                              |           | \$100   | \$250   | \$200            |              | \$100            |                | \$10            | \$760   | 100                                     | \$300                                       |
| 208             |                                    |           | \$200   | \$500   | \$500            |              | \$250            |                |                 | \$1,450 | 60                                      | \$300                                       |
| 213             |                                    |           |         |         |                  |              |                  |                |                 | \$300   | 100                                     | \$300                                       |

| Questionnaire # | 1998 Expenditures on Fishing in MB |              |          |         |                     |                 |                     |                   |                    |          | Approx. %<br>Spent on<br>Red<br>and/or<br>Assin. R. | Approx.<br>Total Spent<br>on Red<br>and/or<br>Assin. R. |
|-----------------|------------------------------------|--------------|----------|---------|---------------------|-----------------|---------------------|-------------------|--------------------|----------|---|---|
|                 | Accommodations                     | Camp<br>Fees | Food     | Travel  | Boating<br>Supplies | Boat<br>Rentals | Fishing<br>Supplies | Guide<br>Services | Fishing<br>Licence | TOTAL    |   |   |
| 134             |                                    | \$100        | \$200    | \$250   | \$150               |                 | \$200               |                   | \$10               | \$910    | 33  | \$303   |
| 21              |                                    |              | \$200    |         |                     |                 | \$100               |                   | \$9                | \$309    | 100   | \$309   |
| 114             | \$200                              | \$50         | \$500    | \$300   | \$100               | \$200           | \$200               |                   | \$10               | \$1,560  | 20  | \$312   |
| 31              |                                    |              | \$10     | \$100   |                     |                 | \$200               |                   | \$10               | \$320    | 100   | \$320   |
| 170             |                                    | \$400        | \$1,500  | \$600   | \$700               |                 | \$300               |                   | \$100              | \$3,600  | 33  | \$340   |
| 63              |                                    | \$300        | \$200    | \$200   | \$300               |                 | \$400               |                   | \$20               | \$1,420  | 25  | \$350   |
| 47              |                                    |              |          |         |                     |                 |                     |                   |                    | \$400    | 90  | \$360   |
| 101             |                                    |              | \$500    | \$500   | \$200               |                 | \$100               |                   | \$15               | \$1,315  | 28  | \$368   |
| 218             | \$150                              | \$120        |          | \$100   | \$200               |                 | \$50                |                   |                    | \$620    | 60  | \$372   |
| 112             |                                    |              | \$50     | \$100   |                     |                 | \$200               |                   | \$24               | \$374    | 100   | \$374   |
| 2               |                                    |              |          |         |                     |                 |                     |                   |                    | \$750    | 50  | \$375   |
| 10              |                                    |              |          |         |                     |                 |                     |                   |                    | \$500    | 75  | \$375   |
| 67              |                                    |              |          | \$500   | \$25                |                 | \$200               |                   | \$13               | \$738    | 67  | \$375   |
| 157             |                                    |              | \$200    | \$300   |                     | \$120           | \$300               |                   | \$20               | \$940    | 40  | \$376   |
| 68              | \$200                              | \$50         |          | \$550   | \$200               |                 | \$100               |                   | \$10               | \$1,110  | 20  | \$377   |
| 196             | \$2,000                            |              | \$1,000  | \$1,000 | \$1,000             | \$1,000         | \$2,000             |                   | \$30               | \$8,030  | 5   | \$402   |
| 117             |                                    |              | \$1,000  | \$500   | \$250               |                 | \$500               |                   | \$30               | \$2,280  | 33  | \$415   |
| 234             |                                    | \$200        | \$1,000  | \$500   | \$250               |                 | \$175               |                   | \$18               | \$2,143  | 20  | \$429   |
| 34              |                                    |              | \$200    | \$200   | \$300               |                 | \$100               |                   | \$9                | \$809    | 53  | \$431   |
| 35              |                                    |              | \$200    |         |                     |                 | \$250               |                   | \$9                | \$459    | 95  | \$436   |
| 155             |                                    | \$100        | \$1,000  | \$500   | \$100               |                 | \$50                |                   | \$17               | \$1,767  | 25  | \$442   |
| 110             | \$60                               |              | \$200    | \$100   |                     |                 | \$100               |                   |                    | \$460    | 100   | \$460   |
| 81              |                                    | \$300        | \$500    | \$200   | \$300               |                 | \$100               |                   | \$15               | \$1,415  | 33  | \$465   |
| 51              |                                    |              | \$200    |         | \$200               |                 | \$300               |                   | \$15               | \$715    | 67  | \$477   |
| 165             |                                    |              |          | \$2,000 | \$1,000             |                 | \$200               |                   | \$20               | \$3,220  | 38  | \$478   |
| 188             |                                    |              |          |         | \$500               |                 | \$200               |                   | \$40               | \$740    | 67  | \$493   |
| 100             |                                    |              | \$10,000 | \$1,000 |                     | \$200           | \$500               |                   | \$15               | \$11,715 | 40  | \$500   |
| 105             | \$200                              | \$30         | \$400    | \$500   | \$500               |                 | \$250               |                   | \$40               | \$1,920  | 67  | \$500   |
| 166             |                                    |              |          |         |                     |                 |                     |                   |                    | \$600    | 83  | \$500   |
| 214             |                                    |              |          |         |                     |                 |                     |                   |                    | \$500    | 100   | \$500   |
| 4               |                                    | \$200        | \$200    | \$300   |                     | \$800           | \$1,000             |                   | \$24               | \$2,524  | 20  | \$505   |
| 135             | \$300                              | \$100        | \$100    | \$700   | \$150               |                 | \$100               |                   | \$10               | \$1,460  | 35  | \$511   |

| Questionnaire # | 1998 Expenditures on Fishing in MB |           |         |         |                  |              |                  |                |                 |         | Approx. % Spent on Red and/or Assin. R. | Approx. Total Spent on Red and/or Assin. R. |
|-----------------|------------------------------------|-----------|---------|---------|------------------|--------------|------------------|----------------|-----------------|---------|---|---|
|                 | Accommodations                     | Camp Fees | Food    | Travel  | Boating Supplies | Boat Rentals | Fishing Supplies | Guide Services | Fishing Licence | TOTAL   |   |   |
| 233             |                                    | \$50      | \$300   | \$600   | \$200            |              | \$600            |                | \$14            | \$1,764 | 30                                      | \$529                                       |
| 123             |                                    |           | \$100   | \$300   |                  |              | \$125            |                | \$15            | \$540   | 100                                     | \$540                                       |
| 77              | \$180                              | \$60      | \$400   | \$200   | \$400            |              | \$300            |                | \$15            | \$1,555 | 25                                      | \$550                                       |
| 190             |                                    |           | \$100   | \$120   | \$1,750          |              | \$200            |                | \$15            | \$2,185 | 80                                      | \$550                                       |
| 147             |                                    | \$250     | \$400   | \$1,000 | \$400            |              | \$200            | \$450          | \$24            | \$2,724 | 21                                      | \$584                                       |
| 151             |                                    |           |         | \$300   |                  |              | \$400            |                | \$45            | \$745   | 50                                      | \$595                                       |
| 231             |                                    |           |         |         |                  |              |                  |                |                 | \$1,000 | 60                                      | \$600                                       |
| 16              | \$1,000                            | \$200     |         |         |                  | \$500        |                  |                | \$15            | \$1,715 | 36                                      | \$613                                       |
| 125             | \$500                              | \$75      | \$300   | \$300   | \$300            |              | \$150            |                | \$16            | \$1,641 | 38                                      | \$615                                       |
| 153             | \$100                              |           | \$100   | \$500   | \$500            | \$50         |                  |                | \$25            | \$1,275 | 50                                      | \$638                                       |
| 139             |                                    |           | \$100   | \$300   |                  |              | \$1,000          |                | \$9             | \$1,409 | 50                                      | \$705                                       |
| 142             |                                    | \$30      | \$30    | \$1,000 | \$400            |              | \$200            | \$100          | \$20            | \$1,780 | 40                                      | \$712                                       |
| 82              |                                    | \$100     | \$2,000 | \$2,000 | \$1,000          |              | \$300            |                | \$20            | \$5,420 | 13                                      | \$723                                       |
| 97              |                                    |           |         | \$500   | \$1,000          | \$100        | \$250            |                | \$15            | \$1,865 | 40                                      | \$746                                       |
| 137             |                                    |           |         |         |                  |              |                  |                |                 | \$1,000 | 75                                      | \$750                                       |
| 121             | \$200                              |           | \$300   |         | \$100            | \$50         | \$100            |                | \$15            | \$765   | 100                                     | \$765                                       |
| 230             |                                    |           |         |         |                  |              |                  |                |                 | \$2,000 | 43                                      | \$857                                       |
| 158             | \$1,000                            |           | \$500   | \$500   |                  | \$300        | \$300            |                | \$15            | \$2,615 | 33                                      | \$872                                       |
| 108             |                                    |           | \$200   | \$500   | \$200            |              | \$200            |                | \$9             | \$1,109 | 80                                      | \$887                                       |
| 30              |                                    | \$200     | \$200   | \$500   | \$200            |              | \$100            |                | \$12            | \$1,212 | 75                                      | \$909                                       |
| 98              |                                    |           | \$300   | \$600   | \$100            |              | \$200            |                | \$15            | \$1,215 | 75                                      | \$911                                       |
| 15              | \$100                              | \$50      | \$400   | \$200   |                  | \$1,000      | \$100            |                | \$18            | \$1,868 | 50                                      | \$934                                       |
| 87              |                                    | \$400     | \$500   | \$1,000 |                  |              | \$1,000          |                | \$20            | \$2,920 | 33                                      | \$973                                       |
| 93              |                                    | \$200     | \$200   | \$500   | \$200            |              | \$50             |                | \$20            | \$1,170 | 83                                      | \$975                                       |
| 127             |                                    |           | \$300   | \$500   |                  |              | \$400            |                | \$17            | \$1,217 | 90                                      | \$1,095                                     |
| 219             | \$800                              | \$350     | \$500   | \$1,500 | \$1,000          |              | \$1,000          |                | \$15            | \$5,165 | 38                                      | \$1,200                                     |
| 54              |                                    | \$30      | \$1,000 | \$700   |                  |              | \$100            |                | \$9             | \$1,839 | 67                                      | \$1,226                                     |
| 73              | \$1,000                            | \$100     | \$200   | \$100   | \$100            |              | \$200            |                | \$16            | \$1,716 | 75                                      | \$1,287                                     |
| 92              | \$500                              |           | \$200   | \$500   |                  |              | \$400            |                | \$15            | \$1,615 | 80                                      | \$1,292                                     |
| 140             |                                    | \$100     | \$200   | \$1,000 | \$500            |              | \$200            |                | \$20            | \$2,020 | 67                                      | \$1,347                                     |
| 141             |                                    | \$100     | \$200   | \$1,500 | \$3,000          |              | \$300            |                | \$100           | \$5,200 | 30                                      | \$1,560                                     |
| 195             |                                    | \$500     | \$500   | \$2,000 | \$1,000          |              | \$400            |                | \$15            | \$4,415 | 38                                      | \$1,656                                     |

| Questionnaire #  | 1998 Expenditures on Fishing in MB |                 |                 |                 |                     |                 |                     |                   |                    |                  | Approx. %<br>Spent on<br>Red<br>and/or<br>Assin. R. | Approx.<br>Total Spent<br>on Red<br>and/or<br>Assin. R. |
|------------------|------------------------------------|-----------------|-----------------|-----------------|---------------------|-----------------|---------------------|-------------------|--------------------|------------------|---|---|
|                  | Accommodations                     | Camp<br>Fees    | Food            | Travel          | Boating<br>Supplies | Boat<br>Rentals | Fishing<br>Supplies | Guide<br>Services | Fishing<br>Licence | TOTAL            |   |   |
| 41               | \$1,300                            | \$200           | \$2,500         | \$1,000         | \$1,500             |                 | \$250               |                   | \$9                | \$6,759          | 25  | \$1,690   |
| 113              |                                    | \$100           | \$1,000         | \$500           |                     |                 | \$500               |                   | \$30               | \$2,130          | 80  | \$1,704   |
| 162              |                                    |                 | \$500           | \$500           | \$100               |                 | \$600               |                   | \$50               | \$1,750          | 100   | \$1,750   |
| 40               |                                    | \$100           | \$500           | \$1,000         | \$50                | \$150           | \$500               |                   | \$15               | \$2,315          | 95  | \$2,199   |
| 235              |                                    | \$40            | \$200           | \$1,000         | \$500               |                 | \$500               |                   | \$30               | \$2,270          | 100   | \$2,270   |
| 62               |                                    |                 | \$100           | \$2,500         |                     |                 |                     |                   | \$9                | \$2,609          | 98  | \$2,566   |
| 217              |                                    | \$250           | \$1,000         | \$1,000         | \$250               | \$100           | \$250               |                   | \$15               | \$2,865          | 100   | \$2,865   |
| 58               |                                    |                 | \$100           | \$100           | \$100               |                 | \$100               |                   | \$30               | \$430            |   |   |
| 83               |                                    | \$100           | \$2,000         | \$2,000         | \$1,000             |                 | \$300               |                   | \$20               | \$5,420          |   |   |
| 94               |                                    |                 | \$50            | \$50            |                     |                 | \$30                |                   | \$30               | \$160            |   |   |
| <b>Totals</b>    | <b>\$16,380</b>                    | <b>\$11,429</b> | <b>\$49,500</b> | <b>\$56,405</b> | <b>\$35,160</b>     | <b>\$6,455</b>  | <b>\$39,297</b>     | <b>\$880</b>      | <b>\$2,966</b>     | <b>\$231,621</b> | <b>-</b>  | <b>\$71,826</b>   |
| <b>Average</b>   | <b>\$443</b>                       | <b>\$138</b>    | <b>\$393</b>    | <b>\$415</b>    | <b>\$374</b>        | <b>\$248</b>    | <b>\$241</b>        | <b>\$176</b>      | <b>\$19</b>        | <b>\$1,182</b>   | <b>51</b>   | <b>\$368</b>  |
| <b>Std. Dev.</b> | <b>\$417</b>                       | <b>\$131</b>    | <b>\$953</b>    | <b>\$451</b>    | <b>\$458</b>        | <b>\$285</b>    | <b>\$469</b>        | <b>\$169</b>      | <b>\$14</b>        | <b>\$1,507</b>   |   | <b>\$472</b>  |

Number of questionnaire respondents who answered this question = 196

Note: three respondents did not provide information on the proportion of money spent on fishing on the Red and / or Assinboine River (totals provided only for total spent in Manitoba).

**Table G-13 Data from Angler Questionnaire Questions # 15 and 16**

**Q15. Resident of Manitoba? If yes, resident of Winnipeg?**

**Q16. How many years have you spent fishing on the Red and/or Assiniboine Rivers?**

| Questionnaire # | Resident of Manitoba? |    | Resident of Winnipeg? |    | Years Fished on Red and / Assin. Rivers? |
|-----------------|-----------------------|----|-----------------------|----|--|
|                 | Yes                   | No | Yes                   | No |  |
| 1               |                       |    |                       |    |  |
| 2               | 1                     |    | 1                     |    | 5  |
| 3               |                       |    |                       |    |  |
| 4               | 1                     |    | 1                     |    | 30                                       |
| 5               | 1                     |    |                       | 1  | 15                                       |
| 6               | 1                     |    | 1                     |    | 20                                       |
| 7               | 1                     |    |                       | 1  | 10                                       |
| 8               | 1                     |    | 1                     |    | 2  |
| 9               | 1                     |    | 1                     |    | 4.5                                      |
| 10              | 1                     |    | 1                     |    | 1  |
| 11              | 1                     |    | 1                     |    | 3  |
| 12              | 1                     |    | 1                     |    | 15                                       |
| 13              | 1                     |    | 1                     |    | 2  |
| 14              | 1                     |    | 1                     |    | 25                                       |
| 15              | 1                     |    | 1                     |    | 9  |
| 16              | 1                     |    | 1                     |    | 1  |
| 17              | 1                     |    | 1                     |    | 3  |
| 18              | 1                     |    | 1                     |    | 1  |
| 19              | 1                     |    | 1                     |    | 10                                       |
| 20              | 1                     |    | 1                     |    | 3  |
| 21              |                       |    |                       |    |  |
| 22              | 1                     |    | 1                     |    | 10                                       |
| 23              | 1                     |    | 1                     |    | 15                                       |
| 24              | 1                     |    |                       | 1  | 7  |
| 25              | 1                     |    | 1                     |    | 3  |
| 26              | 1                     |    | 1                     |    | 1  |
| 27              | 1                     |    | 1                     |    | 30                                       |
| 28              | 1                     |    | 1                     |    | 20                                       |
| 29              | 1                     |    | 1                     |    | 5  |
| 30              | 1                     |    | 1                     |    | 30                                       |
| 31              | 1                     |    | 1                     |    | 2  |
| 32              | 1                     |    | 1                     |    | 2  |
| 33              | 1                     |    | 1                     |    | 5  |
| 34              | 1                     |    | 1                     |    | 45                                       |
| 35              | 1                     |    | 1                     |    | 3  |
| 36              | 1                     |    |                       | 1  | 8  |
| 37              | 1                     |    | 1                     |    | 3  |
| 38              | 1                     |    | 1                     |    | 3  |
| 39              | 1                     |    | 1                     |    | 35                                       |
| 40              | 1                     |    | 1                     |    | 5  |
| 41              | 1                     |    |                       | 1  | 20                                       |
| 42              | 1                     |    | 1                     |    | 20                                       |
| 43              | 1                     |    | 1                     |    | 4  |



| Questionnaire # | Resident of Manitoba? |    | Resident of Winnipeg? |    | Years Fished on Red and / Assin. Rivers? |
|-----------------|-----------------------|----|-----------------------|----|--|
|                 | Yes                   | No | Yes                   | No |  |
| 44              | 1                     |    | 1                     |    | 10                                       |
| 45              | 1                     |    | 1                     |    | 40                                       |
| 46              | 1                     |    | 1                     |    | 5  |
| 47              | 1                     |    | 1                     |    | 20                                       |
| 48              | 1                     |    | 1                     |    | 1  |
| 49              | 1                     |    | 1                     |    | 1  |
| 50              | 1                     |    | 1                     |    | 2  |
| 51              | 1                     |    | 1                     |    | 5  |
| 52              | 1                     |    | 1                     |    | 8  |
| 53              | 1                     |    | 1                     |    | 2  |
| 54              | 1                     |    | 1                     |    | 2  |
| 55              | 1                     |    | 1                     |    | 10                                       |
| 56              | 1                     |    | 1                     |    | 3  |
| 57              | 1                     |    | 1                     |    | 3  |
| 58              | 1                     |    | 1                     |    | 15                                       |
| 59              | 1                     |    | 1                     |    | 4  |
| 60              | 1                     |    | 1                     |    | 1  |
| 61              | 1                     |    | 1                     |    | 3  |
| 62              | 1                     |    | 1                     |    | 1  |
| 63              | 1                     |    | 1                     |    | 12                                       |
| 64              | 1                     |    | 1                     |    | 6  |
| 65              | 1                     |    | 1                     |    | 45                                       |
| 66              | 1                     |    |                       | 1  | 18                                       |
| 67              | 1                     |    | 1                     |    | 50                                       |
| 68              | 1                     |    | 1                     |    | 30                                       |
| 69              | 1                     |    | 1                     |    | 2  |
| 70              | 1                     |    | 1                     |    | 5  |
| 71              | 1                     |    | 1                     |    | 30                                       |
| 72              | 1                     |    | 1                     |    | 20                                       |
| 73              | 1                     |    |                       | 1  | 20                                       |
| 74              | 1                     |    | 1                     |    | 2  |
| 75              | 1                     |    |                       | 1  | 15                                       |
| 76              | 1                     |    |                       | 1  | 70                                       |
| 77              | 1                     |    | 1                     |    | 10                                       |
| 78              | 1                     |    | 1                     |    | 20                                       |
| 79              | 1                     |    | 1                     |    | 5  |
| 80              | 1                     |    | 1                     |    | 20                                       |
| 81              | 1                     |    | 1                     |    | 30                                       |
| 82              | 1                     |    |                       | 1  | 32                                       |
| 83              | 1                     |    |                       | 1  | 32                                       |
| 84              | 1                     |    | 1                     |    | 2  |
| 85              | 1                     |    |                       | 1  | 10                                       |
| 86              | 1                     |    | 1                     |    | 20                                       |
| 87              | 1                     |    |                       |    | 5  |
| 88              | 1                     |    | 1                     |    | 4  |
| 89              | 1                     |    | 1                     |    | 3  |
| 90              | 1                     |    | 1                     |    | 4  |
| 91              | 1                     |    | 1                     |    | 30                                       |
| 92              | 1                     |    | 1                     |    | 20                                       |

| Questionnaire # | Resident of Manitoba? |    | Resident of Winnipeg? |    | Years Fished on Red and / Assin. Rivers? |
|-----------------|-----------------------|----|-----------------------|----|--|
|                 | Yes                   | No | Yes                   | No |  |
| 93              | 1                     |    | 1                     |    | 15                                       |
| 94              | 1                     |    | 1                     |    | 10                                       |
| 95              | 1                     |    | 1                     |    | 2  |
| 96              | 1                     |    | 1                     |    | 5  |
| 97              | 1                     |    | 1                     |    | 8  |
| 98              | 1                     |    | 1                     |    | 25                                       |
| 99              | 1                     |    | 1                     |    | 18                                       |
| 100             | 1                     |    | 1                     |    | 20                                       |
| 101             | 1                     |    | 1                     |    | 35                                       |
| 102             | 1                     |    | 1                     |    | 8  |
| 103             | 1                     |    | 1                     |    | 20                                       |
| 104             | 1                     |    | 1                     |    | 40                                       |
| 105             | 1                     |    | 1                     |    | 20                                       |
| 106             | 1                     |    | 1                     |    | 15                                       |
| 107             | 1                     |    | 1                     |    | 3  |
| 108             | 1                     |    | 1                     |    | 30                                       |
| 109             | 1                     |    | 1                     |    | 20                                       |
| 110             | 1                     |    | 1                     |    | 30                                       |
| 111             | 1                     |    | 1                     |    | 18                                       |
| 112             | 1                     |    | 1                     |    | 30                                       |
| 113             | 1                     |    | 1                     |    | 20                                       |
| 114             | 1                     |    | 1                     |    | 25                                       |
| 115             | 1                     |    | 1                     |    | 4  |
| 116             | 1                     |    |                       | 1  | 3  |
| 117             | 1                     |    | 1                     |    | 5  |
| 118             | 1                     |    | 1                     |    | 18                                       |
| 119             | 1                     |    | 1                     |    | 25                                       |
| 120             | 1                     |    | 1                     |    | 10                                       |
| 121             | 1                     |    | 1                     |    | 30                                       |
| 122             | 1                     |    | 1                     |    | 1  |
| 123             | 1                     |    | 1                     |    | 2  |
| 124             | 1                     |    | 1                     |    | 25                                       |
| 125             | 1                     |    |                       | 1  | 25                                       |
| 126             | 1                     |    |                       | 1  | 10                                       |
| 127             | 1                     |    | 1                     |    | 40                                       |
| 128             | 1                     |    | 1                     |    | 40                                       |
| 129             | 1                     |    | 1                     |    | 50                                       |
| 130             | 1                     |    | 1                     |    | 10                                       |
| 131             | 1                     |    | 1                     |    | 25                                       |
| 132             | 1                     |    | 1                     |    | 10                                       |
| 133             | 1                     |    | 1                     |    | 15                                       |
| 134             | 1                     |    |                       |    | 25                                       |
| 135             | 1                     |    |                       | 1  | 5  |
| 136             | 1                     |    | 1                     |    | 40                                       |
| 137             | 1                     |    |                       |    | 5  |
| 138             | 1                     |    | 1                     |    | 15                                       |
| 139             | 1                     |    | 1                     |    | 25                                       |
| 140             | 1                     |    |                       | 1  | 20                                       |
| 141             | 1                     |    |                       | 1  | 43                                       |

| Questionnaire # | Resident of Manitoba? |    | Resident of Winnipeg? |    | Years Fished on Red and / Assin. Rivers? |
|-----------------|-----------------------|----|-----------------------|----|--|
|                 | Yes                   | No | Yes                   | No |  |
| 142             | 1                     |    | 1                     |    | 20                                       |
| 143             | 1                     |    | 1                     |    | 10                                       |
| 144             | 1                     |    |                       | 1  | 20                                       |
| 145             | 1                     |    | 1                     |    | 8  |
| 146             | 1                     |    | 1                     |    | 2  |
| 147             | 1                     |    | 1                     |    | 5  |
| 148             | 1                     |    |                       |    | 15                                       |
| 149             | 1                     |    |                       | 1  | 4  |
| 150             | 1                     |    | 1                     |    | 4  |
| 151             | 1                     |    | 1                     |    | 10                                       |
| 152             | 1                     |    | 1                     |    | 20                                       |
| 153             | 1                     |    | 1                     |    | 30                                       |
| 154             | 1                     |    | 1                     |    | 50                                       |
| 155             | 1                     |    | 1                     |    | 20                                       |
| 156             | 1                     |    | 1                     |    | 4  |
| 157             | 1                     |    | 1                     |    | 6  |
| 158             | 1                     |    |                       | 1  | 10                                       |
| 159             | 1                     |    | 1                     |    | 10                                       |
| 160             | 1                     |    | 1                     |    | 4  |
| 161             | 1                     |    |                       | 1  | 3  |
| 162             | 1                     |    | 1                     |    | 1  |
| 163             |                       |    |                       |    |  |
| 164             | 1                     |    | 1                     |    | 8  |
| 165             | 1                     |    | 1                     |    | 15                                       |
| 166             | 1                     |    | 1                     |    | 12                                       |
| 167             | 1                     |    | 1                     |    | 12                                       |
| 168             | 1                     |    | 1                     |    | 5  |
| 169             | 1                     |    | 1                     |    | 25                                       |
| 170             | 1                     |    |                       |    | 20                                       |
| 171             | 1                     |    | 1                     |    | 20                                       |
| 172             | 1                     |    | 1                     |    | 15                                       |
| 173             | 1                     |    | 1                     |    | 30                                       |
| 174             | 1                     |    | 1                     |    | 15                                       |
| 175             | 1                     |    | 1                     |    | 10                                       |
| 176             | 1                     |    | 1                     |    | 10                                       |
| 177             | 1                     |    |                       | 1  |  |
| 178             | 1                     |    | 1                     |    | 10                                       |
| 179             | 1                     |    | 1                     |    | 35                                       |
| 180             |                       |    |                       |    |  |
| 181             | 1                     |    | 1                     |    | 20                                       |
| 182             | 1                     |    | 1                     |    | 2  |
| 183             | 1                     |    |                       | 1  | 5  |
| 184             | 1                     |    | 1                     |    | 6  |
| 185             | 1                     |    | 1                     |    | 14                                       |
| 186             | 1                     |    |                       |    | 20                                       |
| 187             | 1                     |    | 1                     |    | 30                                       |
| 188             | 1                     |    | 1                     |    | 29                                       |
| 189             | 1                     |    |                       |    | 3  |
| 190             | 1                     |    | 1                     |    | 25                                       |

| Questionnaire # | Resident of Manitoba? |          | Resident of Winnipeg? |           | Years Fished on Red and / Assin. Rivers? |
|-----------------|-----------------------|----------|-----------------------|-----------|--|
|                 | Yes                   | No       | Yes                   | No        |  |
| 191             | 1                     |          | 1                     |           | 30                                       |
| 192             | 1                     |          |                       | 1         | 20                                       |
| 193             | 1                     |          | 1                     |           | 4  |
| 194             | 1                     |          | 1                     |           | 25                                       |
| 195             |                       |          |                       |           |  |
| 196             | 1                     |          | 1                     |           | 15                                       |
| 197             | 1                     |          |                       | 1         | 25                                       |
| 198             | 1                     |          | 1                     |           | 25                                       |
| 199             | 1                     |          | 1                     |           | 5  |
| 200             | 1                     |          | 1                     |           | 10                                       |
| 201             |                       |          |                       |           |  |
| 202             | 1                     |          |                       | 1         | 6  |
| 203             | 1                     |          | 1                     |           | 20                                       |
| 204             | 1                     |          | 1                     |           | 25                                       |
| 205             | 1                     |          | 1                     |           | 30                                       |
| 206             | 1                     |          |                       | 1         | 30                                       |
| 207             | 1                     |          | 1                     |           | 50                                       |
| 208             | 1                     |          |                       | 1         | 20                                       |
| 209             | 1                     |          |                       | 1         | 16                                       |
| 210             | 1                     |          | 1                     |           | 5  |
| 211             | 1                     |          | 1                     |           | 20                                       |
| 212             | 1                     |          | 1                     |           | 1  |
| 213             | 1                     |          | 1                     |           | 3  |
| 214             | 1                     |          | 1                     |           | 1  |
| 215             | 1                     |          |                       |           | 3  |
| 216             | 1                     |          | 1                     |           | 45                                       |
| 217             | 1                     |          | 1                     |           | 24                                       |
| 218             | 1                     |          |                       | 1         | 30                                       |
| 219             | 1                     |          | 1                     |           | 14                                       |
| 220             | 1                     |          |                       |           | 5  |
| 221             | 1                     |          | 1                     |           |  |
| 222             | 1                     |          | 1                     |           | 25                                       |
| 223             | 1                     |          | 1                     |           | 25                                       |
| 224             | 1                     |          | 1                     |           | 20                                       |
| 225             | 1                     |          | 1                     |           | 4  |
| 226             | 1                     |          | 1                     |           | 15                                       |
| 227             | 1                     |          |                       |           | 10                                       |
| 228             | 1                     |          |                       | 1         | 5  |
| 229             | 1                     |          | 1                     |           |  |
| 230             | 1                     |          | 1                     |           | 10                                       |
| 231             | 1                     |          |                       |           | 3  |
| 232             | 1                     |          | 1                     |           | 12                                       |
| 233             | 1                     |          |                       | 1         | 5  |
| 234             | 1                     |          | 1                     |           | 20                                       |
| 235             | 1                     |          | 1                     |           | 5  |
| 236             | 1                     |          | 1                     |           | 5  |
| 237             | 1                     |          |                       | 1         | 3  |
| <b>Totals</b>   | <b>230</b>            | <b>0</b> | <b>185</b>            | <b>34</b> | <b>3412.5</b>                            |

| Questionnaire # | Resident of Manitoba? |    | Resident of Winnipeg? |    | Years Fished on Red and / Assin. Rivers? |
|-----------------|-----------------------|----|-----------------------|----|--|
|                 | Yes                   | No | Yes                   | No |  |
| Average         | -                     | -  | -                     | -  | 15                                       |
| Std. Dev.       | -                     | -  | -                     | -  | 13                                       |

Number of respondents who answered question # 15a (resident of MB?) = 230

Number of respondents who answered question # 15b (resident of Wpg?) = 219

Number of respondents who answered question # 16 = 227

**Table G-14 Data from Angler Questionnaire Question # 17**

**Q17. How would you describe your level fishing expertise?**

| Questionnaire # | Very Experienced | Experienced | Average | Beginner |
|-----------------|------------------|-------------|---------|----------|
| 1               |                  |             |         |          |
| 2               | 1                |             |         |          |
| 3               |                  |             |         |          |
| 4               |                  | 1           |         |          |
| 5               |                  |             | 1       |          |
| 6               |                  |             | 1       |          |
| 7               |                  |             | 1       |          |
| 8               |                  |             | 1       |          |
| 9               |                  |             | 1       |          |
| 10              |                  | 1           |         |          |
| 11              |                  |             |         | 1        |
| 12              |                  |             | 1       |          |
| 13              |                  |             | 1       |          |
| 14              |                  |             | 1       |          |
| 15              | 1                |             |         |          |
| 16              | 1                |             |         |          |
| 17              |                  |             | 1       |          |
| 18              |                  |             |         | 1        |
| 19              | 1                |             |         |          |
| 20              |                  | 1           |         |          |
| 21              |                  |             |         |          |
| 22              |                  |             | 1       |          |
| 23              |                  |             | 1       |          |
| 24              | 1                |             |         |          |
| 25              |                  | 1           |         |          |
| 26              |                  |             |         | 1        |
| 27              | 1                |             |         |          |
| 28              |                  | 1           |         |          |
| 29              |                  |             | 1       |          |
| 30              | 1                |             |         |          |
| 31              |                  |             | 1       |          |
| 32              |                  |             |         | 1        |
| 33              |                  |             | 1       |          |
| 34              |                  | 1           |         |          |
| 35              |                  |             | 1       |          |
| 36              |                  |             |         |          |
| 37              | 1                |             |         |          |
| 38              | 1                |             |         | 1        |
| 39              |                  | 1           |         |          |
| 40              | 1                |             |         |          |
| 41              |                  | 1           |         |          |
| 42              | 1                |             |         |          |
| 43              |                  |             | 1       |          |
| 44              |                  |             | 1       |          |
| 45              |                  | 1           |         |          |
| 46              | 1                |             |         |          |
| 47              |                  |             | 1       |          |
| 48              |                  |             |         | 1        |

| Questionnaire # | Very Experienced | Experienced | Average | Beginner |
|-----------------|------------------|-------------|---------|----------|
| 49              |                  |             |         | 1        |
| 50              |                  |             |         | 1        |
| 51              |                  |             | 1       |          |
| 52              |                  | 1           |         |          |
| 53              |                  | 1           |         |          |
| 54              |                  |             | 1       |          |
| 55              |                  | 1           |         |          |
| 56              |                  | 1           |         |          |
| 57              |                  | 1           |         |          |
| 58              | 1                |             |         |          |
| 59              |                  |             | 1       |          |
| 60              |                  |             | 1       |          |
| 61              |                  |             | 1       |          |
| 62              |                  |             |         | 1        |
| 63              | 1                |             |         |          |
| 64              |                  |             | 1       |          |
| 65              |                  | 1           |         |          |
| 66              |                  | 1           |         |          |
| 67              |                  | 1           |         |          |
| 68              | 1                |             |         |          |
| 69              |                  | 1           |         |          |
| 70              |                  |             |         | 1        |
| 71              |                  | 1           |         |          |
| 72              |                  |             | 1       |          |
| 73              |                  |             | 1       |          |
| 74              |                  |             |         | 1        |
| 75              |                  |             | 1       |          |
| 76              |                  |             | 1       |          |
| 77              |                  | 1           |         |          |
| 78              | 1                |             |         |          |
| 79              |                  |             | 1       |          |
| 80              |                  | 1           |         |          |
| 81              |                  |             | 1       |          |
| 82              |                  | 1           |         |          |
| 83              | 1                |             |         |          |
| 84              |                  |             | 1       |          |
| 85              |                  |             | 1       |          |
| 86              |                  |             | 1       |          |
| 87              |                  |             | 1       |          |
| 88              |                  |             | 1       |          |
| 89              |                  |             | 1       |          |
| 90              |                  | 1           |         |          |
| 91              |                  | 1           |         |          |
| 92              |                  | 1           |         |          |
| 93              |                  |             | 1       |          |
| 94              |                  |             | 1       |          |
| 95              |                  |             | 1       |          |
| 96              |                  |             | 1       |          |
| 97              |                  | 1           |         |          |
| 98              | 1                |             |         |          |
| 99              |                  | 1           |         |          |
| 100             | 1                |             |         |          |
| 101             |                  | 1           |         |          |

| Questionnaire # | Very Experienced | Experienced | Average | Beginner |
|-----------------|------------------|-------------|---------|----------|
| 102             |                  |             | 1       |          |
| 103             |                  |             | 1       |          |
| 104             |                  | 1           |         |          |
| 105             | 1                |             |         |          |
| 106             |                  |             | 1       |          |
| 107             |                  | 1           |         |          |
| 108             | 1                |             |         |          |
| 109             |                  | 1           |         |          |
| 110             |                  | 1           |         |          |
| 111             |                  |             | 1       |          |
| 112             |                  | 1           |         |          |
| 113             |                  |             | 1       |          |
| 114             |                  |             | 1       |          |
| 115             |                  | 1           |         |          |
| 116             | 1                |             |         |          |
| 117             |                  | 1           |         |          |
| 118             | 1                |             |         |          |
| 119             | 1                |             |         |          |
| 120             |                  |             | 1       |          |
| 121             |                  | 1           |         |          |
| 122             |                  |             | 1       |          |
| 123             |                  |             | 1       |          |
| 124             |                  |             | 1       |          |
| 125             |                  | 1           |         |          |
| 126             |                  | 1           |         |          |
| 127             |                  |             | 1       |          |
| 128             | 1                |             |         |          |
| 129             | 1                |             |         |          |
| 130             |                  |             | 1       |          |
| 131             |                  |             | 1       |          |
| 132             |                  |             | 1       |          |
| 133             |                  | 1           |         |          |
| 134             |                  |             | 1       |          |
| 135             |                  |             | 1       |          |
| 136             |                  |             | 1       |          |
| 137             |                  |             | 1       |          |
| 138             |                  | 1           |         |          |
| 139             | 1                |             |         |          |
| 140             | 1                |             |         |          |
| 141             |                  | 1           |         |          |
| 142             |                  | 1           |         |          |
| 143             |                  | 1           |         |          |
| 144             |                  |             | 1       |          |
| 145             | 1                |             |         |          |
| 146             |                  | 1           |         |          |
| 147             |                  | 1           |         |          |
| 148             |                  |             | 1       |          |
| 149             |                  |             | 1       |          |
| 150             |                  |             | 1       |          |
| 151             |                  | 1           |         |          |
| 152             |                  | 1           |         |          |
| 153             |                  | 1           |         |          |
| 154             | 1                |             |         |          |



| Questionnaire # | Very Experienced | Experienced | Average | Beginner |
|-----------------|------------------|-------------|---------|----------|
| 155             |                  |             | 1       |          |
| 156             | 1                |             |         |          |
| 157             |                  |             | 1       |          |
| 158             |                  | 1           |         |          |
| 159             |                  |             | 1       |          |
| 160             |                  |             | 1       |          |
| 161             |                  |             | 1       |          |
| 162             |                  |             | 1       |          |
| 163             |                  |             |         |          |
| 164             |                  |             | 1       |          |
| 165             |                  |             | 1       |          |
| 166             |                  |             |         | 1        |
| 167             |                  |             | 1       |          |
| 168             |                  | 1           |         |          |
| 169             |                  | 1           |         |          |
| 170             | 1                |             |         |          |
| 171             | 1                |             |         |          |
| 172             |                  | 1           |         |          |
| 173             |                  |             | 1       |          |
| 174             |                  | 1           |         |          |
| 175             | 1                |             |         |          |
| 176             | 1                |             |         |          |
| 177             |                  | 1           |         |          |
| 178             |                  | 1           |         |          |
| 179             |                  |             | 1       |          |
| 180             |                  |             |         |          |
| 181             |                  |             | 1       |          |
| 182             |                  |             |         | 1        |
| 183             |                  |             |         | 1        |
| 184             |                  | 1           |         |          |
| 185             | 1                |             |         |          |
| 186             | 1                |             |         |          |
| 187             |                  |             | 1       |          |
| 188             |                  |             | 1       |          |
| 189             |                  |             | 1       |          |
| 190             |                  |             | 1       |          |
| 191             |                  | 1           |         |          |
| 192             |                  |             | 1       |          |
| 193             |                  |             | 1       |          |
| 194             |                  |             | 1       |          |
| 195             |                  |             |         |          |
| 196             | 1                |             |         |          |
| 197             |                  | 1           |         |          |
| 198             |                  | 1           |         |          |
| 199             |                  |             | 1       |          |
| 200             |                  |             | 1       |          |
| 201             |                  |             |         |          |
| 202             |                  |             | 1       |          |
| 203             |                  | 1           |         |          |
| 204             |                  |             | 1       |          |
| 205             |                  | 1           |         |          |
| 206             |                  | 1           |         |          |
| 207             |                  |             | 1       |          |

| Questionnaire # | Very Experienced | Experienced | Average   | Beginner  |
|-----------------|------------------|-------------|-----------|-----------|
| 208             |                  |             | 1         |           |
| 209             |                  |             | 1         |           |
| 210             |                  | 1           |           |           |
| 211             |                  | 1           |           |           |
| 212             |                  |             | 1         |           |
| 213             |                  | 1           |           |           |
| 214             |                  |             | 1         |           |
| 215             |                  | 1           |           |           |
| 216             |                  |             | 1         |           |
| 217             | 1                |             |           |           |
| 218             |                  |             | 1         |           |
| 219             | 1                |             |           |           |
| 220             |                  | 1           |           |           |
| 221             |                  | 1           |           |           |
| 222             |                  | 1           |           |           |
| 223             |                  | 1           |           |           |
| 224             |                  | 1           |           |           |
| 225             |                  |             | 1         |           |
| 226             | 1                |             |           |           |
| 227             |                  |             |           | 1         |
| 228             |                  | 1           |           |           |
| 229             |                  | 1           |           |           |
| 230             |                  | 1           |           |           |
| 231             |                  |             | 1         |           |
| 232             |                  |             | 1         |           |
| 233             |                  |             | 1         |           |
| 234             |                  | 1           |           |           |
| 235             |                  | 1           |           |           |
| 236             |                  |             | 1         |           |
| 237             |                  |             | 1         |           |
| <b>Total</b>    | <b>41</b>        | <b>76</b>   | <b>98</b> | <b>15</b> |

**Total responses = 230**

## **APPENDIX H**

### **DATA AND CALCULATIONS FOR ASSINIBOINE RIVER ANGLER STATISTICS**

## **CALCULATIONS FOR ASSINIBOINE RIVER ANGLER STATISTICS**

Notation:

$E$  = total effort for the surveyed anglers

$C$  = total catch for the surveyed anglers

$R$  = catch rate for the surveyed anglers

$E'$  = the total effort for the estimated total number of anglers along the Assiniboine River

$C'$  = total catch for the estimated total number of anglers along the Assiniboine River

$R'$  = catch rate for the estimated total number of anglers along the Assiniboine River

$N$  = estimated total population fishing along the Assiniboine River during the survey time

$n$  = number of anglers surveyed

$c_i$  = the catch for the  $i$ th angler

$L_i$  = length of the fishing trip at the time of interview. In a roving intercept survey,  $L_i$  represents an incomplete trip in most cases, unless the angler was interviewed at the time the trip was completed.

### **SURVEYED ANGLERS**

#### **Catch Rate Estimation for Surveyed Anglers**

Catch rate is estimated with information from the incomplete trip interviews conducted, using the ratio of the means (Pollock et. al. 1994):

$$R = \frac{\sum_{i=1}^n c_i / L_i}{n} = \bar{R}$$

Where  $R$  is the catch rate calculated from incomplete trips.

Using data from Table X1:

$$R = \frac{\sum_{i=1}^n c_i / L_i}{n} = \frac{43.1407}{46} = 0.9378$$

Therefore, the estimated catch rate for the surveyed anglers was approximately 0.94 fish per hour.

### **Total Effort Estimation for Surveyed Anglers**

The total effort estimation for the surveyed anglers was the total hours angled by all anglers surveyed which equals the sum of e from Table H-1. Therefore, the estimated effort (*E*) for surveyed anglers was approximately 158 angler-hours.

### **Total Catch Estimation for Surveyed Anglers (Pollock et. al. 1994)**

The total expected catch for all anglers surveyed (after completion of their fishing trips) is estimated by :

$$C = E \times R$$

Therefore;

$$C = 157.75 \text{ angler hours} \times 0.9378 \text{ fish per angler hour}$$

$$C = 147.9380 \text{ fish}$$

Total estimated catch for the anglers surveyed was approximately 148 fish.

### **TOTAL ANGLERS**

It is estimated that approximately 45% of all anglers present along the Assiniboine River within the survey area during the time the survey was conducted were interviewed. This estimate is based on the number of persons interviewed, and a comment made by an angler fishing at the West Perimeter Bridge who noted that approximately 10 "groups" of anglers were fishing there before 11:00 hours (prior to the survey team's presence at that site). If it is assumed that there was an average of 2 people per "group", then approximately 20 anglers would not have been interviewed at that site.

The survey clerks completed the survey route by 1345 hrs. They then covered key sites of the survey route twice before the end of the survey at 2030 hrs. The survey clerks are confident that few other anglers would have been missed (estimate: 5 additional missed anglers).

In total, it is estimated that approximately 25 additional anglers were not interviewed (i.e. approximately 45% of all anglers were interviewed). Therefore, an estimate of the total number of anglers who fished along the Assiniboine River within the survey area on May 16, 1999 during the time of the angling survey from 0800 to 2030 hrs was approximately 71 anglers ( $N = 71$ ).

Therefore, the following are estimates for the catch rate, total effort and total catch for all anglers fishing along the Assiniboine River (from The Forks to Headingly) on May 16, 1999 from 0800 to 2030 hrs.

### **Catch Rate Estimation**

The catch rate ( $R'$ ) for the estimated total number of anglers along the Assiniboine River is assumed to be approximately equal to the catch rate for the anglers surveyed (0.94 fish per hour).

### **Total Effort Estimation**

Total effort ( $E'$ ) for the estimated total number of anglers along the Assiniboine River is calculated from the average effort ( $e$ ) of the surveyed anglers multiplied by the total estimated angler population along the Assiniboine River ( $N$ ).

$$E' = \frac{\sum_{i=1}^n e_i}{n} \times N = \frac{157.7500}{46} \times 71 = 243.4837$$

Therefore, total effort for the estimated angler population along the Assiniboine River was approximately 244 angler-hours.

### **Total Catch Estimation**

Total catch ( $C'$ ) for the estimated total number of anglers along the Assiniboine River is calculated by dividing the total catch for the anglers surveyed ( $C$ ) by the number of anglers surveyed ( $n$ ) (getting an average catch per surveyed angler), then multiplying by the estimated total angler population ( $N$ ).

$$C' = \frac{C}{n} \times N = \frac{147.9380}{46} \times 71 = 228.3391$$

Therefore, total catch for the estimated angler population along the Assiniboine River during the May 16, 1999 angler survey was approximately 228 fish.

**Table H-1 Data Used to Calculate Angler Statistics for Anglers Surveyed Along the Assinboine River (From The Forks to Headingly, MB) May 16, 1999**

| Survey # | Angler # <sup>a</sup> | Catch per Angler Surveyed (c) <sup>b</sup> | Fishing Effort per Angler (e) (hours) | Length of Fishing Trip (hours) at Time of Interview (L) | $c_i / L_i$ |
|----------|-----------------------|--|---------------------------------------|---|-------------|
| 1        | 1                     | 1  | 5.00                                  | 0.42  | 2.3810      |
| "        | 2                     | 1  | 5.00                                  | 0.42  | 2.3810      |
| "        | 3                     | 0  | 5.00                                  | 0.42  | 0.0000      |
| 2        | 4                     | 21   | 5.25                                  | 3.08  | 6.8182      |
| 3a       | 5                     | 0  | 3.00                                  | 1.00  | 0.0000      |
| 3b       | 6                     | 1  | 3.00                                  | 1.00  | 1.0000      |
| 3c       | 7                     | 0  | 7.00                                  | 2.17  | 0.0000      |
| 3d       | 8                     | 0  | 7.00                                  | 2.17  | 0.0000      |
| 4        | 9                     | 0  | 1.50                                  | 0.42  | 0.0000      |
| "        | 10                    | 0  | 1.50                                  | 0.42  | 0.0000      |
| 5        | 11                    | 0  | 1.17                                  | 0.08  | 0.0000      |
| "        | 12                    | 0  | 1.17                                  | 0.08  | 0.0000      |
| 6        | 13                    | 0  | 1.50                                  | 0.75  | 0.0000      |
| "        | 14                    | 0  | 1.50                                  | 0.75  | 0.0000      |
| "        | 15                    | 0  | 1.50                                  | 0.75  | 0.0000      |
| 7a       | 16                    | 0  | 4.25                                  | 0.17  | 0.0000      |
| 7b       | 17                    | 0  | 4.25                                  | 0.17  | 0.0000      |
| 7c       | 18                    | 0  | 4.25                                  | 0.17  | 0.0000      |
| 7d       | 19                    | 0  | 4.25                                  | 0.17  | 0.0000      |
| 8a       | 20                    | 2  | 4.50                                  | 1.67  | 1.1976      |
| 8b       | 21                    | 0  | 4.50                                  | 1.67  | 0.0000      |
| 9a       | 22                    | 4  | 2.50                                  | 1.25  | 3.2000      |
| 9b       | 23                    | 0  | 2.33                                  | 1.83  | 0.0000      |
| 10a      | 24                    | 0  | 2.58                                  | 0.01  | 0.0000      |
| 10b      | 25                    | 0  | 2.58                                  | 0.01  | 0.0000      |
| 11       | 26                    | 0.2  | 1.00                                  | 0.75  | 0.2667      |
| "        | 27                    | 0.2  | 1.00                                  | 0.75  | 0.2667      |
| "        | 28                    | 0.2  | 1.00                                  | 0.75  | 0.2667      |
| "        | 29                    | 0.2  | 1.00                                  | 0.75  | 0.2667      |
| "        | 30                    | 0.2  | 1.00                                  | 0.75  | 0.2667      |
| 12       | 31                    | 0  | 7.25                                  | 5.75  | 0.0000      |
| "        | 32                    | 0  | 7.25                                  | 5.75  | 0.0000      |
| 13       | 33                    | 15   | 3.00                                  | 1.33  | 11.2782     |
| 14       | 34                    | 0.33                                       | 2.50                                  | 1.17  | 0.2821      |
| "        | 35                    | 0.33                                       | 2.50                                  | 1.17  | 0.2821      |
| "        | 36                    | 0.33                                       | 2.50                                  | 1.17  | 0.2821      |
| 15       | 37                    | 1.67                                       | 2.00                                  | 0.83  | 2.0120      |
| "        | 38                    | 1.67                                       | 2.00                                  | 0.83  | 2.0120      |
| "        | 39                    | 1.67                                       | 2.00                                  | 0.83  | 2.0120      |
| 16       | 40                    | 9  | 5.50                                  | 5.42  | 1.6605      |
| 17       | 41                    | 1.67                                       | 5.00                                  | 3.42  | 0.4883      |
| "        | 42                    | 1.67                                       | 5.00                                  | 3.42  | 0.4883      |
| "        | 43                    | 1.67                                       | 5.00                                  | 3.42  | 0.4883      |
| 18a      | 44                    | 9  | 6.50                                  | 5.83  | 1.5437      |

| Survey #      | Angler # <sup>a</sup> | Catch per Angler Surveyed (c) <sup>b</sup> | Fishing Effort per Angler (e) (hours) | Length of Fishing Trip (hours) at Time of Interview (L) | $c_i / L_i$    |
|---------------|-----------------------|--|---------------------------------------|---|----------------|
| 18b           | 45                    | 0  | 6.50                                  | 5.83  | 0.0000         |
| 19            | 46                    | 2  | 2.17                                  | 1.00  | 2.0000         |
| <b>Totals</b> |                       | <b>77.01</b>                               | <b>157.7500</b>                       | <b>71.97</b>  | <b>43.1407</b> |

a = Total number of anglers surveyed (n) = 46

b = For multiple anglers surveyed as one group, the average for each angler in that group is given



## **APPENDIX I**

### **DATA AND CALCULATIONS FOR LOCKPORT ANGLER STATISTICS**

## CALCULATIONS FOR LOCKPORT ANGLER STATISTICS

Notation:

$E$  = total effort for the surveyed anglers

$C$  = total catch for the surveyed anglers

$R$  = catch rate for the surveyed anglers

$E'$  = the total effort for the estimated total number of anglers at Lockport

$C'$  = total catch for the estimated total number of anglers at Lockport

$R'$  = catch rate for the estimated total number of anglers at Lockport

$N$  = estimated total population fishing at Lockport during the survey time

$n$  = number of anglers surveyed

$c_i$  = the catch for the  $i$ th angler

$L_i$  = length of the fishing trip at the time of interview. In a roving intercept survey,  $L_i$  represents an incomplete trip in most cases, unless the angler was interviewed at the time the trip was completed.

### **SURVEYED ANGLERS**

#### Catch Rate Estimation for Surveyed Anglers

Catch rate is estimated with information from the incomplete trip interviews conducted, using the ratio of the means (Pollock et. al. 1994):

$$R = \frac{\sum_{i=1}^n c_i / L_i}{n} = \bar{R}$$

Where  $R$  is the catch rate calculated from incomplete trips.

Using data from Table X1:

$$R = \frac{\sum_{i=1}^n c_i / L_i}{n} = \frac{123.5688}{78} = 1.5842$$

Therefore, the estimated catch rate for the surveyed anglers was approximately 1.6 fish per hour.

### **Total Effort Estimation for Surveyed Anglers**

The total effort estimation for the surveyed anglers was the total hours angled by all anglers surveyed which equals the sum of e from Table I-1. Therefore, the estimated effort ( $E$ ) for surveyed anglers was approximately 339 angler-hours.

### **Total Catch Estimation for Surveyed Anglers (Pollock et. al. 1994)**

The total expected catch for all anglers surveyed (after completion of their fishing trips) is estimated by :

$$C = E \times R$$

Therefore;

$$C = 399 \text{ angler hours} \times 1.5824 \text{ fish per angler hour}$$

$$C = 631.3776 \text{ fish}$$

Total estimated catch for the anglers surveyed was approximately 631 fish.

### **TOTAL ANGLERS**

It is estimated that approximately 60% of all anglers present at Lockport during the time the survey was conducted were interviewed. This estimate is based on the number of persons interviewed, number of anglers observed in boats, number of interview refusals and continuous casual observations of anglers arriving and departing. Therefore, an estimate of the total number of anglers who fished at Lockport on May 16, 1999 during the time of the angling survey from 0930 to 1900 hrs (9.5 hours) was approximately 170 anglers ( $170 = N$ ).

Therefore, the following are estimates for the catch rate, total effort and total catch for all anglers fishing at Lockport on May 16, 1999 from 0930 to 1900 hrs.

### **Catch Rate Estimation**

The catch rate ( $R'$ ) for the estimated total number of anglers at Lockport is estimated to be approximately equal to the catch rate for the anglers surveyed (1.6 fish per hour) since a large portion of the total estimated angler population at Lockport was surveyed (i.e. 60%).

### **Total Effort Estimation**

Total effort ( $E'$ ) for the estimated total number of anglers at Lockport is calculated from the average effort ( $e$ ) of the surveyed anglers multiplied by the total estimated angler population at Lockport ( $N$ ).

$$E' = \frac{\sum_{i=1}^n e_i}{n} \times N = \frac{338.8600}{78} \times 170 = 738.54$$

Therefore, total effort for the estimated angler population at Lockport was approximately 739 angler-hours.

### **Total Catch Estimation**

Total catch ( $C'$ ) for the estimated total number of anglers at Lockport is calculated by dividing the total catch for the anglers surveyed ( $C$ ) by the number of anglers surveyed ( $n$ ) (getting an average catch per surveyed angler), then multiplying by the estimated total angler population ( $N$ ).

$$C' = \frac{C}{n} \times N = \frac{631.3776}{78} \times 170 = 1376.08$$

Therefore, total catch for the estimated angler population at Lockport during the May 16, 1999 angler survey was approximately 1376 fish.

**Table I-1 Data Used to Calculate Angler Statistics for Anglers Surveyed at Lockport, MB, May 16, 1999**

| Survey # | Angler # <sup>a</sup> | Catch per Angler Surveyed (c) <sup>b</sup> | Fishing Effort per Angler (e) (hours) | Length of Fishing Trip (hours) at Time of Interview (L) | $c_i / L_i$ |
|----------|-----------------------|--|---------------------------------------|---|-------------|
| 1        | 1                     | 1  | 3.00                                  | 2.00  | 0.5000      |
| 2        | 2                     | 1  | 3.00                                  | 2.00  | 0.5000      |
| 3        | 3                     | 3  | 3.00                                  | 2.00  | 1.5000      |
| 4        | 4                     | 43   | 5.00                                  | 5.00  | 8.6000      |
| 5        | 5                     | 40   | 5.00                                  | 5.00  | 8.0000      |
| 6        | 6                     | 0  | 8.00                                  | 2.42  | 0.0000      |
| 7        | 7                     | 2  | 2.00                                  | 2.00  | 1.0000      |
| 8        | 8                     | 0  | 2.00                                  | 2.00  | 0.0000      |
| 9        | 9                     | 9  | 3.00                                  | 2.90  | 3.1034      |
| 10       | 10                    | 1  | 9.00                                  | 3.60  | 0.2778      |
| "        | 11                    | 1  | 9.00                                  | 3.60  | 0.2778      |
| "        | 12                    | 1  | 9.00                                  | 3.60  | 0.2778      |
| "        | 13                    | 1  | 9.00                                  | 3.60  | 0.2778      |
| 11       | 14                    | 0  | 2.25                                  | 2.25  | 0.0000      |
| "        | 15                    | 0  | 2.25                                  | 2.25  | 0.0000      |
| 12       | 16                    | 5  | 2.00                                  | 0.89  | 5.6180      |
| 13       | 17                    | 2  | 2.00                                  | 0.72  | 2.7778      |
| 14       | 18                    | 5  | 5.00                                  | 1.80  | 2.7778      |
| 15       | 19                    | 2  | 9.00                                  | 1.85  | 1.0811      |
| 16       | 20                    | 57   | 14.00                                 | 7.00  | 8.1429      |
| 17       | 21                    | 64   | 13.50                                 | 6.65  | 9.6241      |
| 18       | 22                    | 16   | 11.50                                 | 6.35  | 2.5197      |
| 19       | 23                    | 11   | 5.00                                  | 4.90  | 2.2449      |
| 20       | 24                    | 11   | 11.75                                 | 6.25  | 1.7600      |
| 21       | 25                    | 3  | 4.00                                  | 0.89  | 3.3708      |
| 22       | 26                    | 1  | 4.00                                  | 0.93  | 1.0753      |
| 23       | 27                    | 1  | 2.00                                  | 1.00  | 1.0000      |
| 24       | 28                    | 2  | 4.50                                  | 3.62  | 0.5525      |
| "        | 29                    | 0.67                                       | 4.50                                  | 3.62  | 0.1851      |
| "        | 30                    | 0.67                                       | 4.50                                  | 3.62  | 0.1851      |
| 25       | 31                    | 0  | 1.00                                  | 0.30  | 0.0000      |
| 26       | 32                    | 7  | 8.00                                  | 7.25  | 0.9655      |
| 27       | 33                    | 1  | 3.00                                  | 1.75  | 0.5714      |
| 28       | 34                    | 2  | 2.50                                  | 1.00  | 2.0000      |
| 29       | 35                    | 16   | 9.00                                  | 1.90  | 8.4211      |
| 30       | 36                    | 0  | 2.50                                  | 2.00  | 0.0000      |
| 31       | 37                    | 0  | 2.00                                  | 2.00  | 0.0000      |
| 32       | 38                    | 1.2  | 1.50                                  | 1.10  | 1.0909      |
| "        | 39                    | 1.2  | 1.50                                  | 1.10  | 1.0909      |
| "        | 40                    | 1.2  | 1.50                                  | 1.10  | 1.0909      |
| "        | 41                    | 1.2  | 1.50                                  | 1.10  | 1.0909      |
| "        | 42                    | 1.2  | 1.50                                  | 1.10  | 1.0909      |
| 33       | 43                    | 7  | 4.50                                  | 3.75  | 1.8667      |
| 34       | 44                    | 2  | 4.00                                  | 3.75  | 0.5333      |
| 35       | 45                    | 7  | 4.00                                  | 3.85  | 1.8182      |

| Survey #      | Angler # <sup>a</sup> | Catch per Angler Surveyed (c) <sup>b</sup> | Fishing Effort per Angler (e) (hours) | Length of Fishing Trip (hours) at Time of Interview (L) | $c_i / L_i$     |
|---------------|-----------------------|--|---------------------------------------|---|-----------------|
| 36            | 46                    | 0  | 2.00                                  | 0.40  | 0.0000          |
| 37            | 47                    | 0  | 2.00                                  | 0.43  | 0.0000          |
| 38            | 48                    | 3  | 3.00                                  | 1.80  | 1.6667          |
| 39            | 49                    | 0  | 3.00                                  | 1.85  | 0.0000          |
| 40            | 50                    | 2  | 3.00                                  | 2.00  | 1.0000          |
| 41            | 51                    | 2  | 3.00                                  | 2.00  | 1.0000          |
| 42            | 52                    | 3  | 4.50                                  | 2.63  | 1.1407          |
| "             | 53                    | 3  | 4.50                                  | 2.15  | 1.3953          |
| 43            | 54                    | 0  | 2.20                                  | 2.20  | 0.0000          |
| "             | 55                    | 0  | 2.20                                  | 2.20  | 0.0000          |
| "             | 56                    | 0  | 2.20                                  | 2.20  | 0.0000          |
| 44            | 57                    | 20   | 4.50                                  | 3.50  | 5.7143          |
| 45            | 58                    | 16   | 4.50                                  | 3.58  | 4.4693          |
| 46            | 59                    | 0.33                                       | 3.25                                  | 2.40  | 0.1375          |
| "             | 60                    | 0.33                                       | 3.25                                  | 2.40  | 0.1375          |
| "             | 61                    | 0.33                                       | 3.25                                  | 2.40  | 0.1375          |
| 47            | 62                    | 14.5                                       | 4.63                                  | 4.63  | 3.1317          |
| "             | 63                    | 14.5                                       | 4.63                                  | 4.63  | 3.1317          |
| 48            | 64                    | 0  | 1.75                                  | 1.10  | 0.0000          |
| 49            | 65                    | 1  | 1.75                                  | 1.00  | 1.0000          |
| 50            | 66                    | 2  | 2.00                                  | 2.00  | 1.0000          |
| 51            | 67                    | 1  | 2.00                                  | 2.00  | 0.5000          |
| 52            | 68                    | 33   | 9.25                                  | 8.30  | 3.9759          |
| "             | 69                    | 33   | 9.25                                  | 8.30  | 3.9759          |
| 53            | 70                    | 2  | 3.50                                  | 3.25  | 0.6154          |
| 54            | 71                    | 0  | 1.00                                  | 0.82  | 0.0000          |
| 55            | 72                    | 0  | 4.00                                  | 2.38  | 0.0000          |
| "             | 73                    | 0  | 4.00                                  | 2.38  | 0.0000          |
| "             | 74                    | 0  | 4.00                                  | 2.38  | 0.0000          |
| 56            | 75                    | 0.67                                       | 4.00                                  | 3.47  | 0.1931          |
| "             | 76                    | 0.67                                       | 4.00                                  | 3.47  | 0.1931          |
| "             | 77                    | 0.67                                       | 4.00                                  | 3.47  | 0.1931          |
| 57            | 78                    | 0  | 5.00                                  | 3.55  | 0.0000          |
| <b>Totals</b> |                       |  | <b>338.8600</b>                       |   | <b>123.5688</b> |

a = Total number of anglers surveyed (n) = 78

b = For multiple anglers surveyed as one group, the average for each angler in that group is given

## **APPENDIX J**

### **DATA AND CALCULATIONS FOR RED RIVER ANGLER STATISTICS**

## **CALCULATIONS FOR RED RIVER ANGLER STATISTICS**

Notation:

$E$  = total effort for the surveyed anglers

$C$  = total catch for the surveyed anglers

$R$  = catch rate for the surveyed anglers

$n$  = number of anglers surveyed

$c_i$  = the catch for the  $i$ th angler

$L_i$  = length of the fishing trip at the time of interview. In a roving intercept survey,  $L_i$  represents an incomplete trip in most cases, unless the angler was interviewed at the time the trip was completed.

### **SURVEYED ANGLERS**

#### **Catch Rate Estimation for Surveyed Anglers**

Catch rate is estimated with information from the incomplete trip interviews conducted, using the ratio of the means (Pollock et. al. 1994):

$$R = \frac{\sum_{i=1}^n c_i / L_i}{n} = \bar{R}$$

Where  $R$  is the catch rate calculated from incomplete trips.

Using data from Table X1:

$$R = \frac{\sum_{i=1}^n c_i / L_i}{n} = \frac{25.8148}{40} = 0.6454$$

Therefore, the estimated catch rate for the surveyed anglers was approximately 0.65 fish per hour.

#### **Total Effort Estimation for Surveyed Anglers**

The total effort estimation for the surveyed anglers was the total hours angled by all anglers surveyed which equals the sum of  $e$  from Table J-1. Therefore, the estimated effort ( $E$ ) for surveyed anglers was approximately 94 angler-hours.



### **Total Catch Estimation for Surveyed Anglers (Pollock et. al. 1994)**

The total expected catch for all anglers surveyed (after completion of their fishing trips) is estimated by :

$$C = E \times R$$

Therefore;

$$C = 93.8000 \text{ angler hours} \times 0.6454 \text{ fish per angler hour}$$

$$C = 60.5385 \text{ fish}$$

Total estimated catch for the anglers surveyed was approximately 61 fish.

### **TOTAL ANGLERS**

The total number of anglers that would have been fishing along the Red River within the survey area on May 16, 1999 during the time of the survey can not be estimated. The survey began at the South Floodway Control Structure at 0900 hours and ended at the North Perimeter Bridge at 1400 hours. Due to the length of the Red River and the time required to complete the survey route (one-way) by boat, there was insufficient time to re-visit all key fishing areas (as was done for the survey of the Assiniboine River). Therefore, estimates of total effort, catch and catch rate for the total number of anglers fishing along the Red River on May 16 1999 cannot be estimated

**Table J-1 Data Used to Calculate Angler Statistics for Anglers Surveyed Along the Red River (From the S. Floodway Control Structure to the North Perimeter Bridge, Winnipeg, MB) May 16, 1999**

| Survey #      | Angler # <sup>a</sup> | Catch per Angler Surveyed (c) <sup>b</sup> | Fishing Effort per Angler (e) (hours) | Length of Fishing Trip (hours) at Time of Interview (L) | c <sub>i</sub> / L <sub>i</sub> |
|---------------|-----------------------|--|---------------------------------------|---|---------------------------------|
| M1            | 1                     | 0  | 3.33                                  | 0.25  | 0.0000                          |
| "             | 2                     | 0  | 3.33                                  | 0.25  | 0.0000                          |
| M2(a)         | 3                     | 1.5  | 3.25                                  | 1.58  | 0.9494                          |
| "             | 4                     | 1.5  | 3.25                                  | 1.58  | 0.9494                          |
| "             | 5                     | 1.5  | 3.25                                  | 1.58  | 0.9494                          |
| "             | 6                     | 1.5  | 3.25                                  | 1.58  | 0.9494                          |
| M2(b)         | 7                     | 0  | 1.75                                  | 0.02  | 0.0000                          |
| M3            | 8                     | 1  | 3.00                                  | 1.30  | 0.7692                          |
| M4            | 9                     | 1.5  | 4.00                                  | 3.00  | 0.5000                          |
| "             | 10                    | 1.5  | 4.00                                  | 3.00  | 0.5000                          |
| M5            | 11                    | 3  | 2.75                                  | 1.17  | 2.5641                          |
| M6            | 12                    | 2  | 2.00                                  | 0.38  | 5.2632                          |
| B1            | 13                    | 1  | 1.00                                  | 0.92  | 1.0870                          |
| "             | 14                    | 1  | 1.00                                  | 0.92  | 1.0870                          |
| B2(a)         | 15                    | 0  | 1.00                                  | 0.33  | 0.0000                          |
| B2(b)         | 16                    | 0  | 1.00                                  | 0.33  | 0.0000                          |
| B3            | 17                    | 0  | 1.00                                  | 0.08  | 0.0000                          |
| "             | 18                    | 0  | 1.00                                  | 0.08  | 0.0000                          |
| B4            | 19                    | 0  | 1.50                                  | 0.08  | 0.0000                          |
| "             | 20                    | 0  | 1.50                                  | 0.08  | 0.0000                          |
| "             | 21                    | 0  | 1.50                                  | 0.08  | 0.0000                          |
| B5            | 22                    | 2  | 3.50                                  | 2.50  | 0.8000                          |
| B6            | 23                    | 0  | 1.53                                  | 0.03  | 0.0000                          |
| "             | 24                    | 0  | 1.53                                  | 0.03  | 0.0000                          |
| B7            | 25                    | 5  | 5.33                                  | 0.91  | 5.4945                          |
| B8            | 26                    | 1.5  | 1.50                                  | 1.00  | 1.5000                          |
| "             | 27                    | 1.5  | 1.50                                  | 1.00  | 1.5000                          |
| B9            | 28                    | 0  | 2.00                                  | 1.00  | 0.0000                          |
| "             | 29                    | 0  | 2.00                                  | 1.00  | 0.0000                          |
| "             | 30                    | 0  | 2.00                                  | 1.00  | 0.0000                          |
| B10           | 31                    | 0  | 4.75                                  | 0.08  | 0.0000                          |
| B11           | 32                    | 0  | 6.50                                  | 0.50  | 0.0000                          |
| B12           | 33                    | 1  | 2.00                                  | 1.05  | 0.9524                          |
| B13           | 34                    | 0  | 2.00                                  | 0.03  | 0.0000                          |
| "             | 35                    | 0  | 2.00                                  | 0.03  | 0.0000                          |
| B14           | 36                    | 0  | 1.50                                  | 0.50  | 0.0000                          |
| "             | 37                    | 0  | 1.50                                  | 0.50  | 0.0000                          |
| "             | 38                    | 0  | 1.50                                  | 0.50  | 0.0000                          |
| "             | 39                    | 0  | 1.50                                  | 0.50  | 0.0000                          |
| B15           | 40                    | 0  | 2.00                                  | 0.02  | 0.0000                          |
| <b>Totals</b> |                       | <b>28</b>                                  | <b>93.8000</b>                        | <b>30.77</b>  | <b>25.8148</b>                  |

a = Total number of anglers surveyed (n) = 40

b = For multiple anglers surveyed as one group, the average for each angler in that group is given

## **APPENDIX K**

### **RESULTS OF BAIT FISHER PHONE INTERVIEWS**

**Table K-1 Responses of Bait Fishers to Survey Questions #1 to 5**

| Bait Fisher #  | Experience Bait Fishing (Years) | Days Spent Bait Fishing Each Year | % of Time Spent Bait Fishing on Red River | Days Spent Bait Fishing on Red River | Employees Bait Fishing For You?                        | Days Employees Spend Bait Fishing? <sup>a</sup>                 | Employee Fishing Days on Red River | Approximately Where Do You Fish on the Red River Each Year?  |
|----------------|---------------------------------|-----------------------------------|---|--------------------------------------|--|---|------------------------------------|--|
| 1              | 9                               | 120                               | 100                                       | 120                                  | Yes, but only assist: use the one boat                 | Assists bait fisher in his own boat (no additional days effort) | -                                  | From St. Andrews to the mouth of Lake Winnipeg at Netley Creek (never usually above the Locks)   |
| 2              | 15                              | 138                               | 45  | 62                                   | Yes, have two boats; boats stick together most of time | 138   | 62                                 | Breezy Point up to Selkirk (45% of bait fishing time on Red River, the rest of the time spent is on Lake Winnipeg)   |
| 3              | 55                              | 180                               | 80  | 144                                  | Yes, two boats   | 180   | 144                                | Between Selkirk and Lake Winnipeg (80% of time on Red River, remaining 20% on Lake)  |
| 4              | 12                              | 80                                | 75  | 60                                   | No   | -   | -                                  | About 80% of the time spent on Red River is between "new bridge" and "old bridge" in Selkirk; other 20% of time on Red in within area up to Lake Winnipeg. 25% of total time spent on Fairford River (depends on year) |
| 5              | 10                              | 30                                | 70  | 21                                   | Yes  | 30  | 21                                 | Selkirk area on the Red River; remaining time spent on Lake Winnipeg   |
| 6              | 45                              | 10                                | 50  | 5                                    | No   | -   | -                                  | Breezy Point area to Lake Winnipeg   |
| <b>Total</b>   | -                               | <b>558</b>                        | -   | <b>412</b>                           | -  | <b>348</b>  | <b>227</b>                         | -  |
| <b>Average</b> | <b>24</b>                       | <b>93</b>                         | <b>70</b>                                 | <b>69</b>                            | -  | <b>116</b>  | <b>76</b>                          | -  |

a = days per boat effort in addition to main bait fisher's total days effort from his boat

**Table K-2 Responses of Bait Fishers to Survey Questions #6 to 9**

| <b>Bait Fisher #</b> | <b>Total Production for Last Year (cartons)<sup>ab</sup></b> | <b>% of Total Production Obtained From Red River</b> | <b>Total Production from Red River (cartons)</b> | <b>Estimate of Total # of Fish Caught from Red River<sup>c</sup></b> | <b>Remaining Inventory as of Dec. 31, 1998 (cartons)</b> | <b>Total Revenue From Catch</b> | <b>Total Revenue of Catch from Red River</b> |
|----------------------|--|--|--|--|--|---------------------------------|--|
| 1                    | 16,500   | 100  | 16,500   | 742,500  | 0  | \$22,500                        | \$22,500                                     |
| 2                    | 7500   | 50   | 3750   | 168,750  | 0  | \$20,000                        | \$10,000                                     |
| 3                    | 70,000   | 90   | 63,000   | 2,835,000  | 5000   | \$80,000                        | \$72,000                                     |
| 4                    | 15,000   | 75   | 11,250   | 506,250  | 1500   | \$20,000                        | \$15,000                                     |
| 5                    | 14,000   | 100  | 14,000   | 630,000  | 0  | \$10,500                        | \$10,500                                     |
| 6                    | 650  | 50   | 325  | 14,625   | 48   | \$109                           | \$55   |
| <b>Total</b>         | <b>123,650</b>   | <b>-</b>   | <b>108,825</b>                                   | <b>4,897,125</b>   | <b>6548</b>  | <b>\$153,109</b>                | <b>\$130,055</b>                             |
| <b>Average</b>       | <b>20,608</b>  | <b>78</b>  | <b>18,138</b>                                    | <b>816,188</b>   | <b>1,091</b>   | <b>\$25,518</b>                 | <b>\$21,676</b>                              |

a = from January 1 to December 31, 1998

b = a "carton" is a 6oz (170g) container of bait fish

c = approximately 45 fish per container

**Table K-3 The Relative Importance of Each Month for Bait Fishing During the Bait Fishing Season (Question #10)**

| Bait Fisher #  | Importance Rank For Each Month <sup>a</sup> |            |            |            |            |            |
|----------------|---|------------|------------|------------|------------|------------|
|                | May   | June       | July       | August     | September  | October    |
| 1              | 2   | 1          | 5          | 3          | 4          | 6          |
| 2              | 5   | 1          | 5          | 2          | 3          | 6          |
| 3              | 2   | 1          | 2          | 3          | 3          | 4          |
| 4              | 2   | 1          | 2          | 3          | 3          | 4          |
| 5              | 2   | 1          | 3          | 3          | 4          | 6          |
| 6              | 1   | 1          | 4          | 3          | 2          | 6          |
| <b>Totals</b>  | <b>14</b>                                   | <b>6</b>   | <b>21</b>  | <b>17</b>  | <b>19</b>  | <b>32</b>  |
| <b>Average</b> | <b>2.3</b>                                  | <b>1.0</b> | <b>3.5</b> | <b>2.8</b> | <b>3.2</b> | <b>5.3</b> |

a = where 1 is most important and 6 is least important (note that some respondents gave the same rank to more than one month)

**Table K-4 Responses of Bait Fishers to Survey Questions #11 and 12**

| Angler # | Catch Method |                          |                | Catch Description               |   |                  |
|----------|--------------|--------------------------|----------------|---------------------------------|---|------------------|
|          | Boat?        | Net Type?                | Number of Nets | Net Positions                   | Types of Bait Fish Caught                       | % of Total Catch |
| 1        | Yes          | Sein nets in metal frame | 2              | Side of boat along shorelines   | "regular shiners"<br>"other shiners"            | 90<br>10         |
| 2        | Yes          | Sein nets in metal frame | 2              | Side of boat along shorelines   | Sand shiners                                    | 100              |
| 3        | Yes          | Sein nets in metal frame | 2              | Side of boat along shorelines   | Emerald shiners<br>Spottail shiners<br>Tullibee | 90<br>7<br>3     |
| 4        | Yes          | Minnow screen            | 1              | In front of boat (along shores) | "shiners"                                       | 100              |
| 5        | Yes          | Sein nets in metal frame | 2              | Side of boat along shorelines   | "shiners"<br>Spottail shiners                   | 90<br>10         |
| 6        | Yes          | Push cage                | 1              | In front of boat (along shores) | Emerald shiners                                 | 100              |