

**PROFESSIONAL SERVICE - PRACTICAL SOLUTIONS**

DECKER HOLDING CO. LTD.

DOMESTIC SEWAGE LAGOON

NE 25-15-25 W

LAGOON, CLAY LINER TYPE

**DRAWING INDEX**

Sheet No	Sheet Title
C1	TRANSFER SYSTEM - SITE PLAN
L1	PLAN VIEW, SECTIONS, DETAILS & SPECIFICATIONS
L2	CONSTRUCTION DETAILS & NOTES
L3	LAND PROFILE & SECTIONS

**RECORD DRAWING**

ENGINEERS SIGN

NO.	DATE	DESCRIPTION	INITIALS
01	06/05/16	ISSUED FOR CONSTRUCTION	SBH
02	07/02/21	ISSUED FOR CONSTRUCTION	SBH
03	07/02/21	ISSUED FOR CONSTRUCTION	SBH
04	07/02/21	ISSUED FOR CONSTRUCTION	SBH
05	06/05/16	ISSUED FOR CONSTRUCTION	TRK

DATE	DRAWN	CHECKED

**COPYRIGHT (2006)**  
 COPYRIGHT RESERVED, THIS DRAWING AND DESIGN IS AND AT ALL TIMES REMAINS THE SOLE PROPERTY OF DGH ENGINEERING LTD. AND SHALL NOT BE REPRODUCED OR TRANSMITTED IN ANY FORM OR BY ANY MEANS, ELECTRONIC OR MECHANICAL, INCLUDING PHOTOCOPYING, RECORDING, OR BY ANY INFORMATION STORAGE AND RETRIEVAL SYSTEM, WITHOUT THE WRITTEN PERMISSION OF DGH ENGINEERING LTD. ALL ERRORS AND OMISSIONS TO THE ENGINEER IN WRITING, SHALL BE SOLELY THE RESPONSIBILITY OF THE ENGINEER. THE ENGINEER'S LIABILITY SHALL BE LIMITED TO THE DESIGN AND CONSTRUCTION OF THE WORK DESCRIBED IN THIS DRAWING. NO LIABILITY SHALL BE ACCEPTED FOR ANY OTHER WORK OR FOR ANY OTHER PURPOSES, UNLESS SPECIFICALLY STATED OTHERWISE.



**CLIENT**  
 DECKER HOLDING CO. LTD.

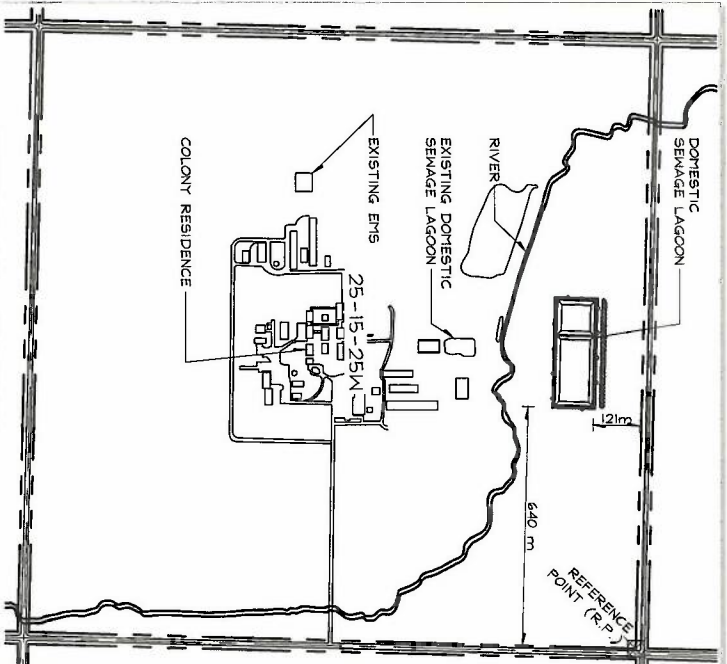
BOX 12  
 DECKER, MB R0M 0K0

**PROJECT TITLE**  
 DOMESTIC SEWAGE LAGOON

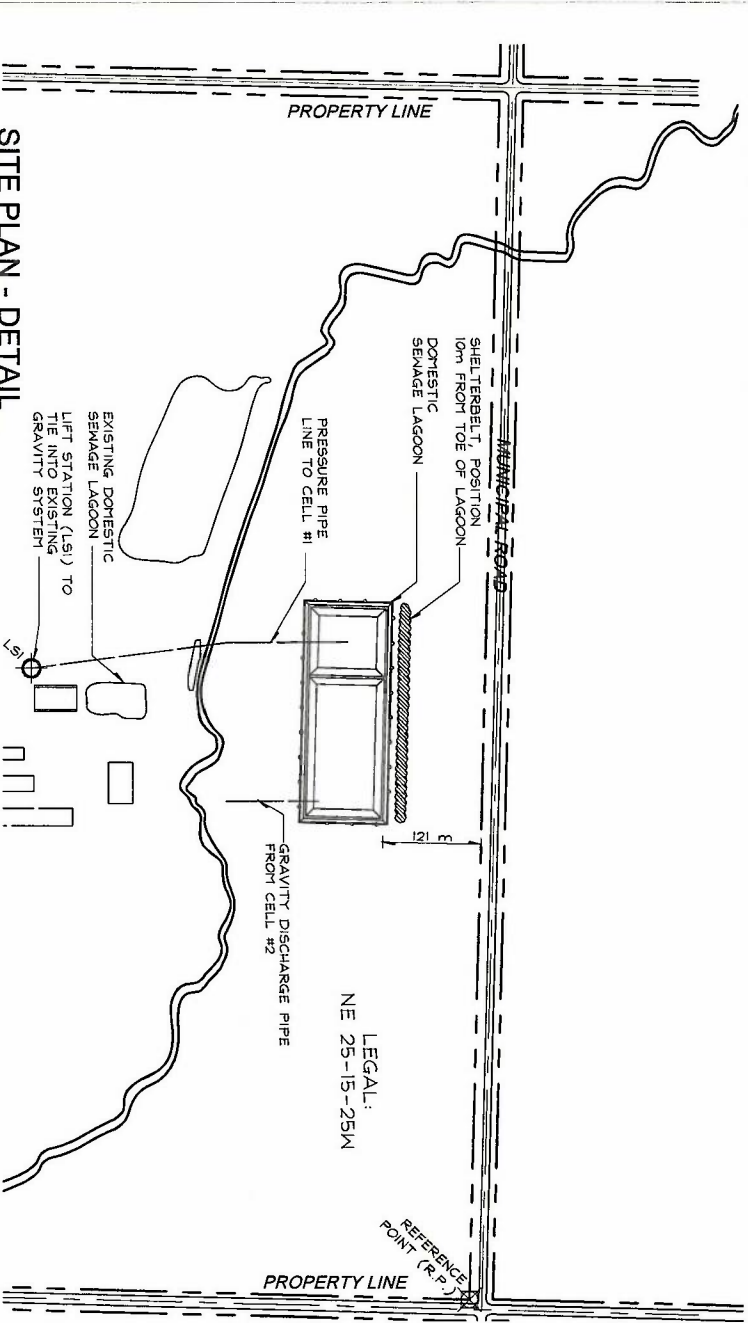
**LEGAL DESCRIPTION**  
 NE 25-15-25 W

**PROJECT NUMBER** 06-11-2022-001-10 **DATE** MAY 2023

**COVER PAGE & DRAWING INDEX**  
 INDEX 000



SITE PLAN - OVERALL



SITE PLAN - DETAIL

NOTES:

1. THE LAGOON WAS RELOCATED 125m WEST
2. THE CLAY LINER PASSED THE HYDROSTATIC PRESSURE TEST.



RECORD DRAWING



ISSUE NO.	DATE	DESCRIPTION	INITIAL
06	06/02/05	ISSUED FOR PERMITS	
07	07/02/05	ISSUED FOR CONSTRUCTION	
08	07/02/05	ISSUED FOR CONSTRUCTION	
09	07/02/05	ISSUED FOR CONSTRUCTION	
10	04/05/14	ISSUED FOR CONSTRUCTION	

**COPYRIGHT 2008**  
 THIS DRAWING IS THE PROPERTY OF DGH ENGINEERING LTD. AND SHALL NOT BE USED WITHOUT THE ENGINEER'S CONSENT IN WRITING. THE ENGINEER SHALL DESIGN AND VERIFY ALL DIMENSIONS AND REPORT THIS DRAWING. THIS DRAWING SHALL NOT BE USED FOR CONSTRUCTION ON BUILDING/REPAIR PURPOSES UNLESS SCALED AND SIGNED.

**DGH ENGINEERING LTD.**  
 PROFESSIONAL SERVICE - FUNCTIONAL SOLUTIONS  
 16 AMANTON BLVD. ST. ANDREW, MB. R1A 3A5  
 FAX: 204-222-0010

CLIENT  
**DECKER HOLDING CO. LTD.**

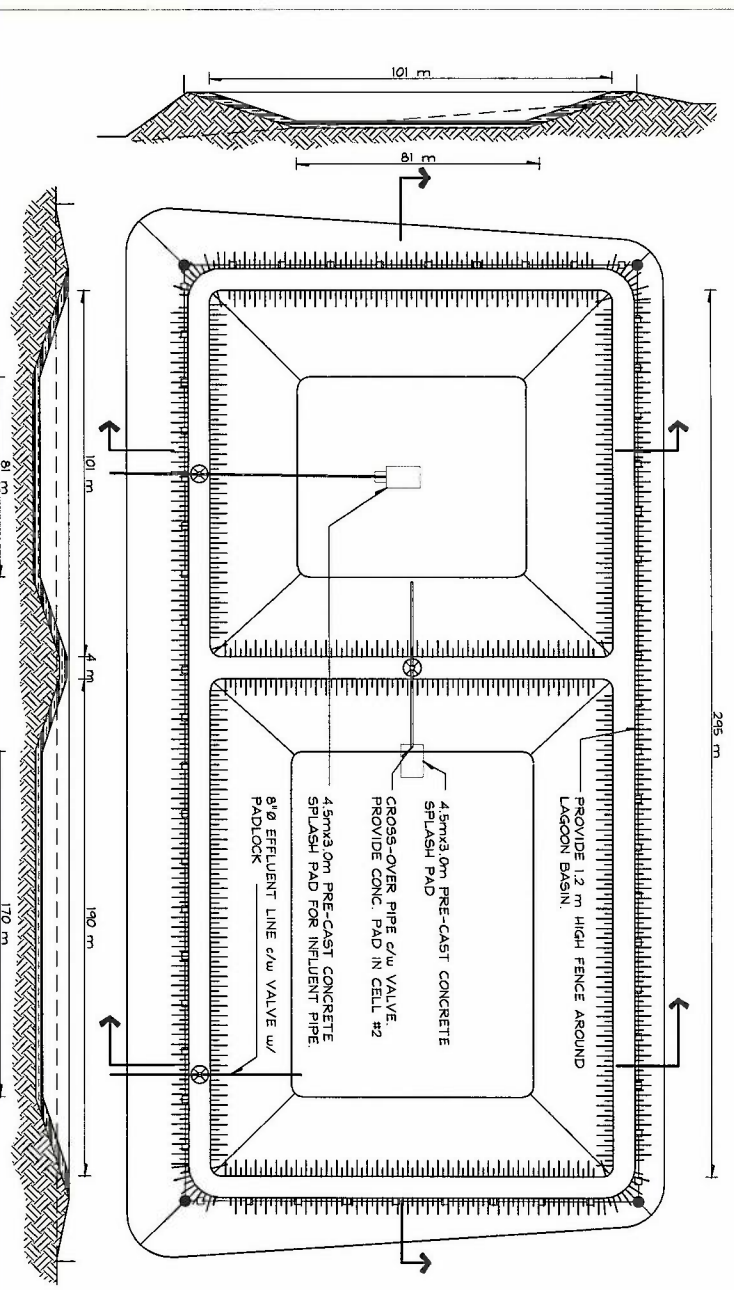
BOX 12  
 DECKER, MB R0M 0X0

PROJECT TITLE  
**DOMESTIC SEWAGE LAGOON**

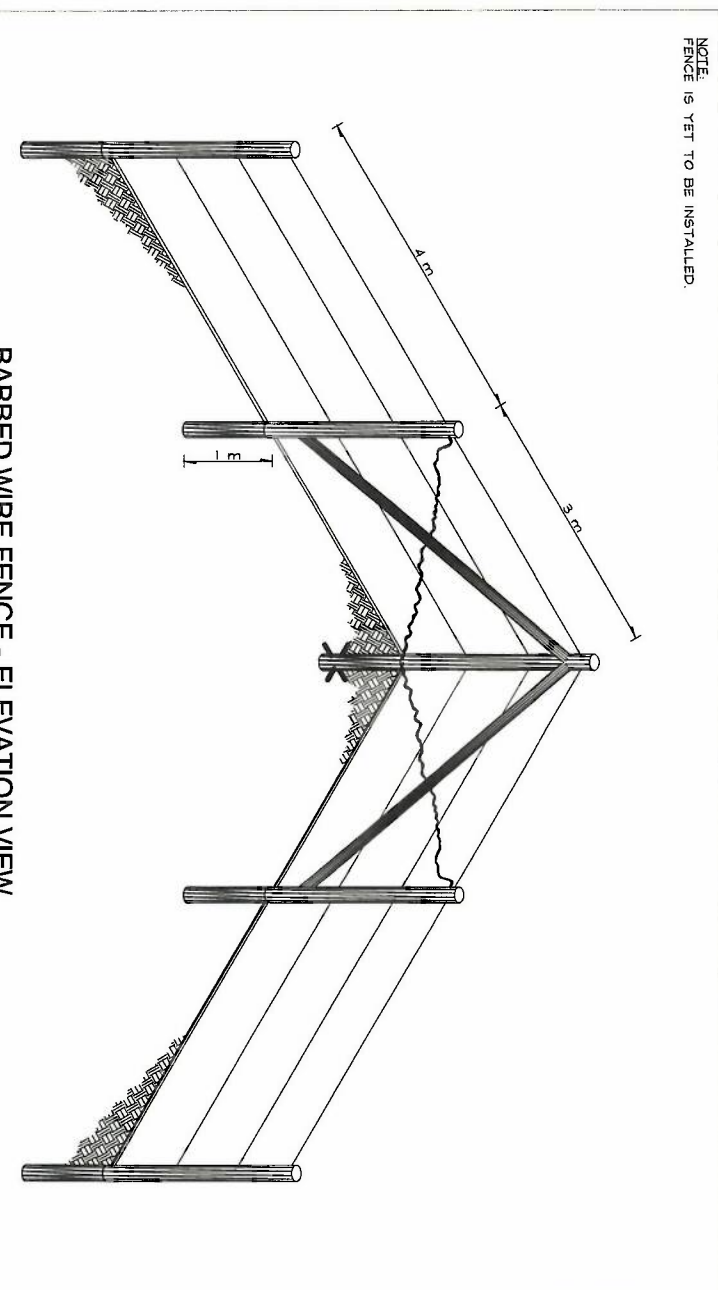
LEGAL DESCRIPTION  
**NE 25-15-25 W**  
 PROJECT NUMBER: 04-1-2022-001-10 DATE: MAY/2006  
**TRANSFER SYSTEM -**  
**SITE PLAN**

**APEGN**  
 Certificate of Authorization  
**DGH Engineering Ltd.**  
 No. 540 Date: 2018-11-16

C1 R00



NOTE: INLET PIPE, 6" HDPE DR17 PASSED THE HYDROSTATIC PRESSURE TEST.



BARBED WIRE FENCE - ELEVATION VIEW



RECORD DRAWING



DATE	DESCRIPTION	BY	CHKD
06/10/16	RECORD DRAWING	JF	
05/08/05	ISSUED FOR CONSTRUCTION	SBH	
04/07/02	ISSUED FOR CONSTRUCTION	SBH	
02/07/02	ISSUED FOR CONSTRUCTION	SBH	
01/06/01	ISSUED FOR CONSTRUCTION	TRK	
		INITIAL	

**COPYRIGHT (2008)**  
 ALL RIGHTS RESERVED. THIS DRAWING AND DESIGN IS AND AT ALL TIMES WILL BE THE PROPERTY OF DGH ENGINEERING LTD. NO PART OF THIS DRAWING OR DESIGN IS TO BE REPRODUCED OR TRANSMITTED IN ANY FORM OR BY ANY MEANS, ELECTRONIC OR MECHANICAL, WITHOUT THE WRITTEN PERMISSION OF DGH ENGINEERING LTD. THE CONTRACTOR SHALL CHECK AND VERIFY ALL DIMENSIONS AND REPORT ALL ERRORS AND OMISSIONS TO THE ENGINEER IMMEDIATELY UPON DISCOVERY OF SUCH ERRORS AND OMISSIONS. THE ENGINEER SHALL BE RESPONSIBLE FOR OBTAINING ALL NECESSARY PERMITS AND APPROVALS UNTIL AS NOTED AND SIGNED.

**DGH ENGINEERING LTD.**  
 PROFESSIONAL ENGINEERING SOLUTIONS  
 12 AVANTON BLVD. ST. ANDREW, MB. R1A 2S6  
 CANADA  
 TEL: 204-781-1111

**CLIENT**  
 DECKER HOLDING CO. LTD.  
 BOX 12  
 DECKER, MB. R0W 0K0

**PROJECT TITLE**  
 DOMESTIC SEWAGE LAGOON

**LEGAL DESCRIPTION**  
 NE 25-15-25 W

**PROJECT NUMBER** 06-11-2022-00-10 **DATE** 06/10/16




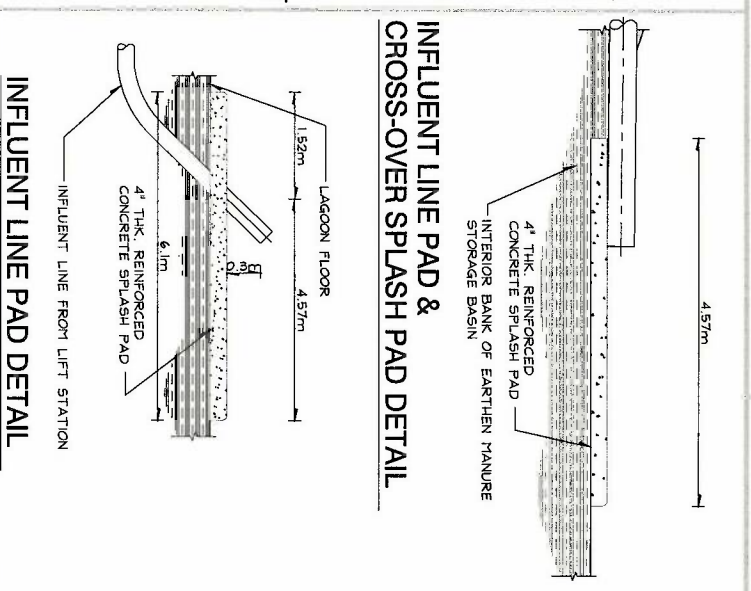
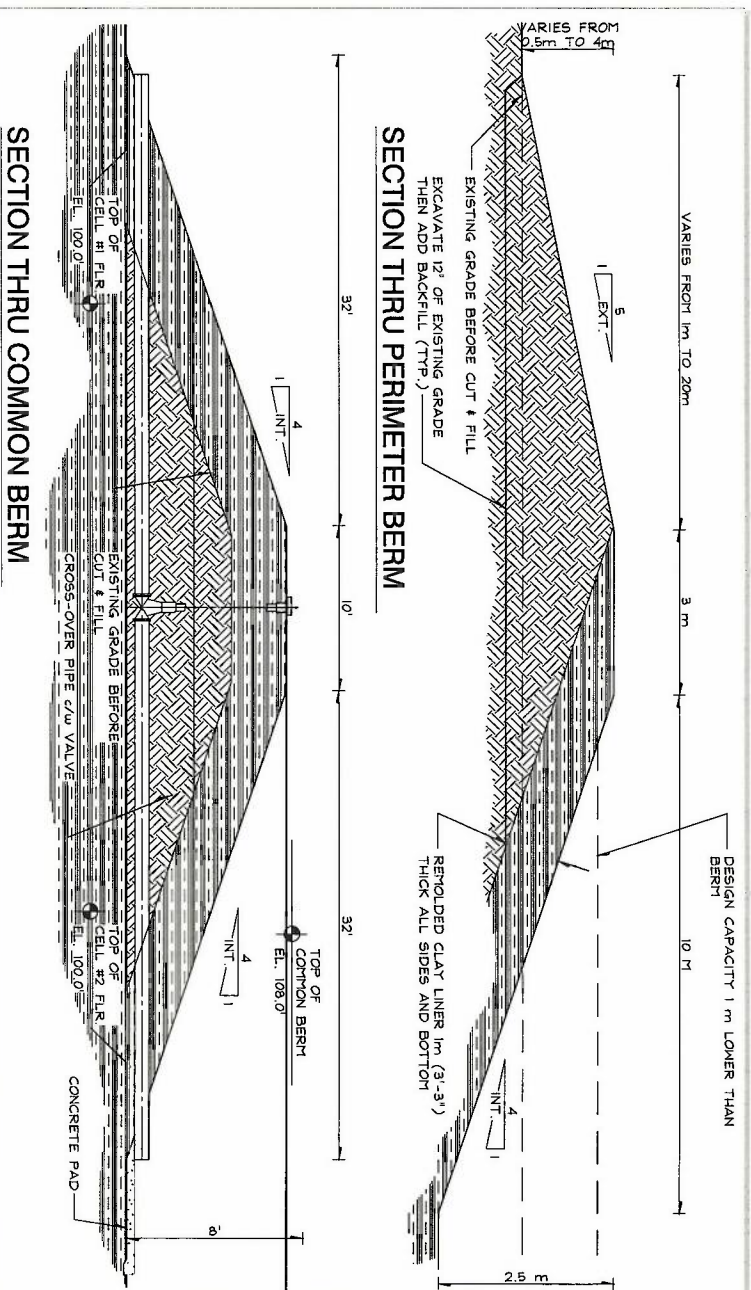
**PLAN VIEW, SECTIONS & DETAILS**

**No. 540** **Date:** 2018-11-16

**L1 R00**

**APEGM**  
 Certificate of Authorization  
 DGH Engineering Ltd.  
 No. 540 Date: 2018-11-16





**RECORD DRAWING**

ENGINEER SEAL



NO.	DATE	DESCRIPTION	INITIAL
01	06/05/15	ISSUED FOR CONSTRUCTION	
02	07/02/21	ISSUED FOR CONSTRUCTION	
03	07/02/21	ISSUED FOR CONSTRUCTION	
04	07/02/22	ISSUED FOR CONSTRUCTION	
05	08/23/25	ISSUED FOR CONSTRUCTION	
06	10/11/26	RECORD DRAWING	

**DECKER HOLDING CO. LTD.**

CLIENT

**DGH ENGINEERING**

PROFESSIONAL SERVICE - TECHNICAL SOLUTIONS

18 AVANTON BLVD. ST. ANDREW'S, MB. R1A 3W8

PHONE: 204-273-8888 FAX: 204-273-8888

**DOMESTIC SEWAGE LAGOON**

PROJECT TITLE

BOX 12

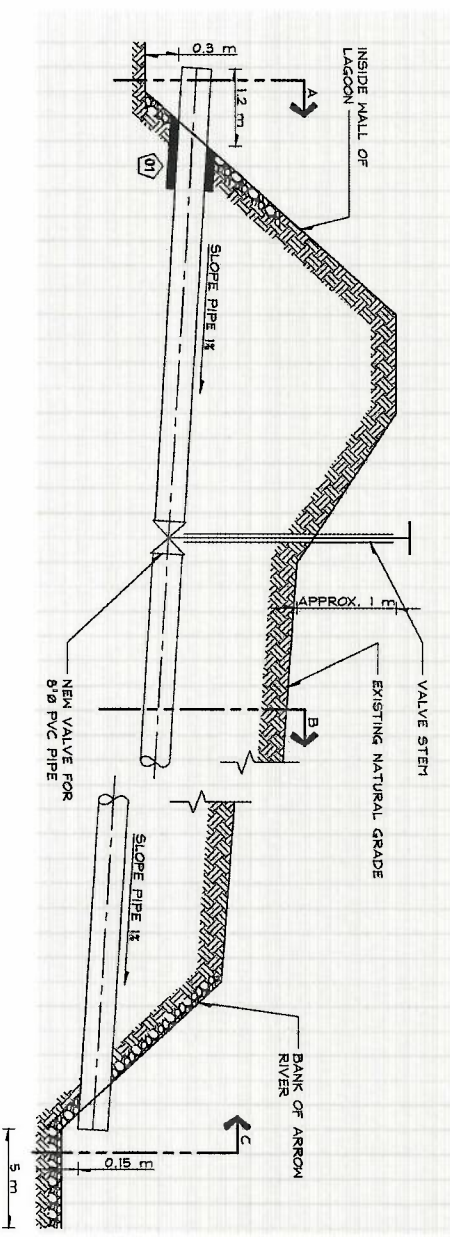
DECKER, MB R0M 0K0

**APENM**

Certificate of Authorization

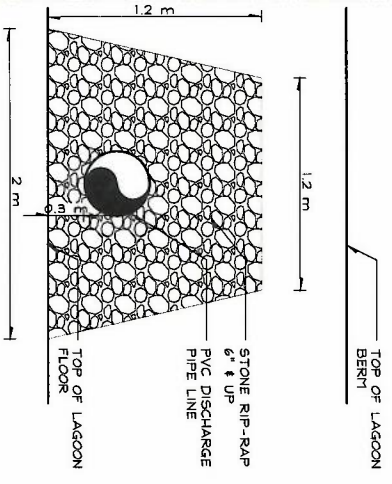
DGH Engineering Ltd.

No. 540 Date: 2018-11-16

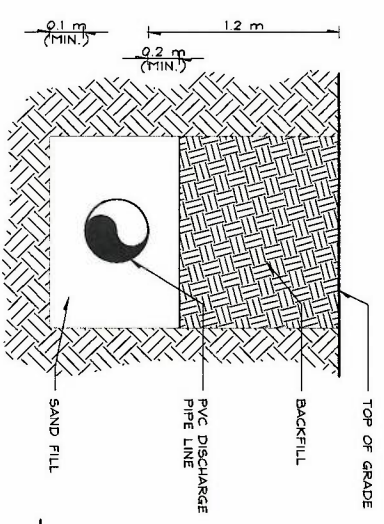


NOTE: (4\"/>

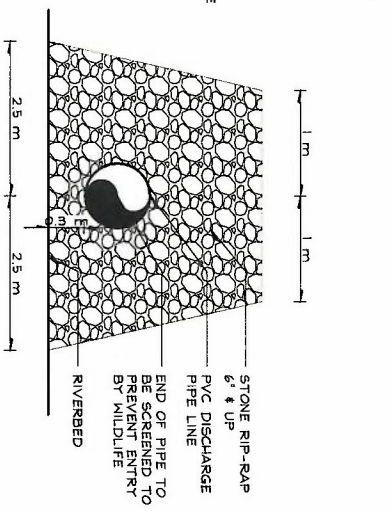
**LAND PROFILE - EFFLUENT PIPE LINE**



**SECTION "A"**



**SECTION "B"**



**SECTION "C"**

**RECORD DRAWING**



DATE	BY	DESCRIPTION
05/01/16	JF	RECORD DRAWING
05/06/05	SBH	ISSUED FOR CONSTRUCTION
04/07/00/20	SBH	ISSUED FOR CONSTRUCTION
02/07/02/21	SBH	ISSUED FOR CONSTRUCTION
01/04/05/14	TRK	ISSUED FOR CONSTRUCTION

**COPYRIGHT (2008)**  
 ALL RIGHTS RESERVED. THIS DRAWING AND DESIGN IS AND AT ALL TIMES REMAINS THE EXCLUSIVE PROPERTY OF DECKER HOLDING CO. LTD. NO PART OF THIS DRAWING OR DESIGN IS TO BE REPRODUCED OR TRANSMITTED IN ANY FORM OR BY ANY MEANS, ELECTRONIC OR MECHANICAL, INCLUDING PHOTOCOPYING, RECORDING, OR BY ANY INFORMATION STORAGE AND RETRIEVAL SYSTEM, WITHOUT THE WRITTEN PERMISSION OF DECKER HOLDING CO. LTD. THE CONTRACTOR SHALL CHECK AND VERIFY ALL DIMENSIONS AND REPORT ALL ERRORS AND OMISSIONS TO THE ENGINEER IN WRITING ON THE SCALE OF THE DRAWING PRIOR TO CONSTRUCTION. INTL. S.E. AND SIGNED.



**CLIENT**  
 DECKER HOLDING CO. LTD.  
 BOX 12  
 DECKER, MB. R0M 0K0

**PROJECT TITLE**  
 DOMESTIC SEWAGE LAGOON  
 NE 25-15-25 W  
 LAND PROFILE & SECTIONS  
 PROJECT NUMBER: 04-1-2002-001-10 DATE: 11/12/05

**APEGM**  
 Certificate of Authorization  
 DGH Engineering Ltd.  
 No. 540 Date: 2018-11-16

DATE: 11/12/05  
 DRAWN: JF  
 CHECKED: JF  
 SCALE: AS SHOWN  
 PROJECT: NE 25-15-25 W  
 SHEET: L3 R00

## Boswick, Robert (SD)

---

**From:** Chunhe Liu <cliu@dghengineering.com>  
**Sent:** November-20-18 11:57 AM  
**To:** Boswick, Robert (SD)  
**Cc:** Phillip Waldner (phillipmwaldner@gmail.com)  
**Subject:** EAL No. 3153  
**Attachments:** record drawing.pdf

Good day, Robert.

Please find attached record drawing of Decker Colony lagoon.

The construction of the lagoon is completed except for the fencing. Decker Colony planned to install the fence around their lagoon in 2019.

Decker Colony is applying to put their lagoon in operation.

Please let me know if you need any further information.

Regards,

Charles