

A



1480633

A) Mature green ash tree, and B) green ash seeds

B



UGA1219118



Compound leaves of A) green/red ash, B) white ash, C) black ash, and D) blue ash.

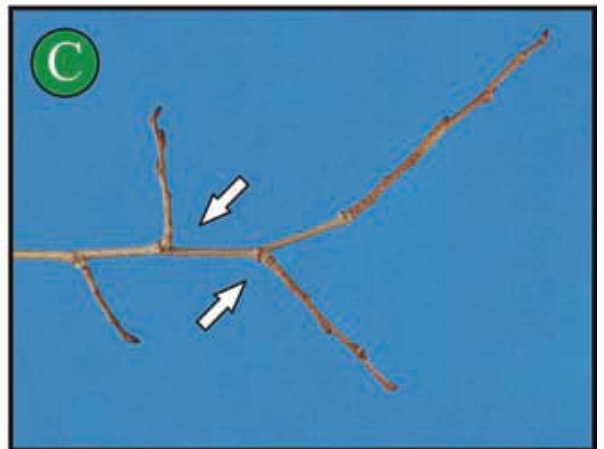





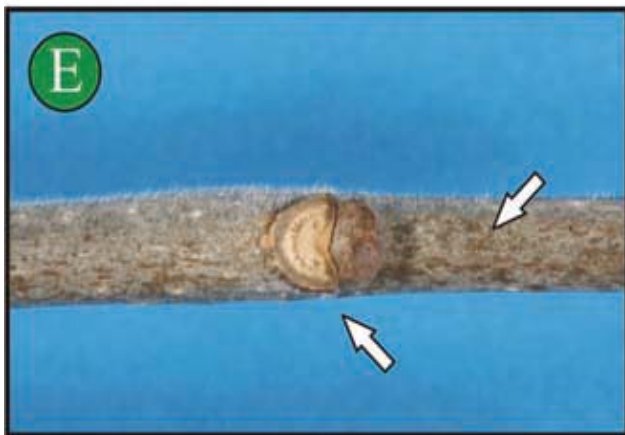
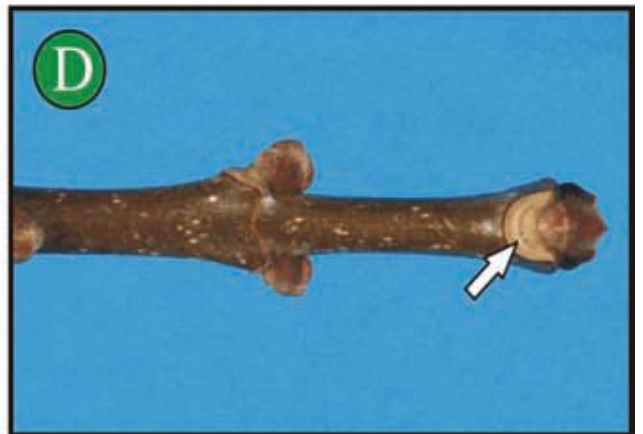


Mature bark of A) green/red ash, B) white ash, C) black ash, and D) blue ash.



# Ash Tree Identification



A) Opposite branching on green ash, B) opposite twig structure on green ash and C) alternate twig structure on white elm.



A) Twig with buds of sugar maple, B) leaf scar on sugar maple, C) green/red ash buds and leaf scar, D) white ash buds and notched leaf scar, E) leaf scar and hairy twig of black ash, and F) square twig of blue ash.