

2014-2015

# Trapping Guide



Part of:



Manitoba's **GREEN** Plan





## MINISTER'S MESSAGE



As Manitoba's Conservation and Water Stewardship minister, I welcome all readers to the *2014/2015 Trapper's Guide*. This annual guide underlines my department's commitment to the long-term management of fur bearing animals and harvesting of wild fur in Manitoba.

I am pleased to advise you that Manitoba has seen an increase in trapping licences issued this year. This is indicative of your commitment to your industry and a good sign for the health of your industry in our province.

Beginning this year, trappers will contribute directly to fur bearing animal management. From each trapping and hunting licence sold, five dollars will go the Fish and Wildlife Enhancement Fund. This newly established trust fund will be used for wildlife projects, including those focused on fur bearing animals throughout the province.

Trappers and hunters will be represented on the wildlife subcommittee that recommends the projects to be funded. These projects will benefit Manitoba's fur bearing animals now and in the future, ensuring that ample trapping opportunities lie ahead. At the same time, the cost of a trapping licence will remain lower in Manitoba than in any other province.

This past year, I was able to spend a day with a trapper in the Interlake region and attend the Thompson Fur Table. Both experiences offered me tremendous opportunities to learn more about fur harvesting, pelt preparation and the sale of those pelts.

Also this past year, the department established the Livestock and Predator Management Working Group. The group is made up of stakeholders such as the Manitoba Beef Producers, Manitoba Sheep Association, Manitoba Goat Producers, Manitoba Trappers Association and representatives from Manitoba Agriculture, Food and Rural Development and Agri-Food Canada. Thanks to the collaborative effort of these organizations, a number of livestock predator management workshops took place in chronic predator conflict areas.

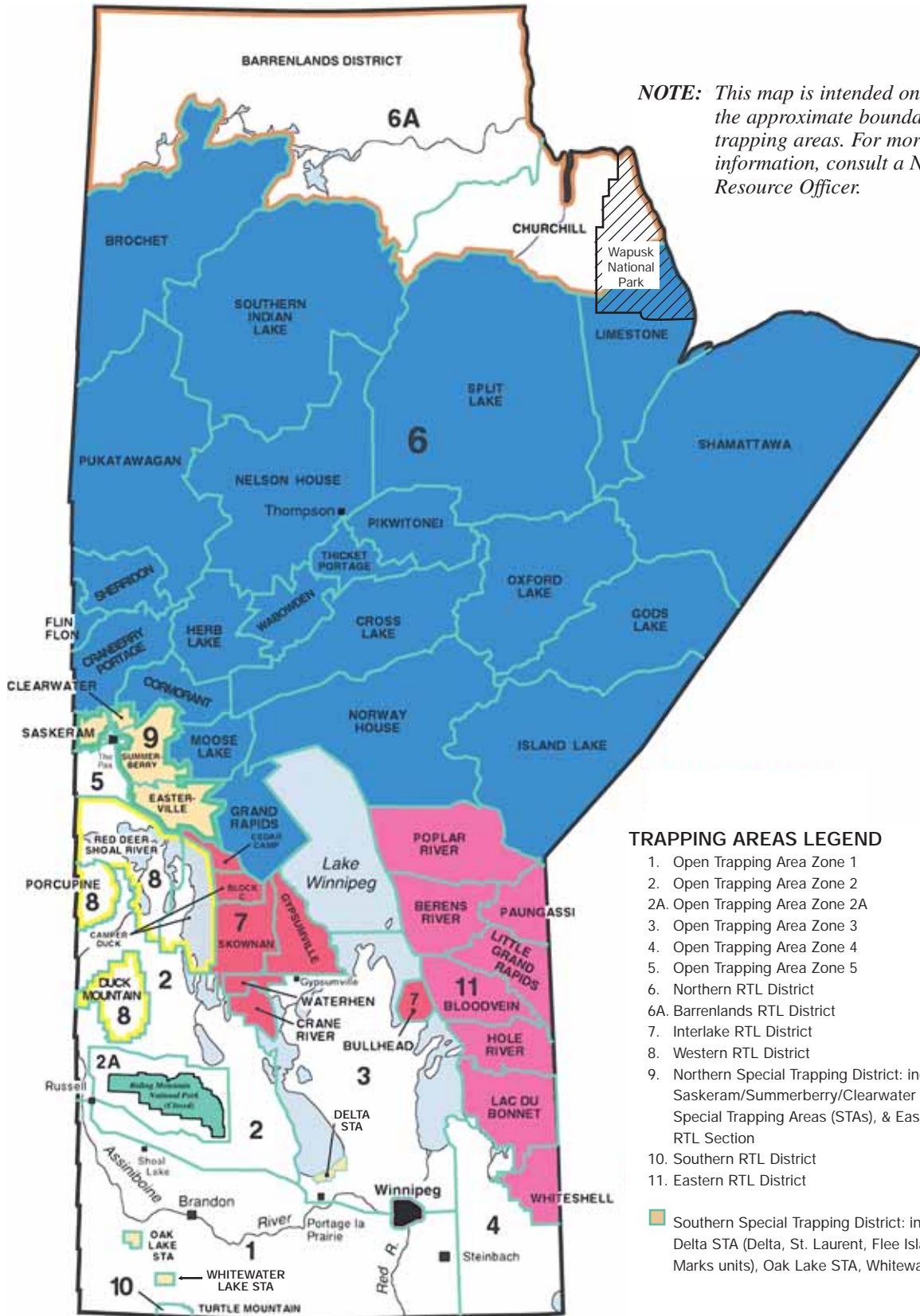
I want to thank the trappers of Manitoba for helping manage the province's fur bearing animals. I am especially grateful for your assistance with species like coyotes, which sometimes come into conflict with livestock producers.

I invite you to review this guide for information you should know before you begin this year's trapping activity.

A handwritten signature in black ink, appearing to read 'Gord Mackintosh'. The signature is stylized and fluid.

Gord Mackintosh  
Minister of Conservation and Water Stewardship

## TRAPPING BOUNDARIES MAP



*NOTE: This map is intended only to show the approximate boundaries of trapping areas. For more detailed information, consult a Natural Resource Officer.*

### TRAPPING AREAS LEGEND

1. Open Trapping Area Zone 1
  2. Open Trapping Area Zone 2
  - 2A. Open Trapping Area Zone 2A
  3. Open Trapping Area Zone 3
  4. Open Trapping Area Zone 4
  5. Open Trapping Area Zone 5
  6. Northern RTL District
  - 6A. Barrenlands RTL District
  7. Interlake RTL District
  8. Western RTL District
  9. Northern Special Trapping District: includes Saskeram/Summerberry/Clearwater Special Trapping Areas (STAs), & Easterville RTL Section
  10. Southern RTL District
  11. Eastern RTL District
- Southern Special Trapping District: includes Delta STA (Delta, St. Laurent, Flee Island, St. Marks units), Oak Lake STA, Whitewater STA

### 2014-2015 TRAPPING SEASON SCHEDULE

Area/zone numbers below refer to the map legend on the previous page  
 OAZ = Open Trapping Area Zone; RTL = Registered Trapline; ST = Special Trapping  
 The dates below are within the Fur Reporting Year of September 1, 2014 to August 31, 2015

		SEPT	OCT	NOV	DEC	JAN	FEB	MAR	APR	MAY	JUNE	JULY	AUG	
<b>AQUATIC/SEMI-AQUATIC</b>	<b>BEAVER</b>	All Areas		October 1 to May 31										
	<b>MINK</b>	RTL Section 6 & 6A		November 1 to February 28										
		All Other Areas		November 1 to January 31										
	<b>MUSKRAT</b>	OAZ 5; Northern ST District; All RTL Districts (except Gypsumville RTL Section & Camperduck Blocks A & B)		October 14 to May 31										
		Gypsumville RTL Section Camperduck Blocks A & B							March 15 to April 30					
		OAZ 1-4		October 14 to November 30					March 15 to April 30					
		Southern ST Districts, Oak Hammock Marsh & Grant's Lake WMAs		October 14 to November 30 Special Permit Only					March 15 to April 30 Special Permit Only					
	<b>RIVER OTTER</b>	OAZ 1				Closed								
		RTL District 10			November 1 to January 31			(Quota of 2* per trapline)						
OAZ 2, 2A, 3, 4 & RTL District 8			November 1 to February 28											
All Other Areas			November 1 to March 31											
<b>TERRESTRIAL</b>	<b>BADGER</b>	All Areas		November 1 to January 31										
	<b>BLACK BEAR</b>	Northern ST District & RTL Districts 6-8, 11 (except Whiteshell RTL Section)	September 16 to November 14				Closed			April 1 to May 31				
		Whiteshell RTL Section	September 16 to November 14				Closed			April 1 to May 19				
		All Other Areas	Closed											
	<b>FISHER</b>	OAZ 1 & RTL District 10		November 1 to January 31			(Quota of 2* per trapline in RTL District 10)							
		RTL Districts 6 & 6A		November 1 to February 28										
		All Other Areas		November 1 to February 15										
	<b>FOX ARTIC</b>	RTL District 6 & 6A		November 15 to March 31										
		All Other Areas		Closed										
	<b>FOX (RED)</b>	RTL District 6A		November 15 to March 31										
		All Other Areas		October 14 to February 28										
	<b>COYOTE</b>	OAZ 1-5		October 14 to February 28										
		RTL District 6A		November 15 to March 31										
		All Other Areas		October 14 to March 31										
	<b>LYNX &amp; BOBCAT</b>	All Areas			December 1 to February 28									
	<b>MARTEN</b>	RTL Districts 6 & 6A		November 1 to February 28										
		OAZ 1 & RTL District 10		November 1 to January 31			(Maximum quota of 8* per trapline in RTL District 10)							
		All Other Areas		November 1 to February 15										
	<b>RACCOON</b>	All Areas		October 14 to April 30										
<b>RED SQUIRREL</b>	All Other Areas		November 1 to February 15											
	RTL Districts 6 & 6A		November 1 to February 28											
<b>WOLF</b>	OAZ 2A		Closed											
	All Other Areas		October 14 to March 31											
<b>WEASEL</b> <small>(Long &amp; Short-tailed)</small>	All Other Areas		November 1 to February 15											
	RTL Districts 6 & 6A		November 1 to February 28											
<b>WOLVERINE</b>	OAZ 1-5		Closed											
	All Other Areas		November 1 to February 15											

\* Otter, Marten and Fisher: RTL District 10 — pelts must be tagged prior to sale.

### 2014-2015 CHANGES

#### Certified Humane Trap Requirements

In Manitoba, only certified humane traps can be used for beaver, fisher, marten, muskrat and raccoon. Any restraining traps used for lynx must be certified. See page 19 for the complete list of all certified traps. Additional trap models may be certified throughout the season.

Please contact Manitoba Conservation and Water Stewardship (see page 28) or the Fur Institute of Canada (see page 17) for updates to the certified trap listings.

#### Season Date Changes

The following species season dates have changed for 2014-2015:

- beaver: in All Areas is now October 1 to May 31
- coyote: in All Open Areas is now October 14 to February 28
- raccoon: in All Areas is now October 1 to April 30
- wolf: in All Areas, except 2A, is now October 14 to March 31

#### Marten

The Southern Registered Trapline Area quota has increased to a maximum of eight marten per trapline from four.

#### Restrictions in Provincial Parks

Restrictions in the various provincial parks will again be in place for 2014-2015. The results of the public review will be made available over the 2014-2015 season.



#### Mars Hills Wildlife Management Area

Off-road vehicle users in the Mars Hills Wildlife Management Area (WMA) must use the designated trail system. Licensed trappers who need to travel off this system will require a WMA Use Permit from the Beausejour District Office.

#### Fish and Wildlife Enhancement Fund

This fund now receives \$5.00 from the trapping, hunting and fishing licences. The new licence fees are listed under Licences and Permits. Applications for projects can be made to the new fund (see page 7).

#### 110-size Rotating Jaw Traps

The Belisle Super X 110, the Rudy 110 and the Woodstream Oneida Victor Conibear 110 traps are prohibited on land, except for muskrat. This regulation reduces their illegal use for larger mustelids.

#### Use of Livestock as Bait by Trappers

Trappers may not use dead livestock as bait unless all of the following parts are removed: the hide, hooves, head, mammary glands, or internal organs. Intact dead livestock may be used as bait only if:

- Used on land where the animal died, and
- That land is owned or leased by livestock owner (including community pastures).

This regulation reduces the risk of disease transmission, including bovine tuberculosis and chronic wasting disease (CWD).

#### Extensions to Trapping Seasons

This regulation allows the Minister of Conservation and Water Stewardship to make temporary extensions with short notice. This change must be for a specific time period, location, and requires public notification.

### FUTURE CONSIDERATIONS

#### Certified Humane Trap Requirements

- In 2015 -16 trapping season, any killing trap used for lynx and weasel must be certified.
- In 2016 -17 trapping season, any killing trap used for otter must be certified.
- Common snares in the registered trapping area and power snares in all areas will be exempt from this requirement.
- Please note: For important information on snare locking devices, see page 26.

#### Muskrats in Gypsumville, Camperduck (incl. Block A and B) RTL Sections

- Local trappers will be asked about need for a fall season in these areas.

#### Snaring Devices in the Open Trapping Area

- Department will review the use of current and new snaring devices.
- Consideration will be given to practicality, costs, efficacy, locations, designs.

## LICENCES AND PERMITS

*Manitoba trapping licences are available only to residents of Manitoba. Fees are:*

- Registered Trapline (RTL) Permit: \$15.00
- Open Area Licence: †♦ \$10.00
- Open Area Licence – Treaty: † Free
- Youth Trapping Licence/Permit: \*† Free
- Possession Permit (Furbearer) \$10.00
- Export Permit \$20.00

**Note: The licence fees increased in 2014-2015.**

\* Youth trapping permits are available free of charge if the trapper is 12 to 17 years of age on the:

- a) day of the first common season (October 1 for beaver) and
- b) day that the permit is obtained

The age requirements for this youth permit are the same as for youth hunting licences.

† Special Trapping Areas - separate approvals must be obtained from the nearest District Office to trap in STAs.

- ♦ Open Area licences will be available from regular vendors from October 1 (first date of the trapping season) to the beginning of April. Between April and August (the end of the current trapping season), Open Area licences will be available only from district offices of Manitoba Conservation and Water Stewardship.

See Mandatory Trapper Education requirements that follow below.

A person may not hold both, an Open Area licence and a Registered Trapping Permit at the same time. When obtaining either, the other must be surrendered to the office which issued, or is issuing, the registered permit. However, a trapper may hold both only if the Open Area licence is issued specifically for the land they own or are a tenant; the legal description of the land must be indicated on that licence.

**When fur is being shipped, sold or taken to a taxidermist or tanner for mounting or dressing,** the following information must be provided: name, address and licence number of the trapper who caught the fur bearing animal, plus the area where this animal was taken. Record licence numbers correctly or your fur production will not be credited to you.

### Wild Fur Royalties

Royalties must be paid on all wild furs sold and are usually deducted by the fur dealer or auction company where the first transaction occurs. Royalties on small amounts of fur may also be paid at most Manitoba Conservation and Water Stewardship district offices (see back cover).

### SCHEDULE OF ROYALTIES

SPECIES	ROYALTY RATE (\$)
Weasel (Long & Short-tailed), Muskrat, Squirrel	0.05
Badger, Beaver, Fox (all), Mink, Raccoon	0.50
Otter	0.75
Bear, Coyote, Fisher, Lynx/Bobcat, Marten, Wolf	1.00
Wolverine	2.50

### Export Permit

A provincial export permit is required before shipping or moving raw fur bearing animal pelts from Manitoba to other provinces or countries. Provincial export permits are issued by the permitting office at the Wildlife Branch in Winnipeg (204-945-1893) and at some Manitoba Conservation and Water Stewardship district offices. Applications for these permits can be obtained from the nearest Manitoba Conservation and Water Stewardship office. The fee is \$20.00 per permit. Environment Canada's CITES (Convention on International Trade in Endangered Species) export permit is also required to take bobcat, black bear, lynx, river otter, timber wolf and certain species at risk across international borders. These permits are only available from Environment Canada. Please refer to [www.ec.gc.ca/cites/](http://www.ec.gc.ca/cites/) or call 1-800-668-6767 for more information.

### Fish and Wildlife Enhancement Fund


The Fish and Wildlife Enhancement Fund is now in place. Beginning with this 2014-2015 trapping season, \$5.00 from each trapping licence that is sold will be placed in this fund.

The Open Area Trapping Licence will be \$10.00, and the Registered Trapline Permit will be \$15.00.

The Manitoba Trappers Association (MTA) made briefs to both the Legislative Standing Committee and to the Minister of Conservation and Water Stewardship on the operation of this fund.

A "Wildlife Enhancement Subcommittee" will be comprised of hunter and trapper representatives. The subcommittee will review funding requests submitted to the fund.

## TRAPPING IN MANITOBA



### Mandatory Trapper Education

A Manitoba resident wishing to obtain a trapping licence is required by Regulation 245/90 - Section 4(1) to satisfactorily complete the Trapper Education Course.

## TRAPPING GUIDE

A Manitoba resident who has previously held a trapping licence or permit from Manitoba or another province, is not required to take this training. There are two mandatory trapper training options available to first-time trappers:

1. Borrow a manual from any Manitoba Conservation and Water Stewardship district office and complete a multiple-choice question examination. A passing mark of 80 per cent is required. If this is not achieved, a second examination may be written later.
2. Attend a Trapper Education Course and then write the exam.

**Persons under the age of 14 should be accompanied by a licensed trapper when engaged in trapping activities in the field.**

Trapper education is an important part of fur bearer management in Manitoba. Courses may be available on request and are usually two days or three evenings. Subject areas covered include:

- History of the Fur Trade
- Trapline Management
- Fur Bearer Biology
- Public Awareness
- Animal Rights
- Trapping Equipment
- Boarding (forming)
- Fur Marketing
- First Aid
- Humane Trapping
- Problem Animal Control Methods
- Fur Bearer Management
- Acts and Regulations
- Trapper Ethics
- Skinning
- Fur Grading
- Trap Research
- Video Presentations

For further information, please contact the nearest Manitoba Conservation and Water Stewardship district office or the Manitoba Trappers Association (see page 17).

### Trapper Responsibilities

Licensed trapping is a privilege – not a right. Maintaining public acceptance of trapping is the responsibility of trappers and resource managers. The trapper's responsibilities include the following:

- Take fur bearing animals in the most humane manner.
- Avoid capturing non-fur bearing animals.
- Maintain a high degree of proficiency in pelt preparation.
- Use a kill-type trap to harvest marten, weasel, mink and muskrat when taken on land. Kill-type sets for otter and beaver should be fully submerged. When a squirrel is harvested, other than by snaring or shooting, a kill-type trap should be used.
- Use underwater sets wherever possible for aquatic species. Proper locks and slide wires set in a sufficient depth of water should be used on all hold and drown-type shore sets.
- Ensure that modified leghold traps set on land are secured to a drag of sufficient weight and strength.
- Ensure that snares set on land are equipped with proper locking devices.
- Inspect live-holding devices daily in the early morning. Make only as many sets as can effectively be managed.
- Trap and snare "set locations" should be recorded on a map.

- When trapping on private land, always ask permission and provide the landowner with a map showing the location and the types of traps and snares used.
- Know and use proper releasing and killing methods.
- Dispose of animal carcasses properly.
- Respect the rights and property of others and assist landowners with removal of wildlife causing conflicts.
- Encourage and support trapper education and public awareness programs.
- Promptly report the presence of diseased animals to the nearest department office.
- Protect and conserve wildlife and its habitat.
- Respect and obey laws.

## TRAPPING AND SHARING THE LAND

Trappers share Crown land and, where they have the right of access to private lands, with other users. It is important that trappers use care to minimize potential conflicts with other users of the land.

- Trappers who have permission to use private lands are encouraged to provide the landowner with a map showing the locations of their traps and the types of traps being used. In this way, the landowner can caution other users of the land about trapping activity and reduce the possibility of injury to other users, pets and domestic animals.
- With the permission of the pasture manager, Community Pastures are generally open to trappers after livestock have been removed.
- When trapping in built-up areas, trappers are advised to contact the district office regarding any restrictions that may be in place.
- **Please pay attention to any signs prohibiting trapping activity.**
- **Please remember that people and pets may frequent the area in which you are trapping.**
- **Mark the general area where you trap with flapping tape or tape designed to let others know this is an active trapping area.**

### Trapping and Forestry

Crown lands in Manitoba are managed for multiple uses, including furbearer and forest management. Both activities are important to the local, regional and provincial economies, and when properly managed, can co-exist and be mutually beneficial. For example, certain roads constructed for cutting areas can also be used by trappers. The key to co-existence is good communication between all users of the land.

Forest Management Licence (FML) holders conduct the majority of timber harvesting in Manitoba. Open houses may be held to meet directly with other users of the land to make them aware of what activities are taking place, including annual cutting plans. Trappers are encouraged to attend these open houses and speak directly to the forestry representative.



Local fur council meetings can also be one way to meet with representatives from the forestry companies. It is also important for everyone involved in these discussions to keep in touch throughout the year.

## TRAPPING REGULATIONS

Note: This is a summary of regulations that deal with trapping. It is neither a legal document nor a complete collection of the wildlife regulations. It is meant to be a reference only. While every effort has been made to ensure accuracy, some errors or omissions may have occurred. For additional information consult the nearest Manitoba Conservation and Water Stewardship office or telephone 204-945-6784 in Winnipeg or 1-800-214-6497.

For general information on wildlife programs and legislation visit us at [www.manitoba.ca/conservation/wildlife/index.html](http://www.manitoba.ca/conservation/wildlife/index.html)

No person shall:

- 1 Trap, attempt to trap, possess or sell a fur bearing animal without having first obtained a trapper's licence.
- 2 Trap in areas where trapping is not permitted.
- 3 Possess illegally taken fur bearing animals.
- 4 Chase, drive, flush, worry, harass, follow after or search for fur bearing animals from a vehicle. **Note:** The definition of a vehicle is a motor vehicle, trailer, tractor, powerboat, aircraft or any other vehicle drawn, propelled or driven by any means other than human power.
- 5 Remove, disturb, spring or in any way interfere with any trap set out lawfully by any other person for the purpose of taking fur bearing animals.
- 6 Shoot a muskrat, beaver or otter except when they are on land or in a trap.
- 7 Ship raw fur out of the province without first paying the royalties and obtaining an export permit. Contact a local Natural Resource Officer for more information.
- 8 Tan or process raw furs without first paying the royalties on the pelts to be tanned.
- 9 Possess poison, including cyanide guns or parts of cyanide guns, for the purpose of taking fur bearing animals.
- 10 Spear, probe, break or destroy a muskrat house, beaver lodge or beaver dam without authorization from the Minister of Conservation and Water Stewardship. A licensed trapper may probe or open a muskrat house in season for the purpose of trapping providing that it is closed so the water entrance does not freeze.
- 11 Use common snares for taking fur bearing animals and timber wolves except in the Registered Trapline (RTL) Area, Northern Special Trapping District, and for beaver under ice in Open Areas.
- 12 Take black bear on an Open Area trapping licence in Open Areas 1-5. It is permissible to take black bear on either a RTL permit in the RTL Area or on a resident trapping licence in the Northern Special Trapping Area, but only by using a firearm.
- 13 Trap or attempt to trap fur bearing animals within Game Hunting Area 38, Grants Lake Wildlife Management Area (WMA), Oak Hammock WMA, Birds Hill Provincial Park, Beaudry Provincial Heritage Park or Pembina Valley Provincial Park, except under authority of a special permit issued by the minister or a person designated by the minister. Trapping is prohibited in ecological reserves and wildlife refuges. Trapping is allowed in Goose and Game Bird refuges (but not Minnedosa Lake Game Bird Refuge). Some municipalities may also enact by-laws concerning trapping.
- 14 Trap or attempt to trap fur bearing animals on private land or on posted Crown land without first obtaining permission to do so.
- 15 Hold both a RTL permit and an Open Area trapping licence at the same time during the same trapping year, except a landowner who may hold both under certain circumstances.
- 16 Leave trapping devices set after the end of trapping season.
- 17 Trap fur bearing animals using traps with teeth or serrated edges or with hooks.
- 18 Trap fur bearing animals using leghold traps attached to spring poles.
- 19 Trap fur bearing animals using leghold traps set in trees or on poles above ground. The trap used must be a body grip or killing trap. Foot encapsulating traps may be used for raccoons on the ground.
- 20 Trap fur bearing animals using live holding devices unless they are checked at least once every 72 hours.
- 21 Use snares set on land unless they are equipped with a locking device or set in such a manner that the noose is prevented from expanding.
- 22 Take black bear using any device other than a firearm.
- 23 Take black bear while the bear is in its den.
- 24 Take a female black bear with cubs.
- 25 Have in possession a live fur bearing animal unless specifically authorized by permit.
- 26 Buy and/or sell raw fur except under the authority of a Fur Dealer Licence.
- 27 Transfer or use the licence or permit of another person.
- 28 Market the pelt of a marten, fisher or otter taken in the Turtle Mountain Registered Trapline Section unless it has a tag issued by Manitoba Conservation and Water Stewardship affixed to the pelt.
- 29 Possess, sell, attempt to sell or import the bile or gall bladder of a bear.
- 30 Use any trap other than an approved one for beaver, fisher, marten, muskrat, raccoon, and lynx.
- 31 Use an unmodified leghold trap with a jaw spread greater than 23 centimetres (9.06 inches).
- 32 Use a leghold trap to trap beaver, mink, muskrat or river otter unless it is set in such a manner as to restrain and kill the animal underwater.
- 33 Use a leghold trap on land to trap badger, weasels, mink, otter, red squirrel or wolverine.
- 34 Use an unmodified leghold restraining trap to trap bobcat, coyote, timber wolf, or fox.
- 35 Allow any part of the pelt of fur bearing animal, black bears and wolves to be wasted, destroyed, abandoned or allowed to spoil.
- 36 On finding a live a fur bearing animal, or wolf in a trapping device, fail to immediately and humanely kill the animal.

### OTHER REGULATIONS

#### Sunday Trapping

Taking fur bearing animals, timber wolves and black bear is permitted on Sundays, provided:

- the trapper holds a valid trapping licence
- it occurs in an area with a trapping season for that species

#### Trapping and Firearms

Firearms may be used to take fur bearing animals, black bears and timber wolves. However, the use of firearms by trappers is subject to other regulations under *The Wildlife Act*, *The Provincial Parks Act*, local municipal by-laws, and federal acts.

Trappers are advised to check with the municipality in which they plan to trap, as some municipalities have by-laws prohibiting or restricting the discharge of firearms, including on Sundays.

The discharge of a firearm is prohibited from 1/2 hour after sunset to 1/2 hour before sunrise.

No person shall discharge a firearm requiring a centrefire cartridge, muzzleloading firearm or a shotgun using a single projectile from a provincial road, provincial trunk highway, and a public road within a municipality or local government district.

#### Trapping and Firearms Use in Refuges

*The Wildlife Act* of Manitoba designates certain lands as being refuges for wildlife. Depending upon the type of refuge, trapping or the use of firearms may or may not be prohibited. For example:

- A "Wildlife Refuge" protects all species, and all hunting and trapping is prohibited. As well, the discharge of a firearm or the possession of a loaded firearm is prohibited. A Wildlife Refuge can take the form of discrete blocks of land of a few, to many hectares, or can run 300 metres along each side of the centre line of a road such as the Duck Mountain Wildlife Refuge. A wildlife refuge which is designed to run 300 metres on either side of a road should not be confused with firearm discharge restrictions that are set out in Manitoba provincial parks under *The Provincial Parks Act*. Firearm discharge restrictions, in most cases, restrict the discharge of firearms 300 metres on either side of roads or prescribed trails in a provincial park, but do not restrict trapping.
- A "Game Bird Refuge" protects only species of game birds, as identified in *The Wildlife Act*. Trapping is permitted, as well as the use of a firearm for the purposes of trapping. However, in the Minnedosa Lake Game Bird Refuge, trapping is not permitted.
- A "Goose Refuge" protects only geese. Trapping is permitted, as well as the use of a firearm for the purposes of trapping.

Refuges are usually signed and trappers should check with Manitoba Conservation and Water Stewardship to verify boundaries. Director of Surveys Plan showing the exact locations of the boundaries are available at Canada Map Sales at 1007 Century Street

(Winnipeg, Manitoba). You can also call 1-204-945-6666 or toll free at 1-800-627-7226 or visit [www.canadamapsales.com](http://www.canadamapsales.com)

#### Electronic Calls

Electronic calls may be used by licensed trappers to attract coyotes, foxes and wolves during a valid trapping season. Electronic calls may not be used to attract black bears.

#### Dress Requirements for Hunter Orange

The hat must be solid hunter orange except that it may have a crest or logo not exceeding 78 sq. cm (12 sq. in.) provided that it does not completely cover the hunter orange on the side where the crest or logo is affixed. The brim of any head covering does not have to be hunter orange.

The outer garment must consist of not less than 2,580 sq. cm (400 sq. in.) of hunter orange material, above the waist and visible from all sides. Hunter orange body camouflage is legal if the hunter orange portion meets the above requirement. The remaining outer clothing colour is optional.

The definition of trapping under *The Wildlife Act* means the use of a device to physically restrain an animal. When only a firearm is used to harvest the animal, even though it is allowed under the authority of a trapping licence, the activity is considered to be hunting.

Now, people harvesting coyotes and wolves with a firearm under the authority of an Open Area Resident Trapping Licence are required to wear hunter orange only during the General (rifle) Deer Season (November 10 to November 23, 2014). Registered trapline permit holders are exempt from this requirement. Trappers who use a firearm to humanely euthanize an animal caught in a restraining trap are also exempt.

#### Special Permits

A Natural Resource Officer may issue special permits to possess or harvest a fur bearing animal to manage numbers and protect property outside of the normal trapping regulations and seasons. Certain conditions may be attached to the special permit, such as type of device to be used, disposal of pelts, number of animals to be taken, specific location, etc.

#### Accidental Fur Bearing Animal Capture Policy

Occasionally, a fur bearing animal will be taken accidentally ex: outside the open season. A trapper may apply for a Possession of Dead Wild Animal Permit (cost of \$10.00 for a fur bearing animal) from Manitoba Conservation and Water Stewardship as soon as possible after capture. All permits are issued at the discretion of a Natural Resource Officer. All other accidental captures of the same species by the same trapper must be turned over to the nearest Manitoba Conservation and Water Stewardship office and will remain the property of the Crown. The exception is black bear; Open Area trappers are not allowed to keep a black bear taken accidentally (except in Northern Special Trapping Districts).

## FUR BEARING ANIMAL HARVESTS AND VALUES

Trapping is a business operation because a product (fur) is sold. Good record-keeping is important for any business, but with trapline management, it is also important should the trapper want to apply for a registered trapline. Applications are assessed on numerous criteria including a trapper's annual harvest or production. Trappers should keep records and receipts for all pelts sold to verify their harvests. Pelts should be sold in the licence or permit year that they were caught and under the trapper's own licence or permit.

The trapper has several fur marketing options available, where pelts may be:

- sold to a licensed fur dealer
- consigned to a fur auction company
- sold to fur dealers and auction house companies at the Thompson Fur Table (see page 12)
- sold privately; however trappers must provide buyers with their name and licence number and must pay the royalty at a Manitoba Conservation and Water Stewardship office prior to sale
- commercially tanned and resold (royalties are usually paid by the fur dealers or commercial processor)

**Properly preparing furs results in a higher return.**

### Fur Dealers and Processors

It is essential to the management of fur bearing animals that fur dealers and processors continue to regularly submit reports. These reports are audited for compliance to the regulations.

- A Fur Dealer's Licence authorizes the holder, from a place designated in the licence, to buy, sell and trade the castors of beavers and the pelts, skins and hides of black bears, gray (timber) wolves and fur bearing animals taken within the province.

- The *Miscellaneous Licences and Permits Regulation*, MR 53/2007 requires fur dealers to record every transaction on a form provided by the department, include all information required on the form, and record each transaction immediately after it occurs, sequentially by date with no blank spaces between entries. A fur dealer must submit a completed record of transaction form to Manitoba Conservation and Water Stewardship on or before the 10th day after the period covered by the form. When no transactions have occurred in that period, a form marked "No transactions" must be submitted. A "transaction" means a purchase, sale or trade authorized by a fur dealer's licence.
- Processors (tanners and taxidermists) must submit reports on a quarterly basis.

### MANITOBA TRAPPING LICENCES ISSUED

	2009-10	2010-11	2011-12	2012-13	2013-14*
Open Area	6,073	6,484	7,370	7,329	7,163
Registered	1,506	1,500	1,609	1,763	1,700
	7,579	7,984	8,979	9,092	8,863
Included in above:					
TIL	41	89	83	119	102
Youth OA	73	125	135	168	138
Youth RTL	69	59	61	69	62
	<b>183</b>	<b>273</b>	<b>279</b>	<b>356</b>	<b>302</b>

\*as of June 2014

Megan Imrie of Falcon Lake, MB has been an ambassador for the trapping community while representing Canada on the Women's National Biathlon Team. She has participated in events around the world, including the 2010 and 2014 Winter Olympics. She was involved in her father's registered trapline from an early age and would return to become re-inspired between her biathlon endeavours. Megan retired this past spring from competition and is congratulated and thanked for her role in keeping the trapping tradition alive.



## THOMPSON FUR TABLE

The Thompson Fur Table was one of several fur tables initiated in late 1970s by Manitoba Conservation and Water Stewardship delete and Indian and Northern Affairs Canada to provide northern trappers with a unique opportunity to get better prices for their raw pelts. The two-day Table is traditionally held a week or so before Christmas, and has had over 300 trappers attend. It has been the only such event in Canada and is now organized by the Manitoba Trappers Association.

Up to five licensed Manitoba fur dealers gather annually in one hall and inspect each trapper's lot of fur. Each dealer provides a quote for the lot and the trapper selects the best price. In this way, the trapper benefits from the on-site competitive demand for their furs.

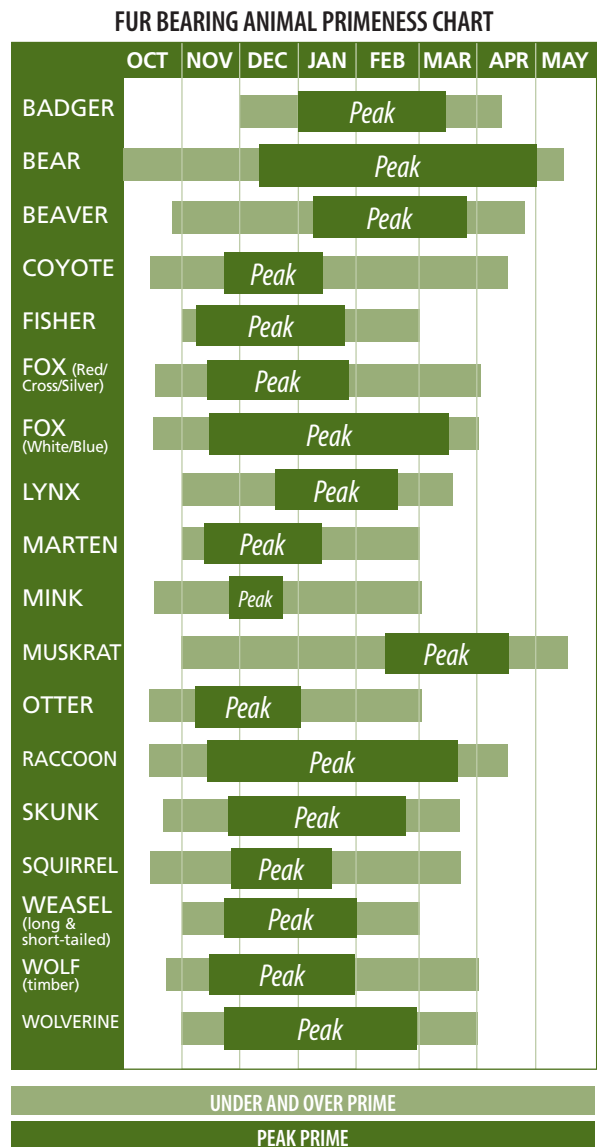
The December timing of the Fur Table also allows families from all over the north to meet with distant friends, learn about new trapping and management techniques, and do some shopping before returning to their communities. Hundreds of thousands of dollars are injected into the local economy.

The 2014 Thompson Fur Table will be held in December (watch for dates TBA). For more information, please contact the Manitoba Trappers Association at 204-345-9107 or mta@mymts.net.

## FUR BEARING ANIMAL PRIMENESS

An important part of setting seasons is to coincide with the time when pelts are prime. In a fully prime pelt, both the guard hairs and the under-fur have reached optimum length and density. On the leather side of the pelt, the hair roots have stopped producing pigment and contract, resulting in a skin that is soft, flexible and creamy white. In an un-prime skin, the under-fur and guard hairs are not fully developed and are at low density. The leather is bluish to black as a result of active pigment production in the hair roots.

**Furs harvested at prime bring better prices. Trappers should harvest fur when it is prime.**



## FUR BEARING ANIMALS TAKEN BY MANITOBA TRAPPERS

	5 year Harvest averages			Annual total	
	1997/98 - 2001/02	2002/03 - 2006/07	2007/08 - 2011/12	2012/13	2013/14*
Badger	128	177	145	125	110
Bear	47	49	33	n/a	139
Beaver	26,277	19,059	8,175	11,110	7,825
Bobcat		19	9	34	19
Coyote	3,032	8,499	4,748	10,232	9,518
Fisher	1,968	1,679	1,593	1,458	1,562
Fox - Red/Cross/Silver	1,887	2,438	2,073	2,959	2,592
Fox - White/Blue	379	175	60	28	209
Lynx	335	924	711	889	648
Marten	20,251	19,472	18,121	26,641	18,319
Mink	5,583	3,928	1,672	2,444	1,980
Muskrat	47,412	20,175	28,582	27,093	11,441
Otter	1,992	2,067	1,038	1,235	743
Raccoon	2,355	2,863	2,927	2,021	1,668
Squirrel	8,413	4,774	1,404	2,879	2,424
Weasel (long- & short-tailed)	2,611	3,787	1,434	4,223	2,872
Wolf	245	309	165	316	205
Wolverine	42	37	52	84	47

\*as of June 30, 2014

## AVERAGE PELT VALUES (\$) OF MANITOBA FUR BEARING ANIMALS

	5 year averages			Annual averages 2012-13	Annual averages 2013-14*
	1997/98 - 2001/02	2002/03 - 2006/07	2007/08 - 2011/12		
Badger	33.76	38.26	39.41	40.12	33.44
Bear	119.87	74.01	64.96	100.88	86.31
Beaver	27.51	24.73	25.54	22.27	18.11
Bobcat	n/a	146.70	138.75	151.93	143.06
Coyote	33.44	45.46	40.44	43.62	87.03
Fisher	37.17	56.57	63.62	76.69	119.64
Fox - Red	22.37	29.89	26.25	34.59	43.77
Fox - White	20.73	21.85	19.57	39.60	51.91
Lynx	80.31	155.02	156.16	139.61	152.16
Marten	44.90	64.14	67.17	79.61	77.80
Mink	18.28	20.71	20.33	20.31	23.68
Muskrat	2.79	3.38	3.36	6.66	10.42
Otter	86.52	143.61	114.30	69.90	72.33
Raccoon	16.86	15.06	16.61	15.96	17.02
Squirrel	1.17	1.07	1.14	0.99	0.08
Ermine	3.39	4.65	4.61	3.45	3.24
Wolf	106.27	121.04	119.66	138.77	255.86
Wolverine	205.10	212.74	216.29	244.63	269.31

\*as of June 30, 2014

## ROYALTY - TOTAL COLLECTED

2009-10	2010-11	2011-12	2012-13	2013-14*
\$34,101	\$35,114	\$52,812	\$51,760	\$37,600

\*as of June 30, 2014

### RIGHTS-BASED HARVESTERS

#### The Rights and Responsibilities of First Nations People Who Trap in Manitoba

*The Natural Resources Transfer Agreement (1930)*, which forms part of *The Constitution Act (1982)*, provides that First Nations people have the right to trap for food:

- at all seasons of the year on all unoccupied Crown lands
- on any other lands to which they may have the right of access

Recognizing the Treaty and Constitutional rights of First Nations people, Manitoba Conservation and Water Stewardship recognizes that status Indian people, when trapping for food or traditional ceremonial purposes on lands where they have a right of access:

- do not require licences
- are not restricted to specific seasons
- are not restricted to limits unless there restrictions that are intended for conservation purposes
- may share the meat and fur with non-status family members living in the same residence
- are not subject to equipment restrictions including those as specified under EU Regulation #3254/91 or more commonly known as the Agreement on International Humane Trapping Standards

#### First Nations people generally have the right of access to trap for food or traditional ceremonial purposes within:

- Indian Reserves, Wildlife Management Areas, Provincial Forests, areas of Provincial Parks where licensed trapping is permitted, unoccupied Crown lands, and other Crown lands where licensed hunting or trapping is permitted
- private land with the permission of the landowner or occupant
- community pastures with the permission of the Pasture Manager

#### No person (status or non-status) may trap within:

- Riding Mountain National Park, Birds Hill Provincial Park, Beaudry Provincial Heritage Park or Pembina Valley Provincial Park
- areas of Provincial Parks closed to all hunting or trapping
- Wildlife Refuges and most Ecological Reserves
- areas closed to all persons for specific conservation purposes

#### Responsibilities

**With these rights come responsibilities such as conservation and safety requirements.** All First Nations trappers have a responsibility to ensure that their actions in taking fur bearing animals do not reduce the sustainability of fur bearing animal populations.

The rights of status Indian people are subject to conservation measures and other restrictions that do not unduly infringe on food harvesting. **First Nation trappers may not:**

- trap protected fur bearing animals for which trapping is prohibited such as wolverine in the open trapping areas of Manitoba
- waste or abandon fur bearing animals
- sell, trade or give away the meat, fur or any other part of fur bearing animals taken under status Indian trapping rights, except that food may be given to another First Nations person
- sell the pelt of a fur bearing animal unless it was caught under the authority of a Trapping Licence and all trapping regulations were followed

#### Safety Requirements

Many safety restrictions contained in resource management legislation apply to all trappers in Manitoba, including First Nations trappers. **No trapper may:**

- use trapping methods that are careless, unsafe or dangerous to any person
- discharge a rifle or shotgun at night where it is dangerous to do so
- hunt from a provincial road or provincial trunk highway or discharge a bow or firearm from such a road or highway, or shoot along or across such a road or highway (including the road allowance) for the purpose of taking a fur bearing animal
- discharge a centrefire rifle, muzzleloading firearm or shotgun using a slug from a public road within a municipality or local government district, or shoot along or across such a road
- carry a loaded firearm in a vehicle or discharge a firearm from a vehicle

#### It is also recommended that all trappers:

- wear hunter orange clothes when trapping during the time of year when there are big game hunters in the same area or where there may be other people using the same area for other purposes
- take a Manitoba Trapper Education course

### Mutual Respect

There are many resource users on the land who are carrying on their traditions. Commercial and other licensed users of wildlife need to understand and respect the constitutionally protected rights of First Nations people. It is equally important for First Nations people to understand and respect the value that other users place on natural resources and their ability to participate in trapping for their purposes under a licence. All users need to work co-operatively towards building a stronger relationship if Manitoba's trapping and hunting heritage is to be preserved.

First Nations trappers are encouraged to carry the federally issued Certificate of Indian Status to help Natural Resource Officers determine that they are entitled to exercise the right to trap for food and ceremonial purposes.

For more detailed information, please contact the nearest Manitoba Conservation and Water Stewardship office. Telephone 204-945-6784 within Winnipeg, 1-800-214-6497 from outside Winnipeg or visit the Conservation website at: [www.manitoba.ca/conservation/firstnations/](http://www.manitoba.ca/conservation/firstnations/)

### Treaty Land Entitlement

Manitoba is working with some First Nations to provide Crown land to fulfill outstanding treaty land entitlement (TLE). Many First Nations have, or are in the process of selecting, lands to fulfill their entitlements and some selections may have an impact on some traplines and trapping activity. The lands selected are eligible to become reserve land under the terms of the TLE Framework Agreement. Once the selected lands are confirmed, the First Nation may request an Exclusive Use Permit (EUP) from the Crown Lands Branch of Manitoba Conservation and Water Stewardship. Once the EUP is issued, First Nations then have the authority to exclude all current and future uses of the permitted land, including trapping activities.

### The Rights and Responsibilities of Metis People Who Trap in Manitoba

Metis people in Manitoba have constitutionally protected aboriginal rights to trap for food and domestic use. This does not include harvesting fur bearing animals for commercial purposes. Manitoba courts have affirmed the existence of Metis natural resource harvesting rights in regions of the province, which requires Manitoba's regulatory regime to recognize the Metis right to harvest. The Manitoba government will continue to work with Metis communities to legally recognize these rights.

As part of this recognition of Metis natural resource harvesting rights, Metis people will be required to continue to follow safety and conservation closures.

Metis trappers who wish to exercise their aboriginal right to harvest fur bearing animals are encouraged to visit the Metis Natural Resource Harvesting webpage at [www.manitoba.ca/conservation/resource\\_harvesting.html](http://www.manitoba.ca/conservation/resource_harvesting.html). As regulations develop, supplemental information will be created and posted on this website.

## WILDLIFE MANAGEMENT

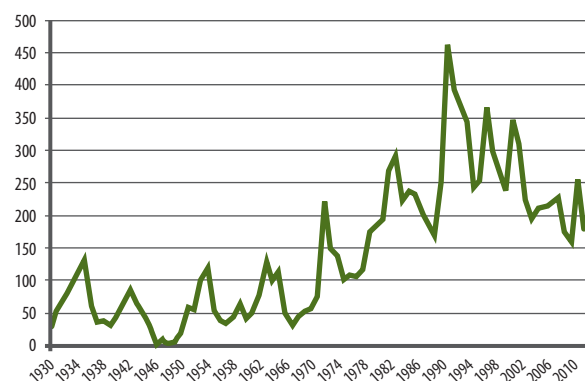
### Fisher

Fisher have been slowly spreading across Manitoba since the 1970s. They were typically found in the boreal forest but their abundance decreased by the first half of the 20th century before the registered trapline system began. Their numbers seemed to increase by the 1970's and more were showing up outside the registered trapping area. Reports from the 1980's, found them near the City of Winnipeg. Using river bottom forests to travel into or onto the prairies, they have now been taken in the Pembina Valley, and been seen near the Turtle Mountains. Fisher were successfully re-introduced into the Riding Mountain National Park from populations in the Central Interlake Region of Manitoba in the mid 1990s.

Fisher use slightly younger forest habitats than their cousin, the American marten, and can find it a little more difficult to travel on snow than the lighter marten. As well, the fisher will drive the marten from its territory. As forests go from middle age to older growth, you may see less fisher and more marten in the area.

Most fisher are now taken in the open trapping areas, largely because there are more trappers there. However, boreal forests in the registered trapping area are still the important core areas from where fisher disperse.

### Number of Fisher Harvested per Manitoba Trapper



## TRAPPING GUIDE

### Human – Wildlife Conflict

Fur bearing animals and some big game species such as black bear and wolves may be taken by property owners in defense of property without either a hunting licence or trappers licence (Sec. 46 of *The Wildlife Act*).

This authorization applies to the land owners only on their own land where the conflict arises. Any other situation requires a separate permit.

These animals must be reported within 10 days to the nearest Manitoba Conservation and Water Stewardship office. Their pelts may not be sold unless under permit. All black bears taken must be surrendered to the department.

### Beaver Management

A new four-year program has been introduced by Manitoba Agriculture, Food and Rural Development (MAFRD) and Agriculture and Agri-Food Canada. The previous Manitoba program, which provided a subsidy to municipalities and some registered trappers, has ended.

The Growing Assurance - Farmland Beaver Damage Control Program provides assistance to producers for the management of beaver conflicts on agricultural lands. Rural Municipalities, Northern Affairs Community Councils and First Nations as well as the Association of Manitoba Community Pastures are eligible to apply for financial assistance for the implementation of appropriate lethal and non-lethal beaver management options on agricultural land.

More details are available from [www.manitoba.ca/agriculture/growing-forward-2/strategic-initiatives/growing-assurance.html](http://www.manitoba.ca/agriculture/growing-forward-2/strategic-initiatives/growing-assurance.html)

### Wolf Management

Manitoba Conservation and Water Stewardship has implemented an incentive program to increase the harvest of wolves to help moose recover in areas where their populations are at low levels. This program started 2011 and is planned to continue for five years, registered trappers, helpers, and fur block holders will be paid a \$250.00 incentive for each wolf harvested in the following game hunting areas (GHAs): Duck Mountain (GHAs 18-18C), Porcupine Mountain (GHAs 13,13A), Swan-Pelican (GHAs 14,14A), Red Deer Lake (GHA 12) and GHA 26. To qualify, registered trappers are required to submit the wolf head or hide, specified biological samples and a completed Declaration Sheet. The hair, muscle and bone samples will be analyzed using a technique known as stable isotope analysis to help managers understand the diet of wolves and in particular, what proportion of the diet is represented by moose. A final report will be available in 2016.

### Predator Management

The Problem Predator Management Program is administered and delivered under agreement with the Manitoba Trappers Association to remove problem predators (fox, coyote and wolf). Sixty-six Manitoba Agriculture Services Corporation (MASC) claims

were actioned in 2013-2014 compared to 37 the previous year. Last year 10 fox, 248 coyotes and 50 wolves were removed under the program.

Members of the Livestock Predation Protection Working Group delivered livestock predation protection workshops last year in six locations: Boissevain, Fisher Branch, La Broquerie, Rosburn, Ste. Rose and Swan River. The workshops were organized and co-chaired by the Manitoba Beef Producers and Conservation and Water Stewardship. The agenda included presentations by the Beef Producers; Manitoba Agriculture, Food and Rural Development; Manitoba Agriculture Services Corporation; Manitoba Trappers Association; and Manitoba Conservation and Water Stewardship. The workshops were well attended by local beef producers, goat and sheep producers, hog producers, turkey producers, trappers, and hunters. The agenda was structured to build capacity at the farm gate by showing producers what they can do themselves to protect their livestock and how to effectively trap and hunt predators, particularly coyotes. It also provided an opportunity for producers to develop a cooperative relationship with local hunters and trappers.

### MANITOBA TRAPPERS ASSOCIATION PREDATOR REMOVAL SUMMARY

Year	Requests for Service	Foxes	Coyotes	Wolves	Total Predators
2007-08	78	21	178	30	229
2008-09	89	17	300	55	372
2009-10	81	12	320	43	375
2010-11	73	11	352	33	396
2011-12	58	0	147	14	161
2012-13	37	3	119	11	133
2013-14	45	8	166	41	215

### Other Programs

- Manitoba Conservation and Water Stewardship and the Manitoba Trappers Association continued to partner on trapper education programs, with over 430 students passing the mandatory trapper education exam in 2013-2014.
- Manitoba Conservation and Water Stewardship continued to review the Fur Bearer Management Policy with staff and the stakeholders, including the Manitoba Trappers Association.

Over the next year, Manitoba Conservation and Water Stewardship will:

- offer workshops and work with other agencies to assist and educate trappers and producers on predator management
- work with the Fur Institute of Canada and the other provinces and territories to harmonize implementation of the Agreement on International Humane Trapping Standards
- update the Mandatory Trapper Educational Manual



## FUR BEARING ANIMAL DISEASES

Fur bearing animals may carry parasites and diseases such as rabies, tularemia, hantavirus, giardia (commonly known as beaver fever), and raccoon roundworm that can be transmitted to humans. Trappers should take precautions, including immunizations against rabies. Please consult your family doctor or public health unit about immunization against rabies.

Canine distemper is not transmissible to humans, but this viral disease is often fatal to raccoons. This disease is now well-established in the raccoon population of Winnipeg and surrounding areas and likely reduced their numbers in 2012. It can also be passed onto dogs and cats. Infected raccoons appear lethargic and have a runny nose and eyes; they are easily approached, but will still get vicious if cornered.

When a trapper encounters diseased animals, it is recommended the animals be handled with good quality rubber gloves. The animal carcasses should then be sealed in strong plastic bags and taken to the nearest Manitoba Conservation and Water Stewardship office as soon as possible.

### *What should be done if a person has been exposed to a suspect animal?*


If a biting incident involving a suspected rabid animal has occurred, immediately wash the wound or exposed surface with soap and water. Seek medical attention. For more information or advice, contact your nearest public health office or facility, or call Health Links-Info Santé (7 days a week, 24 hours a day) at 204-788-8200 (in Winnipeg) or 1-888-315-9257 (outside of Winnipeg).

To report a potential human exposure to an animal suspected of having rabies, the affected person should contact Health Links-Info Santé at: 204-788-8200 in Winnipeg or toll-free 1-888-315-9257 (outside of Winnipeg) or a Health Care provider.

### *What should I do if I think an animal is rabid?*

To report an incident where a wild or domestic animal is suspected to be rabid, or you would like more information on rabies, the animal owner/ witness should contact Manitoba Agriculture, Food and Rural Development (MAFRD) at 204-470-1108.

## CO-OPERATING ORGANIZATIONS



### **Manitoba Trappers Association**

The Manitoba Trappers Association (MTA) represents the interests of all trappers. Your involvement is important, and MTA gives provincial focus to trappers' concerns. The association needs committed members and the department encourages all trappers to become active in their local affairs through a Local Fur Council (LFC). LFCs can play a vital role by bringing forward local concerns to the department. LFCs can, with the department, review applications for vacant registered traplines to ensure local traditions are taken into consideration during the review process.

#### *For more information, please contact:*

Manitoba Trappers Association  
Box 518  
Lac du Bonnet, MB R0E 1A0  
Telephone: 204-345-9107 • Fax: 204-345-9170  
Website: [www.manitobatrappers.com](http://www.manitobatrappers.com)

### **Fur Institute of Canada**

The Fur Institute of Canada (FIC) is a non-profit organization supported by all sectors of the fur industry, including trappers, to promote the sustainable and wise use of Canada's fur resources.



Since it was incorporated in 1983 with Manitoba as a charter member, FIC has:

- co-ordinated efforts of government, industry, and trappers in lobbying to keep our fur markets open to the European Union, through the Agreement on International Humane Trapping Standards
- taken the lead in the most advanced humane trap development and testing program in the world
- provided various educational and conservation resources to its members and the public, both here at home and abroad

The trap research program has resulted in many traps being approved and certified as meeting the AIHTS. A complete list of the traps certified as meeting the standards is identified on page 19 of this guide.

#### *For more information, please contact:*

The Fur Institute of Canada  
Suite 701-331 Cooper Street, Ottawa, ON K2P 0G5  
Telephone: 613-231-7099 • Fax: 613-231-7940  
Website: [www.fur.ca](http://www.fur.ca)

## HUMANE TRAPPING

Humane trapping is the taking of fur bearing animals with the least amount of stress to the animal. **Trappers should select the most humane and efficient method possible to capture fur bearing animals.**

Canada has the most humane trapping methods in the world. To ensure continued markets for our wild-caught fur, Canada, Russia and the European Union (EU) signed the *Agreement on International Humane Trapping Standards (AIHTS)*. It sets performance standards for traps. These factors have kept trapping an acceptable and legitimate profession to the general public.

The complete agreement can be viewed on our website at [www.manitoba.ca/conservation/wildlife/trapping/index.html](http://www.manitoba.ca/conservation/wildlife/trapping/index.html)

**Manitoba regulations are meeting** our obligations to the AIHTS.

### What AIHTS means for Manitoba trappers

**1 AIHTS applies to almost all fur bearing animals** trapped and those trappers who trap for commercial purposes in Manitoba (see Summary charts in English, Ojibwe and Cree; pages 22, 23 and 24).

#### **2 Leghold Restraining Trap:**

- **Modified versions include the padded, laminated and offset leghold restraining traps.**
- Manitoba wildlife regulations **prohibit the use of all types of unmodified leghold traps on land** (see Summary charts on pages 22, 23 and 24).
- All types, when used in a drowning set, will be allowed until otherwise replaced according to species.
- **Leghold Power Snare is not included** in the definition of a leghold trap, but is **prohibited** for black bear in all areas.



#### **3 Neck Snares:**

- **Power and Common Suspended:** Cannot be used for black bear, but can be used under ice for beaver and in RTLs and the Northern Special Trapping Area. (See page 22, 23 and 24.)
- **Common Suspended:** Trappers cannot use this snare to take any fur bearing animal or wolf in Open Area Zones 1-5, except under ice for beaver.
- Ensure snares are properly set. See page 26.

**4 Body Grip Traps:** Conibear-type, rotating-jaw traps that are currently being used will start to be replaced with certified ones according to species.

**5** Only those traps meeting AIHTS requirements will be allowed. If no traps are found to meet the standard, use of existing traps will be allowed while research continues.

**6** The requirements for a killing trap to meet the standard are the following:

*In a compound test, the trap must render 80 per cent (10 of 12) of animals tested irreversibly unconscious within a time limit of:*

- 45 seconds for weasel
- 120 seconds for marten
- 300 seconds for all other species named in the AIHTS.



Certified trap models are given exclusive identification letters that manufacturers will have to mark on traps they manufacture in 2007 and beyond. Trappers may still legally use these same **trap models** after the implementation of the AIHTS (2007), regardless of whether they bear this mark.

This list will be updated as additional traps are certified. Please consult Manitoba Conservation and Water Stewardship on page 28, the Manitoba Trappers Association (page 17) or the Fur Institute of Canada (page 17).

**Phase 1: Certified Traps regulated for trapping the following species:**

SPECIES	KILLING TRAPS - CERTIFIED TRAPS REGULATED FOR USE		
Beaver (on land and underwater)	Bélisle Classic 330 Bélisle Super X 280 Bélisle Super X 330 BMI 280 Body Gripper BMI 330 Body Gripper BMI BT 300 Bridger 330 Duke 330	LDL C280 LDL C280 Magnum LDL C330 LDL C330 Magnum Rudy 280 Rudy 330 Sauvageau 1000-11F Sauvageau 2001-8	Sauvageau 2001-11 Sauvageau 2001-12 Species-Specific 330 Dislocator Half-Magnum Species-Specific 440 Dislocator Half-Magnum Woodstream Oneida Victor Conibear 280 Woodstream Oneida Victor Conibear 330
Fisher	Bélisle Super X 120 Bélisle Super X 160 Bélisle Super X 220 Koro #2	LDL C160 Magnum LDL C220 Magnum Rudy 120 Magnum Rudy 160 Plus Rudy 220 Plus	Sauvageau 2001-5 Sauvageau 2001-6 Sauvageau 2001-7 Sauvageau 2001-8
Marten <i>Martes americana</i> <i>Martes martes</i> <i>Martes zibellina</i>	Bélisle Super X 120 Bélisle Super X 160 BMI 126 Magnum Body Gripper Koro #1 LDL B120 Magnum	LDL C160 Magnum Rudy 120 Magnum Rudy 160 Plus Sauvageau 2001-5 Sauvageau 2001-6	Sauvageau C120 Magnum Woodstream Oneida Victor Northwoods 155 KP 120 (Russia) Kleiner Schwanenhais (Germany) Eiabzugseisen (Germany)
Muskrat (on land)	Bélisle Super X 110 Bélisle Super X 120 BMI 120 Body Gripper BMI 120 Magnum Body Gripper BMI 126 Magnum Body Gripper Bridger 120 Duke 120 Duke 120	Koro Muskrat LDL B120 LDL B120 Magnum Ouell 411-180 Ouell RM Rudy 110 Rudy 120 Rudy 120 Magnum	Sauvageau C120 "Reverse Bend" Sauvageau C120 Magnum Sauvageau 2001-5 Triple M Woodstream Oneida Victor Conibear 110 Woodstream Oneida Victor Conibear 120
Muskrat (underwater)	Any jaw type trap (body gripping or leghold) set as a submersion set that exerts clamping force on a muskrat and that maintains a muskrat underwater		
Raccoon	Bélisle Classic 220 Bélisle Super X 160 Bélisle Super X 220 Bélisle Super X 280 BMI 160 Body Gripper BMI 220 Body Gripper BMI 280 Body Gripper BMI 280 Magnum Body Gripper Bridger 160 Bridger 220	Duke 160 Duke 220 Koro #2 LDL C160 LDL C160 Magnum LDL C 220 LDL C 280 Magnum Woodstream Oneida Victor Northwoods 155 Rudy 160 Rudy 160 Plus	Rudy 220 Rudy 220 Plus Sauvageau 2001-6 Sauvageau 2001-7 Sauvageau 2001-8 Species-Specific 220 Dislocator Half Magnum Woodstream Oneida Victor Conibear 160 Woodstream Oneida Victor Conibear 220

SPECIES	LEGHOLD RESTRAINING TRAPS - CERTIFIED TRAPS REGULATED FOR USE		
Lynx	Bélisle Footsnare #6 Bélisle Sélectif Oneida Victor #3 Soft Catch equipped with 4 coil springs	Oneida Victor #3 Soft Catch equipped with 2 coil springs	Oneida Victor #3 equipped with a minimum of 8mm thick, non-offset steel jaws, 4 coil springs and an anchoring swivel centre mounted on a base plate

## TRAPPING GUIDE

### Phase 2 - Year of Implementation to be Determined - Certified Traps to be regulated later for trapping the following species:

Although the traps listed in Phase 2 are certified for the following species and trap categories, the year of entry into force of the obligation to use only AIHTS Certified traps **has not yet been determined**. This date, which could vary from one species to another, will be known at least three years in advance.

Until then, traps that are currently legally permitted can still be used.

Check with Manitoba Conservation and Water Stewardship for regulations related to trap uses applicable in your trapping area.

### Killing Traps

SPECIES	TRAPS CERTIFIED BUT NOT YET MANDATORY FOR USE		
Lynx (mandatory in 2015)	Bélisle Super X 280 Bélisle Super X 330 BMI 220 Body Gripper BMI 220 Magnum Body Gripper BMI 280 Body Gripper	BMI 280 Magnum Body Gripper Bridger 220 LDL C220 LDL C220 Magnum LDL C280 Magnum	Rudy 330 Sauvageau 2001-8 Sauvageau 2001-11 Woodstream Oneida VictorConibear 330
Weasel (mandatory in 2015)	Bélisle Super X 110 Bélisle Super X 120 BMI 120 Magnum Body Gripper BMI 126 Magnum Body Gripper BMI 60 Bridger 120 Koro Muskrat	Koro Rodent Trap LDL B120 Magnum Ouell 3-10 Ouell 4-11-180 Ouell RM Rudy 120 Magnum Sauvageau 2001-5	Sauvageau C120 Magnum Sauvageau C120 Reverse Bend Triple M Victor Rat Trap Woodstream Oneida Victor Conibear 110 Woodstream Oneida Victor Conibear 120
Otter (underwater) (mandatory in 2016)	Bélisle Super X220 Bélisle Super X280 Bélisle Super X330 LDL C220 Magnum LDL C220	LDL C280 Magnum Rudy 220 Plus Rudy 280 Rudy 330 Sauvageau 2001-8	Sauvageau 2001-12 Sauvageau 2001-11 Woodstream Oneida Victor Conibear 220 Woodstream Oneida Victor Conibear 280 Woodstream Oneida Victor Conibear 330
Bobcat, Badger	No killing trap certified to date		


**Restraining Traps** Implementation to be Determined

SPECIES	TRAPS CERTIFIED BUT NOT YET MANDATORY FOR USE	
Coyote	<p>Bélisle Footsnare #6</p> <p>Bélisle Sélectif</p> <p>Bridger #3 equipped with 5/16- inch offset, double rounded steel jaw laminations (3/16-inch topside of jaw and 1/4-inch on underside ofjaws), with 4 coil springs and an anchoring swivel centre mounted on a base plate</p> <p>Oneida Victor #1.5 Soft Catch equipped with 2 coil springs</p> <p>Oneida Victor #1.5 Soft Catch equipped with 4 coil springs</p> <p>Oneida Victor #3 Soft Catch equipped with 2 coil springs</p>	<p>Oneida Victor #3 Soft Catch equipped with 2 coil springs</p> <p>Oneida Victor #1.75 equipped with 3/16-inch offset, doubled rounded steel jaw laminations (3/16-inch on topside of jaw and 1/4-inch on underside of jaws), and with 4 coil springs</p> <p>Oneida Victor #3 equipped with 3/16-inch offset, doubled rounded steel jaw laminations (3/16-inch on topside of jaw and 1/4-inch on underside of jaws), and with 2 coil springs</p> <p>Oneida Victor #3 equipped with 3/16-inch offset, doubled rounded steel jaw laminations (3/16-inch on topside of jaw and 1/4-inch on underside of jaws), and with 4 coil springs</p>
Wolf	<p>Bélisle Footsnare #8</p> <p>Bridger Alaskan #5 Offset and Laminated Jaws</p> <p>Bridger Alaskan #5 Rubber Jaws</p> <p>Livestock Protection EZ Grip #7</p>	<p>MB 750 Alaskan OS (3/8')</p> <p>Rudy Red Wolf 4 ½</p> <p>Oneida Victor Softcatch #3 equipped with 4 coil springs and 8mm thick base plate with centre mounted anchoring swivel</p>
Bobcat	<p>Bélisle Footsnare #6</p> <p>Belisle Selectif</p> <p>Oneida Victor #1.5 Soft Catch equipped with 4 coil springs</p> <p>Oneida Victor #1.75, Offset, Laminated jaws equipped with 2 coil springs</p>	<p>Oneida Victor #3 Soft Catch equipped with 2 coil springs</p> <p>Oneida Victor #3 Soft Catch equipped with 4 coil springs</p> <p>Oneida Victor #3, Offset, Laminated jaws equipped with 2 coil springs</p>
Raccoon	<p>Duffer</p> <p>Duke DP Coon Trap</p> <p>Ramconct DURA-POLY Box Trap</p> <p>Havahart 1079</p> <p>Havahart 1081</p> <p>Havahart 1085</p>	<p>Egg Trap</p> <p>Lil' Grizz Get'rz</p> <p>Tomahawk 108</p> <p>Tomahawk 108.5</p> <p>Tomahawk 608</p> <p>Tomahawk 608.5</p>

SPECIES	NOT LISTED UNDER THE AGREEMENT	
Red Fox (cross and silver included)	<p>Bélisle Sélectif</p> <p>Bélisle Footsnare #6</p>	<p>BMI #2 Cushion Catch with 2 coil springs</p> <p>Oneida Victor #1.5 Soft Catch® equipped with 2 coil springs</p>
Mink (underwater)	Any jaw-type (body-gripping or leg-hold) that exerts a clamping force on a muskrat and maintains the animal underwater	

# TRAPPING GUIDE

## SUMMARY OF USES OF LEGHOLD TRAPS AND SNARE DEVICES IN MANITOBA (examples of various devices shown)



SPECIES	UNMODIFIED LEGHOLD RESTRAINING TRAP	MODIFIED LEGHOLD TRAP	COMMON SUSPENDED SNARE	POWER SNARE	LEGHOLD POWER SNARE
<b>BADGER</b>	Prohibited	Prohibited	RTL Zones Only*	Allowed*	Allowed*
<b>BEAVER</b>	Drowning set only*	Drowning set only*	RTL Zones & Drowning Set in Open Zones*	Allowed*	Allowed*
<b>BLACK BEAR</b>	Prohibited	Prohibited	Prohibited	Prohibited	Prohibited
<b>BOBCAT</b>	Prohibited	Allowed*	RTL Zones Only*	Allowed*	Allowed*
<b>COYOTE</b>	Prohibited	Allowed*	RTL Zones Only*	Allowed*	Allowed*
<b>FISHER</b>	Prohibited	Prohibited	RTL Zones Only*	Allowed*	Allowed*
<b>FOX (ALL)</b>	Prohibited	Allowed	RTL Zones Only*	Allowed*	Allowed*
<b>LYNX</b>	Prohibited	Allowed*	RTL Zones Only*	Allowed*	Allowed*
<b>MARTEN</b>	Prohibited	Prohibited	RTL Zones Only*	Allowed*	Allowed*
<b>MINK</b>	Drowning set only*	Drowning set only*	RTL Zones Only*	Allowed*	Allowed*
<b>MUSKRAT</b>	Drowning set only*	Drowning set only*	RTL Zones Only*	Allowed*	Allowed*
<b>OTTER</b>	Drowning set only*	Drowning set only*	RTL Zones Only*	Allowed*	Allowed*
<b>RACCOON</b>	Prohibited	Prohibited	RTL Zones Only*	Allowed*	Allowed*
<b>RED SQUIRREL</b>	Prohibited	Prohibited	RTL Zones Only*	Allowed*	Allowed*
<b>TIMBER WOLF</b>	Prohibited	Allowed*	RTL Zones Only*	Allowed*	Allowed*
<b>WEASELS</b> (Long & Short-tailed)	Prohibited	Prohibited	RTL Zones Only*	Allowed*	Allowed*
<b>WOLVERINE</b>	Prohibited	Prohibited	RTL Zones Only*	Allowed*	Allowed*

*\*Examples only of modified leghold traps available commercially.*







*Refer to the "Trapping Regulations" section (page 9) of this guide for additional conditions of use and consult with your nearest Natural Resource Officer for additional information respecting trapping regulations.*



# TRAPPING GUIDE

## HUMAN TRAPPING – CREE

Δ·CL9Δ·² ∇ Δᵀ <<Cᵀ <σba <b· abba Δᵀ

					
∩Λ·b³ <C⁺	ε∩ Λ<Λⁿd <σb³	Δᵀᵀ Λ<Λⁿd <σb³	ε∩ab³	∇·<b·b³	---
ΓⁿCεⁿ	εL·-	εL·-	∇∇ <σ⁹ⁿba` >d	∇∇	---
<Γⁿ	∇∇ σⁿC<∇·Δ·² >d	∇∇ σⁿC<∇·Δ·² >d	∇∇ <σ⁹ⁿba` σⁿC<∇·Δ·² ᵑᵀ<· b Δᵀᵀ <ⁿᵀUσbUⁿ	∇∇	---
bΔU<ⁿb·	εL·-	∇∇	εL·-	εL·-	εL·-
Λᵀᵀ	εL·-	∇∇	∇∇ <σ⁹ⁿba` >d	∇∇	---
<ΛⁿCΔbσⁿ	εL·-	εL·-	∇∇ <σ⁹ⁿba` >d	∇∇	---
Δᵀᵀ	εL·-	εL·-	∇∇ <σ⁹ⁿba` >d	∇∇	---
Lᵑᵀᵀ	εL·-	∇∇	∇∇ <σ⁹ⁿba` >d	∇∇	---
(Lynx) Λᵀᵀ	εL·-	∇∇	∇∇ <σ⁹ⁿba` >d	∇∇	---
<ΛⁿC²	εL·-	εL·-	∇∇ <σ⁹ⁿba` >d	∇∇	---
ᵑᵑᵀᵀ	∇∇ σⁿC<∇·Δ·² >d	∇∇ σⁿC<∇·Δ·² >d	∇∇ <σ⁹ⁿba` >d	∇∇	---
<L·ⁿ	∇∇ σⁿC<∇·Δ·² >d	∇∇ σⁿC<∇·Δ·² >d	∇∇ <σ⁹ⁿba` >d	∇∇	---
Δᵀᵀ	∇∇ σⁿC<∇·Δ·² >d	∇∇ σⁿC<∇·Δ·² >d	∇∇ <σ⁹ⁿba` >d	∇∇	---
Δ·σ·ΛU	εL·-	εL·-	∇∇ <σ⁹ⁿba` >d	∇∇	---
<σb·Lⁿ	εL·-	εL·-	∇∇ <σ⁹ⁿba` >d	∇∇	---
ΓⁿCΔb³	εL·-	∇∇	∇∇ <σ⁹ⁿba` >d	∇∇	---
ᵀᵀᵀᵀ	εL·-	εL·-	∇∇ <σ⁹ⁿba` >d	∇∇	---
Δᵀᵀb·ᵑᵑ	εL·-	εL·-	∇∇ <σ⁹ⁿba` >d	∇∇	---
Δᵀᵀεᵀᵀ Δᵀᵀεᵀᵀ	εL·-	εL·-	∇∇ <σ⁹ⁿba` >d	∇∇	---

\*Examples only of modified leghold traps available commercially.

*Kinawapahta éyinánéw masinahikanékin ita ká wíhtamákek waníkewi wanasiwéwin, akwa mína kakwécim okanawahtayéw kisáspin awasimé ki wi kiskénihén.*

ᵑa·<<C ∇ᵑa·ᵀ Lᵀᵀa·Δb·ᵀᵀᵀ ΔC b Δ·CLᵑ` <ᵀdΔ· <εᵀᵀ∇·Δ·² <b· Γa bᵑᵀᵀᵀ Δba·<Cε· <<ᵀᵀᵀ ᵑΔ· ᵑⁿᵑσU·\*



## THE REGISTERED TRAPLINE SYSTEM AND THE LINEHOLDER

### What is a “RTL”?

The Registered Trapline (RTL) System is a commercial fur-harvest management system whereby a person, the “lineholder,” is granted the exclusive opportunity to harvest (trap) fur bearing animals in a certain area, the “RTL.” The system ensures sustainable fur bearing animal populations by controlling the number of trappers in that area and recognizes the lineholder as the steward of the resource. Some RTL sections are called “blocks,” where no individual lines exist and all eligible community members may trap within the block.

### Why is it important?

By the 1940s, trapping was out of control in northern Manitoba and fur bearing animal numbers, especially beaver, had been badly depleted. They were being high-graded. Part of the reason was the large influx of new people into the north with the building of the rail line to Churchill.

More tragically, local people (mostly First Nations) who had been trapping on the land for generations saw their traditional livelihoods threatened. At the request of the communities, Manitoba and Canada created the RTL system to allow local people to continue trapping on their traditional lands and at the same time recognize them as the stewards of their traplines. From the original RTLs created around the communities of Thicket Portage and Pikwitonei, the system grew to a total of 46 community-based “sections” each with a varying number of individual lines.

### Why is it even more important today?

When an RTL section was created by the Chief and Council of the First Nations and their respective trappers themselves, it usually also represented the traditional lands used by a community and defined those boundaries legally for the first time. These boundaries now form the basis for many major land-use projects around those communities (such as the Northern Flood Agreement management areas, the Poplar-Nanowin Rivers Park Reserve, and Wabanong Nakaygum Okimawin communities). However, this system also confined people to specific geographic areas and in some instances this was not the traditional method of trapping of the community.

RTL trappers themselves are often the best sources of information (traditional knowledge), as they are on the land more often than are most other people. It comes at a time when this information is constantly needed to track not just fur bearing animals, but big game and the health of land or habitats.

### How can I get an RTL line?

Lines cannot be sold, inherited, or handed down. Under the terms of the current Policy they are awarded through competitions held in co-operation between the local trapping organization and Manitoba Conservation and Water Stewardship. Decisions are made through a scoring process, whereby a varying number of points are given to applicants based, among other things, on:

- family relationship to the previous lineholder
- their recent fur harvest history with that trapline or one in the same section, as verified by royalties paid and sales receipts
- their residency in relationship to the trapline being allocated

The process maintains a balance by recognizing that local residents have preferential access to RTL lines, but also by being flexible in allowing trappers from other communities an opportunity to compete for a line.

### What does it mean to be an RTL lineholder?

Allocation of an RTL line is a significant event. When you are a lineholder, you have the exclusive opportunity to:

- harvest the fur resource on that line for commercial fur-harvesting purposes
- establish a cabin in most cases on your line for trapping purposes
- have a helper to assist you in your efforts
- manage a valuable natural resource

### What are the lineholder’s obligations?

Some RTL lines are in great demand, and it is unfair to others if a lineholder is not exercising the privilege that they have been given.

Lines can be re-allocated for the following reasons:

- a) The lineholder has been totally inactive without just cause for two consecutive years.
- b) The lineholder notifies the department, in writing, that he/she intends to give up his/her trapping privileges.
- c) The lineholder fails to renew his/her RTL permit without just cause.
- d) The lineholder dies.

Lineholders have responsibilities that include:

- using the resource that has been allocated
- ensuring that your actions do not jeopardize fur bearing animal populations
- updating traps according to the latest certified humane standards
- upgrading your trapping techniques to maximize your pelt value
- voicing your opinions and concerns to your local organization and to Manitoba Conservation and Water Stewardship
- ensuring any improvements such as cabins have the proper permits

## TRAPPING GUIDE

### What kind of cabin can be built?

A lineholder can build a main cabin and a certain number of line cabins, depending upon the location and size of their line. All lineholders are bound by the regulations set out in *The Wildlife Act* and other acts. Permits are required for cabins and are issued only in the name of the lineholder.

### Record keeping and the RTL

All trappers should keep annual records of their activity through the trapping season, including when and where sets are placed, the dates and locations of where animals were caught, and when improvements are done on the line.

Records are an important tool in trapline management. Trappers can assess the relative abundance of animals over the years and judge when to "leave" an area for a season. Your own records will verify your activity on a line should you be eligible for compensation for disaster or mitigation programs. Records will also confirm that you are actually exercising the privilege of having a trapline.

When a trapper no longer holds an RTL line, permission to have the cabin ends and the trapper has no legal right to keep it in place.

Incoming lineholders are under no obligation to buy any improvements on the line, such as a cabin. As such, a trapping cabin should be built at low cost with the thought in mind that, if an incoming lineholder does not want to purchase it, the cabin can be removed.

The ability to erect a trapper cabin is a unique privilege afforded only to the lineholders. Use of a trapping cabin for purposes other than trapping, (for example, outfitting) is not allowed without prior approval.

### How do I learn more about the RTL System?

Administration of the RTL System is set out through *The Wildlife Act* of Manitoba and its regulations, and through the Fur Bearer Management Policy. Copies are available from any Manitoba Conservation and Water Stewardship office. The Policy sets out guidelines and procedures for all trapping activities in Manitoba.

### Fur Bearer Policy Review

The department undertook a public review in 2010 of proposed changes to the current policy. Regional meetings were held in Powerview, The Pas, Roblin, Swan River, and Thompson. Additional meetings were held by several other communities at their request.

A summary of "What You Told Us" is available from Wildlife Branch. Communities and groups are invited to submit their comments on fur bearer management. A revised draft of the policy will be developed for review by trapper's organizations and participants.

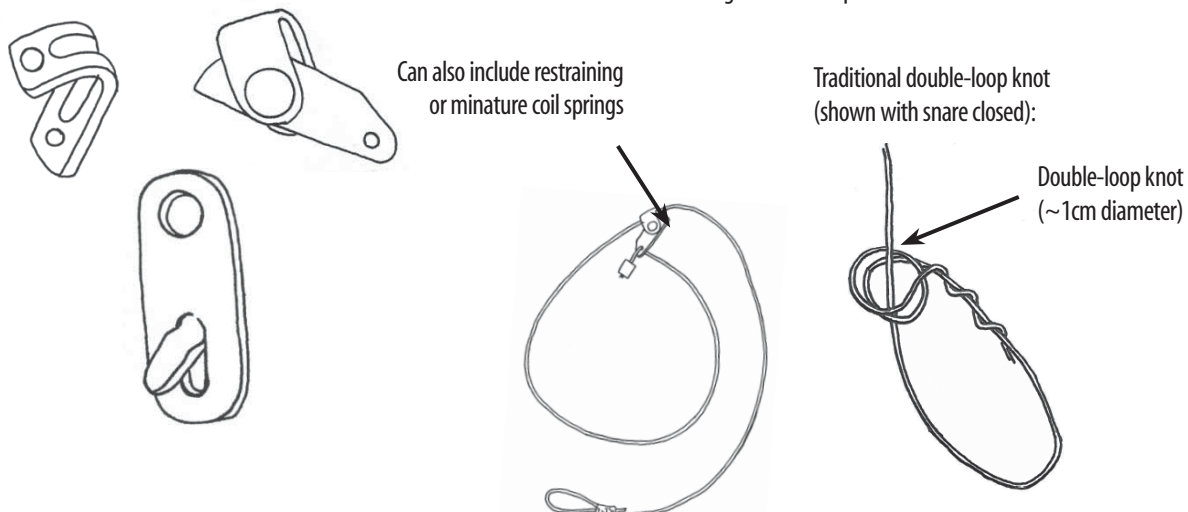
## COMMON AND POWER SNARE USE

Trappers must set common hanging snares in such a manner that the snare cannot come loose once deployed by the target animal. Mechanical locks and spring-assisted devices (see below) are the best and inexpensive methods. The traditional narrow double-loop knot can be used in snares, but can come loose. If loose, you can be charged with improper snare use.

Common snares are allowed on land only in the Registered Trapping Area, the Northern Special Trapping Area and only under ice for beaver in the Open Trapping areas.

Power snares allowed in all areas are defined as: snares which are immediately drawn closed by the force exerted by a torsion spring with a leg no less than 30 centimetres in length or by a lever-and-coil spring system in which the spring is no less than 25 centimetres in length.

Locking Device Examples:



## BEST TRAPPING PRACTICES

Trappers should always strive to achieve the greatest degree of humaneness in their practices. Such actions show respect for the animal being taken and that trappers operate in the most professional manner.

Canada is the world leader in the use of humane traps and trapping techniques. Traps are tested through the Fur Institute of Canada and the Alberta Innovates facility at Vegreville.

While a trap may be tested and approved as meeting International Humane Trapping Standards, that approval also depends upon how the trap was set before being fired. When set properly, the device will result in a humane catch.

A series of “Best Trapping Practices” was developed by the Quebec government and Fédération des Trappeurs Gestionnaires du Québec, inspired by the results of trap testing by Fur Institute of Canada. These Best Trapping Practices are being shared across Canada to further the education of professional trappers.

The Best Trapping Practices identifies how a trap should be set for numerous species so that a humane capture can be achieved. Devices include rotating jaw traps, leghold traps, and some newer technologies.

The Best Trapping Practices booklet can be downloaded from [www.mddelcc.gouv.qc.ca/faune/publications/trapping/trapping-practices.pdf](http://www.mddelcc.gouv.qc.ca/faune/publications/trapping/trapping-practices.pdf) (19 MB) or from [www.fur.ca/files/Best%20Trapping%20Practices.pdf](http://www.fur.ca/files/Best%20Trapping%20Practices.pdf)



## **Manitoba Conservation and Water Stewardship Offices**

### **CENTRAL REGION**

**Ashern** – Box 410, ROC 0E0 • 768-2368  
**Gimli** – Box 6000, ROC 1B0 • 642-6070  
**Grand Beach** – Box 220, ROE 0T0 • 754-5040  
**Gypsumville** – Box 9, ROC 1J0 • 659-5208  
**Hodgson** – Box 119, ROC 1N0 • 372-6296  
**Lundar** – Box 10, ROC 1Y0 • 762-5229  
**Manitou** – Box 10, ROG 1G0 • 242-2950  
**Portage la Prairie** – 25 Tupper St. N, R1N 3K1 • 239-3204  
**Riverton** – Box 70, ROC 2R0 • 378-2261  
**Selkirk** – 1 Keystone Drive, R1A 2H5 • 785-5080  
**Winnipeg** – Box 30, 200 Saulteaux Cres., R3J 3W3 • 945-7257  
**Winnipeg Beach** – Box 388, ROC 3G0 • 389-2752

### **EASTERN REGION**

**Beausejour** – Box 50, 20 First St. S., ROE 0C0 • 268-6184  
**Bissett** – Box 108, ROE 0J0 • 277-5212  
**Falcon Lake** – Box 40, ROE 0N0 • 349-2201  
**Lac du Bonnet** – Box 850, ROE 1A0 • 345-1400  
**Lake Winnipeg East** – Box 850, Lac du Bonnet, ROE 1A0 • 345-1407  
**Pine Falls** – Box 389, ROE 1M0 • 367-6130  
**Rennie** – Box 130, ROE 1R0 • 369-3153  
**Seven Sisters** – Box 9, ROE 1Y0 • 348-4004  
**Sprague** – Box 70, ROA 1Z0 • 437-2348  
**Steinbach** – Unit B – 284 Reimer Ave, R5G 0R5 • 346-6110

### **NORTHEAST REGION**

**Churchill** – Box 760, ROB 0E0 • 675-8897  
**Cross Lake** – Box 119, Cross Lake, ROB 0J0 • 676-2193  
**Gillam** – Box 429, ROB 0L0 • 652-2273  
**Gods Lake Narrows** – General Delivery, ROB 0M0 • 335-2366  
**Island Lake** – Box 69, Stevenson Island, ROB 2H0 • 456-2362  
**Leaf Rapids** – Box 430, ROB 1W0 • 473-8133  
**Lynn Lake** – Box 239, ROB 0W0 • 356-2413  
**Norway House** – Box 100, ROB 1B0 • 359-6877  
**Oxford House** – Box 262, ROB 1C0 • 538-2248  
**Pukatawagan** – Box 22, ROB 1G0 • 553-2091  
**South Indian Lake** – General Delivery, ROB 1N0 • 374-2203  
**Split Lake** – General Delivery, ROB 1P0 • 342-2291  
**Thompson** – Box 28, 59 Elizabeth Dr., R8N 1X4 • 677-6640  
**Wabowden** – Box 40, ROB 1S0 • 689-2688

### **NORTHWEST REGION**

**Cranberry Portage** – Box 130, ROB 0H0 • 472-3331  
**Flin Flon** – Rm. 203 Prov. Bldg., 143 Main St., R8A 1K2 • 687-1640  
**Grand Rapids** – Box 322, ROC 1E0 • 639-2241  
**Snow Lake** – Box 339, ROB 1M0 • 358-2521  
**The Pas** – Box 2550, R9A 1M4 • 627-8287

### **WESTERN REGION**

**Boissevain** – Box 820, ROK 0E0 • 534-2028  
**Brandon** – 1129 Queens Ave., R7A 1L9 • 726-6441  
**Carberry** – Box 900, ROK 0H0 • 834-8800  
**Dauphin** – Box 10, 27-2nd Ave. SW, R7N 3E5 • 622-2106  
**Neepawa** – Box 1089, ROJ 1H0 • 476-2076  
**Roblin/Grandview** – Box 849, ROL 1P0 • 937-6452  
**Shoal Lake** – Box 416, ROJ 1Z0 • 759-4080  
**Swan River** – Box 640, ROL 1Z0 • 734-3429  
**Virден** – Box 1360, ROM 2C0 • 748-4240  
**Winnipegosis** – Box 366, ROL 2G0 • 656-7030

**1-800-214-6497**

For more information on this and other wildlife programs, call this toll free number or 204-945-6784 in Winnipeg, or go to: [www.manitoba.ca/conservation/wildlife](http://www.manitoba.ca/conservation/wildlife)