



Annual Report 2010/2011

Local Government

This Annual Report can be found on the internet at www.gov.mb.ca/ia



**MINISTER OF
LOCAL GOVERNMENT**

Room 301
Legislative Building
Winnipeg, Manitoba CANADA
R3G 0V8
General Office: (204) 945-3788
Fax: (204) 945-1383

His Honour the Honourable Philip S. Lee, C.M., O.M.
Lieutenant Governor of Manitoba
Room 235, Legislative Building
Winnipeg MB R3C 0V8

May It Please Your Honour:

I have the privilege to present for your information the Annual Report of Manitoba Local Government for the fiscal year ended March 31, 2011.

Sincerely,

A handwritten signature in black ink that reads "Ron Lemieux".

Ron Lemieux
Minister



Honourable Ron Lemieux
Minister of Local Government
301 Legislative Building
Winnipeg MB R3C 0V8

Dear Minister:

We are pleased to present to you the Annual Report of the Department of Local Government for the fiscal period April 1, 2010 to March 31, 2011. This letter highlights our recent accomplishments as we continue to fulfill the priorities of our government and the Department.

In October 2010, a general municipal election took place in all municipalities across the province, resulting in 46% newly elected councillors and 41% newly elected Mayors and Reeves outside of the capital city. This marks the first year that the new campaign financing rules were in effect, enhancing the overall accountability and transparency of the municipal election process. The Department supported the 2010 municipal election and implementation of the new rules by delivering comprehensive resources and training to municipal election officials, candidates and newly elected officials.

Over the past year, we continued to work together with our municipal partners to support the sustainability of municipalities. We delivered over \$240 million in comprehensive funding support to assist municipalities in addressing their infrastructure and service priorities, including new support to establish the City of Winnipeg's Police Services helicopter unit and police cadet program.

In January 2011, the Town of Shoal Lake and the Rural Municipality of Shoal Lake amalgamated to become the new Municipality of Shoal Lake. The amalgamation is another successful example of how municipalities can join forces to better capture future opportunities.

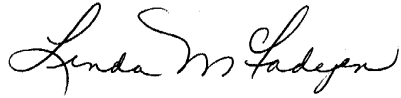
Under the Community Planning Assistance Fund, we provided grants to six planning districts involving 23 municipalities across Manitoba to assist with local planning projects. The Department is following through on the Province's commitment to improve the technical review of livestock operations with the development of a more comprehensive and transparent process for reviewing large livestock operations.

This year saw the launch of the Winnipeg Regeneration Strategy (WRS), a provincial initiative to ensure continued support for priority revitalization needs in Winnipeg's inner city. The WRS seeks strategic partnerships with one or both of the other two orders of government to address mutual priorities. Two partnerships were successfully established in 2010/11 to support better outcomes for Winnipeg's Aboriginal residents and to expand housing supply in the downtown.

This was the first year of our renewed Building Communities partnership with the City of Winnipeg to strengthen neighbourhoods through targeted capital funding support, resulting in commitments totalling \$9 million for upgrades to 39 key community facilities.

We look forward to continuing this positive momentum in the upcoming year to ensure that Manitoba communities are vibrant places of opportunity.

Yours sincerely,

A handwritten signature in black ink that reads "Linda McFadyen". The signature is written in a cursive, flowing style.

Linda McFadyen
Deputy Minister
Local Government





Monsieur Ron Lemieux
Ministre des Administrations locales
Palais législatif, bureau 301
Winnipeg (Manitoba) R3C 0V8

Monsieur le Ministre,

Nous avons le plaisir de vous présenter le rapport annuel du ministère des Administrations locales pour la période allant du 1^{er} avril 2010 au 31 mars 2011. Cette lettre met en évidence nos récentes réalisations en vue de continuer à respecter les priorités du gouvernement provincial et du Ministère.

Des élections municipales générales ont été tenues dans toutes les municipalités du Manitoba en octobre 2010. Dans le cadre de celles-ci, 46 % des conseillers municipaux et 41 % des maires et des préfets élus à l'extérieur de la capitale étaient des nouveaux candidats. C'est la première année d'application des nouvelles règles régissant le financement des campagnes électorales. Ces règles visent à améliorer le processus électoral municipal en ce qui a trait à l'obligation redditionnelle et à la transparence en général. Le Ministère a appuyé les élections municipales de 2010 et la mise en œuvre des nouvelles règles en offrant de la formation et des ressources complètes aux fonctionnaires électoraux municipaux, aux candidats et aux nouveaux élus.

Au cours de la dernière année, nous avons continué de collaborer avec nos partenaires municipaux pour favoriser la durabilité des municipalités. Nous avons accordé un soutien financier complet de plus de 240 millions de dollars afin d'aider les municipalités à répondre à leurs priorités en matière d'infrastructure et de services, y compris de nouveaux fonds pour l'établissement du programme d'aspirants-policiers et de l'unité hélicoptère du Service de police de Winnipeg.

En janvier 2011, le village de Shoal Lake et la municipalité rurale de Shoal Lake ont fusionné pour former la nouvelle « municipalité de Shoal Lake ». Cette fusion réussie constitue un autre exemple de la manière dont les municipalités peuvent unir leurs forces afin de mieux saisir des possibilités futures.

Dans le cadre du Fonds d'aide à l'aménagement communautaire, nous avons accordé des subventions pour aider six districts d'aménagement, comprenant 23 municipalités de la province, à mener à bien des projets d'aménagement locaux. Le Ministère contribue à l'engagement de la Province à améliorer l'examen technique des exploitations d'élevage en élaborant un processus plus exhaustif et transparent pour les examens des exploitations d'élevage à grande échelle.

La Stratégie de régénération de Winnipeg a été lancée cette année. Il s'agit d'une initiative provinciale dont le but est d'assurer un soutien continu pour répondre aux priorités du centre-ville de Winnipeg en matière de revitalisation. L'initiative vise à établir des partenariats stratégiques avec un on les deux autres paliers gouvernementaux afin de répondre aux priorités communes. Deux partenariats ont été créés avec succès en 2010–2011 dans le but d'améliorer les perspectives d'avenir des résidents autochtones de Winnipeg et d'augmenter le nombre de logements dans le centre-ville.

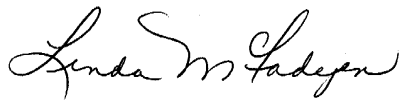
Cette année a marqué le renouvellement de notre partenariat avec la Ville de Winnipeg, intitulé Renforcement des collectivités, dont l'objectif est le renforcement des quartiers grâce à une aide ciblée visant le financement

des immobilisations. Dans le cadre de ce partenariat, un total de 9 millions de dollars a été engagé pour la mise à niveau de 39 établissements communautaires clés.

Nous avons hâte de poursuivre sur cette belle lancée pendant l'année à venir afin que les collectivités du Manitoba demeurent des lieux riches de possibilités.

Veillez agréer, Monsieur le Ministre, mes salutations distinguées.

La sous-ministre des Administrations locales,

A handwritten signature in black ink that reads "Linda McFadyen". The signature is written in a cursive, flowing style.

Linda McFadyen



Table of Contents

TITLE	PAGE NO.
Preface	1
Organizational Chart	4
Regional Offices	5
Administration and Finance	6
• Minister's Salary	6
• Executive Support	6
• Brandon Office	7
• Human Resource Management	7
• Financial and Administrative Services	8
• The Municipal Board	9
Community Planning and Development	10
• Executive Administration	10
• Provincial Planning Services	11
• Community Planning Services	14
• Urban Development	16
• Winnipeg Regeneration Strategy	17
• Urban Development Initiatives	18
Provincial-Municipal Support Services	19
• Executive Administration	19
• Assessment Services	20
• Municipal Finance and Advisory Services	22
• Information Systems	26
Financial Assistance to Municipalities	28
• Financial Assistance for The City of Winnipeg	28
• Financial Assistance for Other Municipalities	31
• Grants to Municipalities in Lieu of Taxes	33
• Recoverable from Urban and Rural Economic Development Initiatives	34
Costs Related To Capital Assets	35

Financial Information Section	36
• Reconciliation Statement	36
• Expenditure Summary	37
• Revenue Summary by Source	45
• Five-Year Expenditure and Staffing Summary by Appropriation	46
Appendices	48
A. Market Value Assessment – Provincial Totals	49
B. Total School Assessment (Portioned Values)	50
C. Committees and Crown Corporations	51
D. Sustainable Development Activities and Accomplishments	52
E. Performance Indicators	57
F. The Public Interest Disclosure (Whistleblower Protection) Act	62

Preface

Introduction

The Department of Local Government was created by a government reorganization in November of 2009. At that time the Public Utilities Board, the Neighbourhoods Alive! program, and the Emergency Measures Organization were transferred out of the former Department of Intergovernmental Affairs.

Report Structure

This Annual Report is organized in accordance with the appropriation structure of the Department of Local Government as set out in the Main Estimates of Expenditure of the Province of Manitoba for the fiscal year ending March 31, 2011. It thereby reflects the authorized votes of the Department as approved by the Legislative Assembly. The Report contains financial performance and variance information at the Main and Sub-appropriation levels relating to the Department's objectives and results. A five-year adjusted historical table of departmental expenditures and staffing is provided.

Role and Mission

Manitoba Local Government's mission is to support Manitobans in building healthy, safe, sustainable and resilient neighbourhoods and communities. The Department provides leadership and works collaboratively with urban, rural and northern communities to ensure they are places of opportunity. The Department's clients include individuals, local governments and community organizations.

The Department establishes a legislative, financial, planning and policy framework that supports democratic, accountable, effective and financially efficient local government and the sustainable development of our communities. Within this framework, the Department delivers programs to meet particular needs for training, on-going advice, technical analysis, promotion and funding related to community/neighbourhood revitalization and development, infrastructure development, land use management, and local governance.

With a common interest in promoting the well being of our citizens and communities, the Department plays a leadership role by supporting community and neighbourhood needs and is a catalyst and co-ordinator of action. The Department promotes intergovernmental relationships and strategic partnerships among governments, the private sector and non-government organizations.

Statutory Responsibilities

The Department delivers services and programs under the authority of the following Acts of the Consolidated Statutes of Manitoba (as per schedule "R", Order in Council 350/2009).

The Capital Region Partnership Act

The City of Winnipeg Charter (S.M. 2002, c.39)

The Community Revitalization Tax Increment Financing Act

The Local Government Districts Act

The Municipal Act

The Municipal Assessment Act

The Municipal Affairs Administration Act

The Municipal Board Act

The Municipal Councils and School Boards Elections Act

An Act Respecting Debts Owing by Municipalities to School Districts

The Municipal Revenue (Grants and Taxation) Act (Part 2)

The Official Time Act

The Planning Act (except Part 10)

The Regional Waste Management Authorities Act

The Soldiers' Taxation Relief Act

The Unconditional Grants Act

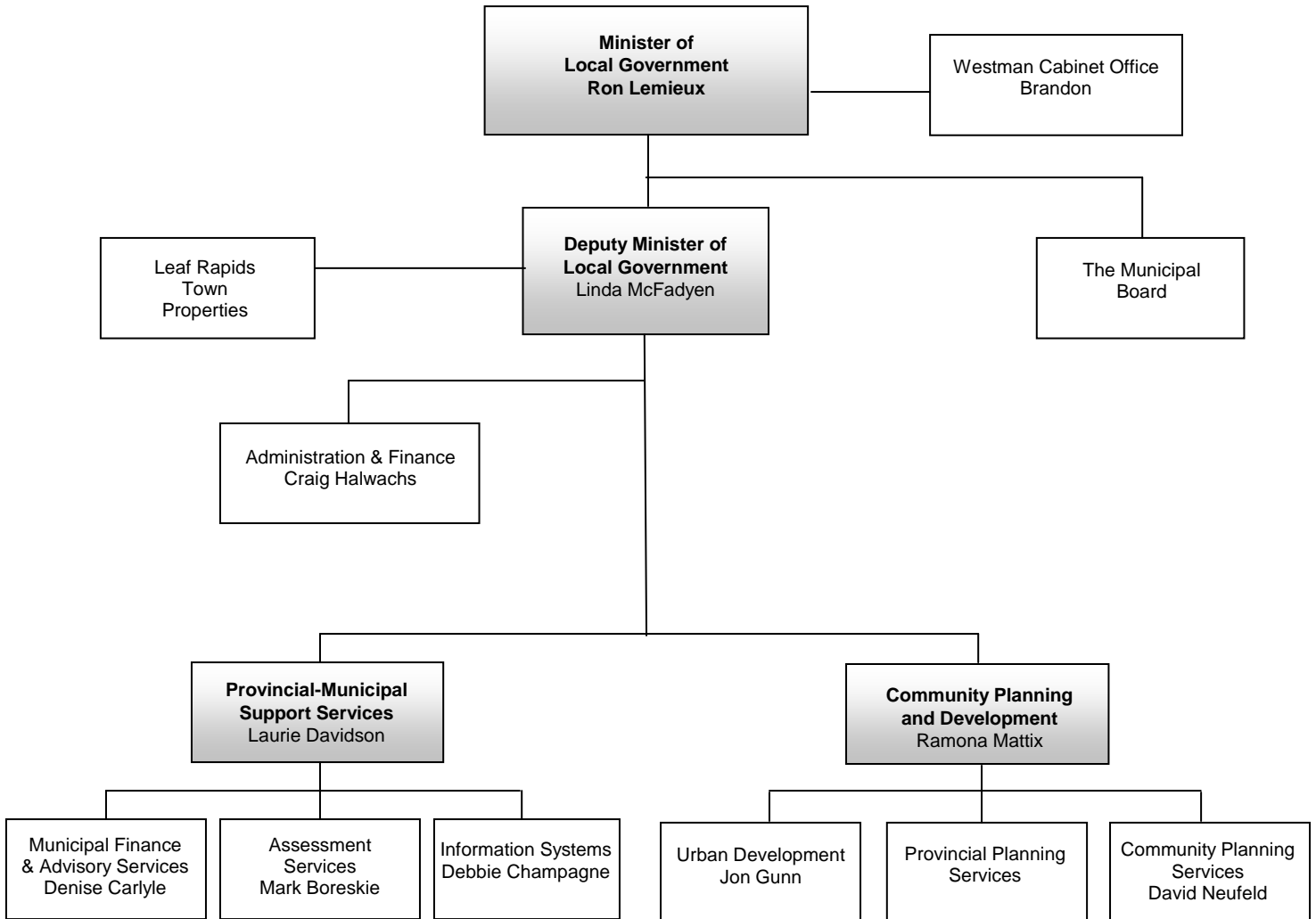
Organizational Structure

The Department's organizational structure is illustrated in the Organizational Chart and in the accompanying map depicting the regional delivery system. The Department is organized into two functional areas:

- Community Planning and Development is responsible for creating and managing an effective land use planning policy and legislative framework, providing the basis for all provincial and local decisions on land use, and delivering planning services and advice to communities across Manitoba. The Division is also responsible for co-ordinating and developing sustainable, integrated urban public policies and programs with the community, and for supporting revitalization efforts in the downtown and designated neighbourhoods of Winnipeg, through initiatives such as Building Communities, Urban Development Initiatives and Winnipeg Regeneration Strategy.
- Provincial-Municipal Support Services establishes and maintains a relevant and enabling policy and legislative framework for Manitoba's municipalities, delivers comprehensive funding support to all 197 municipalities and provides advisory and consulting services to elected and non-elected municipal officials. The Division also delivers property assessment services, including producing assessment notices and property tax statements for municipalities outside Winnipeg, and undertakes property tax policy research and analysis, given the importance of property tax as a municipal revenue source.

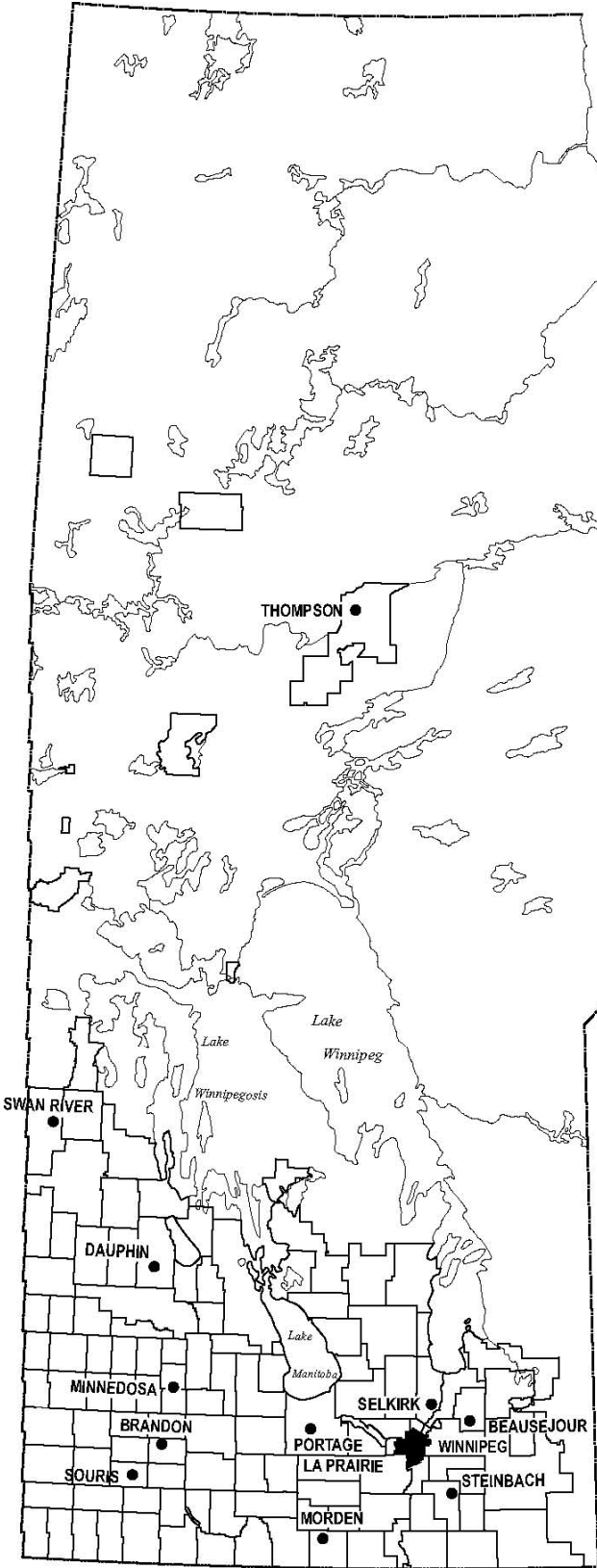
In addition to these core functions, several Boards and Committees also function within the Department.

DEPARTMENT OF LOCAL GOVERNMENT ORGANIZATIONAL CHART



As at March 31, 2011

DEPARTMENT OF LOCAL GOVERNMENT REGIONAL OFFICES



**DEPARTMENT OF LOCAL GOVERNMENT
WINNIPEG OFFICE**

- Administration and Finance
- The Municipal Board
- Community Planning and Development
- Provincial-Municipal Support Services

**DEPARTMENT OF LOCAL GOVERNMENT
REGIONAL OFFICE - SERVICES**

LEGEND

- ▲ Assessment
- ◆ Community Planning Services
- ★ Municipal Finance & Advisory Services

REGIONAL OFFICE - SERVICES

BEAUSEJOUR		◆	
BRANDON	▲	◆	★
DAUPHIN	▲	◆	
MINNEDOSA	▲		
MORDEN	▲	◆	
PORTAGE LA PRAIRIE	▲	◆	
SELKIRK	▲	◆	
SOURIS	▲		
STEINBACH	▲	◆	
SWAN RIVER	▲		
THOMPSON	▲	◆	

Administration and Finance

The Division provides the Minister and staff responsible for the portfolio with advice and administrative support. These services are provided by Executive Support, the Brandon Office, and the Financial and Administrative Services Branch. This Division also includes The Municipal Board.

Minister's Salary

The Minister provides leadership in maintaining and enhancing the direct partnership the Province has with its municipal partners, and its land use and resource management organizations. The Minister provides direction to ensure departmental goals and objectives are met.

1(a) Minister's Salary

Expenditures by Sub-appropriation	Actual 2010/11	Estimate 2010/11		Variance Over/(Under)	Expl. No.
	\$	FTE	\$		
Total Salaries	37	1.00	37	0	

Executive Support

The office of the Deputy Minister provides the Minister and his staff with information and advice regarding matters of concern to ensure open and continuing lines of communication within the municipal/provincial partnership, and between the Department and its diverse client groups. The Deputy Minister's office continues to carry out policy decisions initiated by the Minister and set direction for the activities conducted by the Department's branches. Administrative assistance is extended to the Minister's office.

1(b) Executive Support

Expenditures by Sub-appropriation	Actual 2010/11	Estimate 2010/11		Variance Over/(Under)	Expl. No.
	\$	FTE	\$		
Total Salaries	620	9.00	606	14	
Total Other Expenditures	89	0.00	80	9	
TOTAL	709	9.00	686	23	

Brandon Office

Opened in 1989, the Brandon Cabinet Office provides citizens in western Manitoba with ready and convenient access to government. The store-front office provides information regarding government programs, and access to contact people in government departments and agencies.

1(c) Brandon Office

Expenditures by Sub-appropriation	Actual 2010/11	Estimate 2010/11		Variance Over/(Under)	Expl. No.
	\$	FTE	\$		
Total Salaries	201	3.00	223	(22)	
Total Other Expenditures	60	0.00	65	(5)	
TOTAL	261	3.00	288	(27)	

Human Resource Management

Effective March 1, 2010 the Government of Manitoba realigned responsibility for the delivery of human resource services and the associated staff to the Civil Service Commission, with the goal to improve service delivery to all departments and employees. For additional information on this realignment, see the Civil Service Commission's 2010/11 Annual Report.

Financial and Administrative Services

This Section provides central support services essential to the operation of the Department, including comptrollership, accounting, financial reporting, budget co-ordination, and administrative services. Within the authority of *The Financial Administration Act*, central co-ordination is provided to ensure the financial integrity of management information systems. Staff is also responsible for interpreting directives and regulations of Manitoba Finance.

Principal Activities in 2010/2011

- Maintained the Minister of Local Government Trust Account with receipts of approximately \$8.9 million and disbursements of approximately \$8.0 million.
- Processed expenditures totalling approximately \$280.9 million. Maintained a revenue collection and deposit system totalling \$8.8 million.
- Co-ordinated and consolidated the financial information necessary to prepare Detailed Estimates of Expenditure and Revenue, an Estimates Supplement, Annual Report, Public Accounts Variance Explanations and Quarterly Forecasts of Expenditures and Revenues.
- Co-ordinated the operation and maintenance of approximately 60 fleet vehicles.
- Co-ordinated requests under *The Freedom of Information and Protection of Personal Privacy Act*. In 2010/2011, 59 requests were submitted to the departmental Access Officer.
- Prepared financial reports for departmental management, and administered the Soldier's Taxation Relief By-laws.
- Within the Department, provided continuing support for the SAP software. Provided technical advice, review, and revision of all policies and procedures related to the business processes necessitated by SAP.
- Co-ordinated the Department's procurement activities and represented the Department on relevant committees.
- Participated in the incorporation of sustainable development into departmental activities. A summary of the Department's sustainable development activities and accomplishments is included in Appendix D.

1(d) Financial and Administrative Services

Expenditures by Sub-appropriation	Actual 2010/11	Estimate 2010/11		Variance Over/(Under)	Expl. No.
	\$	FTE	\$		
Total Salaries	489	8.10	523	(34)	
Total Other Expenditures	142	0.00	190	(48)	
TOTAL	631	8.10	713	(82)	

The Municipal Board

The Municipal Board is a quasi-judicial body that hears applications, appeals and makes reports and recommendations relating to local government matters.

Due to its quasi-judicial nature, the Board operates independently and is attached to the Department for administrative reasons only. The Board prepares a separate Annual Report on a calendar-year basis.

1(e) The Municipal Board

Expenditures by Sub-appropriation	Actual 2010/11	Estimate 2010/11		Variance Over/(Under)	Expl. No.
	\$	FTE	\$		
Total Salaries	694	9.00	856	(162)	
Total Other Expenditures	224	0.00	235	(11)	
TOTAL	918	9.00	1,091	(173)	

Community Planning and Development Division

Overview

The Community Planning and Development Division has a three-prong mandate. Through its Provincial Planning Services Branch, it is responsible for creating and managing an effective land use policy and legislative framework in the Province to provide a sound basis for all provincial and local land use decisions. It also provides regionally-based professional planning services to local governments outside of Winnipeg, planning districts and northern communities. These services are delivered through the Community Planning Services Branch. Its third area of responsibilities, through its Urban Development Branch, is to develop policies and programs for provincial support for urban development and revitalization and community and economic development in Winnipeg.

Community Planning and Development contributes to the Department's overall mandate of building healthy, sustainable communities and effective local governments by providing tools and resources to local governments to make sound development decisions. The Division also supports the creation of vibrant urban centres through funding of revitalization projects in downtown residential and commercial areas.

In 2010/11, Community Planning and Development undertook several key initiatives. Some of these initiatives, which are described in more detail under each Branch, include the following: the new Provincial Land Use Policies, the provision of financial assistance to the City of Winnipeg for the review of its development plan and to the Partnership of the Manitoba Capital Region for the development of a capital region framework, the implementation of the Community Led Emissions Reduction program to partner with municipalities and neighbourhood organizations to work on reducing greenhouse gas emissions, professional and financial assistance to help Manitoba communities prepare 137 development plans and amendments and 163 zoning by-laws and amendments, the processing of 779 subdivision applications, the review of 155 proposals for the development or disposition of Crown land, the launch of the Winnipeg Regeneration Strategy, and implementation of the Building Communities Initiative II and Downtown Residential Development Grant Program partnerships with the City of Winnipeg.

Executive Administration

The office of the Assistant Deputy Minister directs the effective and efficient operation of the Community Planning and Development Division. Direction and support is given to staff to carry out programs and services in areas of provincial land use policy and legislative development and application, regional and community planning, subdivision approval and neighbourhood and downtown revitalization. The Assistant Deputy Minister's office provides the Deputy Minister, the Minister and the executive level of government with information and advice on community and land use planning and related matters. Strong working relationships with municipalities and community agencies are established and maintained to contribute to ensuring the creation and maintenance of a strong Manitoba made up of safe, healthy, vibrant and sustainable communities.

2(a) Executive Administration

Expenditures by Sub-appropriation	Actual 2010/11	Estimate 2010/11		Variance Over/(Under)	Expl. No.
	\$	FTE	\$		
Total Salaries	138	2.00	186	(48)	
Total Other Expenditures	42	0.00	44	(2)	
TOTAL	180	2.00	230	(50)	

Provincial Planning Services

Provincial Planning Services develops and administers the provincial policy and legislative framework that serves as the foundation for effective land use planning and development in Manitoba. It also contributes to healthy and sustainable communities through participation in strategic land use planning initiatives.

Principal Activities in 2010/2011

Provincial Planning Services is responsible for the review of development plan by-laws, land subdivisions, and annexation proposals on behalf of the Province. In 2010/2011, the Branch's activities included the following:

- *Review of Development Plan By-laws and Amendments:* Provincial Planning Services, in conjunction with Community Planning Services, coordinated the provincial review of 137 development plan by-laws and by-law amendments in consultation with other government departments and agencies. Provincial Planning Services also reviewed the Our Winnipeg Plan, bringing the total to 138.
- *Review of Subdivision Applications:* Provincial Planning Services is responsible for the assessment and review of subdivision applications that have had issues or concerns identified through the local or provincial review process. Approximately 25 subdivision applications, out of 779 applications were referred to Provincial Planning Services for analysis and a recommendation on approval, rejection or issue resolution.
- *Representing Provincial Interests in Land Use and Development at Hearings:* Provincial Planning Services is authorized to appear and make representations under *The Planning Act* at various hearings on development plan by-laws, zoning by-laws and subdivisions. In 2010/2011, Provincial Planning Services staff represented provincial interests at one development plan and one subdivision hearing.
- *Municipal Boundary Reviews: Annexation, Amalgamation and Expansion Proposals:* The Branch consults with other departments and, where possible, mitigates and resolves outstanding issues with the affected municipalities. The Branch prepares reports to The Municipal Board and, upon approval of each proposal, prepares the draft boundary regulation. In 2010/11, 5 proposals were submitted by municipalities for review under *The Municipal Act*.
- *Interdepartmental Planning Board:* Provincial Planning Services performs the secretariat role for the Interdepartmental Planning Board, a committee of 8 Deputy Ministers chaired by Local Government, and regularly undertakes interdepartmental and inter-agency consultation, coordination and integration on policies, plans and infrastructure proposals related to the use and development of land in the province.
- *Shoal Lake Tripartite Agreement:* The Provincial Planning Services Branch oversees the Shoal Lake Water Quality Agreement on behalf of the Province.

The 1989 Agreement provided for the establishment of a \$6 million Trust Fund (\$3M each from the City and Province) in consideration of the First Nation's regulation of certain activities on the Reserve for a period of 60 years.

Since the Agreement came into effect total revenue disbursed to the First Nation is \$9.17 million.

- *Legislation:* In 2010/2011, proposed legislation and regulation amendments were developed concerning a variety of land use planning issues affecting *The Planning Act*, and/or *The Municipal Act*.

Highlights in 2010/2011

Provincial Planning Services co-ordinated several major policy and program initiatives aimed at strengthening the land use planning framework in Manitoba and the Capital Region.

- The *Community Led Emissions Reduction Program* (CLER), is a four year (2008 to 2012) pilot that aims to reduce greenhouse gas emissions (GHGs) through locally driven GHG reduction plans and initiatives in 12 selected municipalities and with 6 community organizations in various parts of the province. Communities participating in CLER are provided with targeted resources and support to assist them to work through the following five milestones by 2012:
 1. Establish a greenhouse gas inventory;
 2. Set emissions reduction targets;
 3. Develop a local climate change action plan with public input;
 4. Implement a climate change action plan or series of GHG emission reduction activities; and
 5. Monitor progress and report GHG reductions.
- By the end of 2010/2011, all of the CLER communities had completed milestones 1, 2 and 3 and were in various stages of implementing GHG emission reduction projects and activities with the assistance of CLER project funding.
- CLER developed tools and resources to assist local governments, businesses, community organizations, and local residents across Manitoba to reduce their GHG emissions and make more sustainable decisions. These are available on the CLER website:
<http://www.gov.mb.ca/ia/climate/index.html>.
- *Provincial Land Use Policy Review*: An updated regulation was prepared to reflect input received from public consultations. To support the implementation of the new PLUPs, the Department is preparing planning guides on a variety of topics, including calculating supply and demand, as well as planning for climate change mitigation and adaptation.
- *Capital Region*: The Department continues to provide financial support and staff resources to support the Partnership of the Manitoba Capital Region (the Partnership), formerly the Mayors and Reeves of the Capital Region.

Operational funding supported the preparation of the following three deliverables:

- A vision framework for Manitoba's Capital Region;
 - A report respecting the membership, organization and governance structure for establishing a Capital Region Partnership as per *The Capital Region Partnership Act*; and
 - A three-year business plan for the Partnership.
- Through a \$1.5M Contribution Agreement, which ended in 2010/11, the Department provided funds to support the City of Winnipeg's review of *Plan Winnipeg*. The City completed the review of Plan Winnipeg and submitted a draft of the new development plan, *OurWinnipeg*, to Provincial Planning Services for review as required under *The City of Winnipeg Charter*.
 - The Branch assisted in coordinating the 2011 Manitoba Planning Conference in March. The conference entitled "Working Together: Partnering for Healthy, Sustainable Communities" was hosted by the Partnership of the Manitoba Capital Region with the participation of the City of Winnipeg, the Association of Manitoba Municipalities, the Manitoba Professional Planners Institute, and the Department of City Planning at the University of Manitoba. The conference, held in Winnipeg, was attended by approximately 375 delegates.

- *CentrePort Canada:* Provincial Planning Services is actively involved on the advisory committee for the CentrePort Land Use, Transportation and Infrastructure Plan which will lay the framework for the future development of CentrePort lands. A draft plan was prepared for CentrePort under the guidance of the advisory committee to develop recommendations for a streamlined development approval process. Based on this plan a Steering Committee with representation from the municipalities of Rosser and Winnipeg, CentrePort Canada Inc., South Interlake Planning District, Winnipeg Airports Authority, and the Province will be established in 2011/12. The goals include an accountable, streamlined, consistent and transparent planning process for undeveloped CentrePort lands.
- *Municipal Guidelines for Secondary Suites:* The Department contracted a consultant to develop municipal guidelines to promote/increase the construction of “secondary suites” across Manitoba, in support of increased access to affordable housing. These guidelines will be distributed to municipalities and planning districts across Manitoba.
- The Interdepartmental Planning Board held 10 meetings in 2010/11 and reviewed and provided advice on a wide variety of land use planning related issues. Examples included: a proposed new Provincial Land Use Policies Regulation, a joint framework with the Association of Manitoba Municipalities for examining Provincial-Municipal Roles and Responsibilities, the development of a business plan for a provincial Geographic Information Systems unit, and capital funding proposals to the Manitoba Water Service Board.

2(b) Provincial Planning Services

Expenditures by Sub-appropriation	Actual 2010/11	Estimate 2010/11		Variance Over/(Under)	Expl. No.
	\$	FTE	\$		
Total Salaries	770	7.00	895	(125)	
Total Other Expenditures	688	0.00	750	(62)	
Less: Recoverable from Urban Development Initiatives	(140)	0.00	(193)	53	
TOTAL	1,318	7.00	1,452	(134)	

Community Planning Services

The Community Planning Services Branch supports the development of healthy, sustainable communities by providing regionally-based community planning and development services. Located in eight regional centres across Manitoba and supported by a Winnipeg office, the Branch delivers professional and technical planning services to local planning authorities, northern communities and the public, and carries out the responsibilities delegated to staff under *The Planning Act* and *The Municipal Act* which includes authority to approve subdivisions, road closures and the closure of public reserves.

Principal Activities in 2010/2011

- Staff provided professional and technical services to municipalities and planning districts preparing development plans and zoning by-laws, and related amendments. In 2010/2011 staff assisted in the preparation and adoption of 137 development plans and amendments and 163 zoning by-laws and amendments. These by-laws establish local policies respecting development and ensure local control over the use and development of land.
- Staff also co-ordinated the review of development plans, zoning by-laws and subdivision applications by other core departments and agencies on behalf of Planning Authorities. In 2010/2011, this included major development plans in the Rural Municipality of Piney, Macdonald-Ritchot Planning District, Selkirk and District Planning Area and the Eastern Interlake Planning District.
- The Branch provided advice and assistance to other provincial departments and agencies on the use and development of land. In 2010/2011, staff reviewed 155 proposals for the development or disposition of Crown land, and provided comments to Manitoba Conservation.
- Staff processed 779 new applications for subdivision as the delegated Subdivision Approving Authority under *The Planning Act* and to assist the Cypress Planning District Board and the South Interlake Planning District Board administer subdivisions in those planning districts. Staff also reviewed 76 applications submitted to the Brandon and Area Planning District Board, the Lac du Bonnet Planning District Board and the Selkirk and District Planning Area Board.
- The authority to make decisions on by-laws for the closure of roads and public reserves has been delegated to senior regional planning staff. In 2010/2011, 30 by-laws for the closure of roads and public reserves were reviewed and approved on behalf of the Minister.
- The Branch continued to work in partnership with Aboriginal and Northern Affairs to provide land use planning services to unincorporated northern communities.
- Branch staff provided advisory assistance to planning districts and municipalities to deal with land use issues related to livestock development as part of Manitoba's Livestock Stewardship Initiative. This Initiative is intended to ensure that the expansion of the livestock industry is sustainable, protects the environment and derives the maximum social and economic benefit for Manitoba communities and the provincial economy.
- The Branch administers the Community Planning Assistance Program to support municipalities and planning districts undertaking planning projects. The program provides cost-shared financial assistance to support preparation of planning by-laws, public involvement in the planning process and the creation of digital parcel mapping to support land use policy and implementation.
- Branch staff provided support to the Provincial Planning Services Branch in the review of Manitoba's Provincial Land Use Policies and the Capital Region Initiative.

Highlights in 2010/2011

- In 2010/2011 the Branch provided a total of \$157,888 under the Community Planning Assistance Program to assist planning districts, municipalities and northern communities to prepare or update local planning by-laws.
- The Branch staff provided professional services and advisory assistance to 36 planning districts and municipalities preparing livestock operation policies that meet the requirements of *The Planning Act*. In 2010/2011 14 additional Livestock Operation Policies were adopted. As of March 31, 2011, 59 livestock operation policies have been adopted and are in force.
- In 2010/2011 Local Government and Aboriginal and Northern Affairs agreed to collaborate in the preparation of development plans in three additional northern communities.

Summary of New Planning Projects by Regional Office (2010/2011)

Regional Office	Development Plans & Amendments	Zoning By-laws & Amendments	Road Closing By-laws	Other By-laws	Sub-divisions	Crown Land Reviews
Beausejour	19	20	4	3	67	21
Brandon	22	38	5	3	126	12
Dauphin	15	22	0	1	74	7
Morden	22	20	5	2	121	0
Portage	20	23	4	2	111	3
Selkirk	11	17	1	3	75	14
Steinbach	21	17	1	1	195	1
Thompson	7	6	2	1	10	97
TOTALS	137	163	22	16	779	155

2(c) Community Planning Services

Expenditures by Sub-appropriation	Actual 2010/11	Estimate 2010/11		Variance Over/(Under)	Expl. No.
	\$	FTE	\$		
Total Salaries	3,113	45.00	3,221	(108)	
Total Other Expenditures	899	0.00	1,096	(197)	
Less: Recoverable from Rural Economic Development Initiatives	(396)	0.00	(627)	231	
TOTAL	3,616	45.00	3,690	(74)	

Urban Development

The Urban Development Branch provides a policy framework for provincial support for and investment in urban development and regeneration in Manitoba's two largest urban centres, Winnipeg and Brandon. The Branch also develops and implements urban revitalization and community and economic development programs and projects in Winnipeg.

The Branch works in partnership with other departments, other governments and community organizations. Its program responsibilities include: the *Building Communities Initiative*, *Urban Development Initiatives*, the *Winnipeg Regeneration Strategy*, the *School Resource Officers Program*, the *Downtown Residential Development Grant Program*, and support for the Province's *Community Economic Development Policy Framework*.

The Urban Development Branch researches, develops, implements and co-ordinates urban revitalization and community and economic development policy, programs and projects, in co-operation with other departments and other levels of government. The Branch also supports economic and community economic development initiatives in Winnipeg that enhance opportunities for developing long-term community capacity and for supporting the integration of social, economic and environmental objectives.

Principal Activities in 2010/2011

The Branch:

- Developed and implemented policy and projects in support of urban development, revitalization and community economic development in Winnipeg. Staff consulted extensively with other provincial departments, other levels of government and key stakeholders in the community.
- Initiated consultations on and development of a provincial urban regeneration strategy for Brandon.
- Coordinated provincial implementation of the renewed *Building Communities Initiative* (BCI) agreement with the City of Winnipeg to provide joint capital funding to improve community facilities in targeted neighbourhoods across Winnipeg.
- Administered *Urban Development Initiatives* (UDI), a fund that supports projects and initiatives that enhance Winnipeg's development.
- Developed and commenced implementation of the *Winnipeg Regeneration Strategy*, the provincial government's strategy to renew and strengthen the economic and social vitality of Winnipeg's inner-city.
- Under The *Community Revitalization Tax Increment Financing Act*, partnered with Manitoba Housing and Community Development and the City of Winnipeg to support construction of additional downtown housing, under the *Downtown Residential Development Grant Program*.
- Supported *School Resource Officer* (SRO) projects in Winnipeg, which place police officers in schools to support school and community safety, in partnership with the Winnipeg Police Service and the Winnipeg School Division.
- Established and maintained effective partnerships with both municipal and federal governments through the development and implementation of joint agreements and the co-ordination of complementary policies and programs.
- Ensured coordination of the government's urban development policy and developed urban programming that supported the Province's *Community Economic Development Policy Framework*.

Highlights in 2010/2011

- Through the BCI partnership with the City of Winnipeg, a total of \$9 million (\$4.5 million by each party) was committed in 2010/2011 to 39 community infrastructure projects in targeted neighbourhoods.
- Through UDI, the Department provided over \$27.74 million in funding in 2010/2011 for 70 projects and activities in support of community and economic development in Winnipeg.
- Through the SRO partnership, 8 Winnipeg police officers provided crime prevention support and safety education and maintained peace in targeted Winnipeg School Division and Pembina Trails School Division schools and their surrounding neighbourhoods.

2(d) Urban Development

Expenditures by Sub-appropriation	Actual 2010/11	Estimate 2010/11		Variance Over/(Under)	Expl. No.
	\$	FTE	\$		
Total Salaries	532	9.00	709	(177)	
Total Other Expenditures	419	0.00	437	(18)	
Less: Recoverable from Urban Development Initiatives	(223)	0.00	(366)	143	
TOTAL	728	9.00	780	(52)	

Winnipeg Regeneration Strategy

The Province's five-year, provincial *Winnipeg Regeneration Strategy* (WRS), was announced on June 9, 2010 as the blueprint for provincial efforts to revitalize Winnipeg's inner-city. Building on Manitoba's investments under the recent tripartite *Winnipeg Partnership Agreement* and previous urban development agreements, the new five-year strategy will concentrate on three priorities:

- Aboriginal capacity building to close the economic and social gap between urban Aboriginal people and other Winnipeggers;
- Downtown renewal to encourage downtown living, identify and support key capital infrastructure projects and heritage preservation initiatives, and stimulate strategic social and economic initiatives in the downtown district; and
- Development of inner-city resiliency to improve the physical, social, economic and environmental conditions and outcomes for the inner city through comprehensive approaches based on community economic development principles.

Principal Activities in 2010/2011

- The Branch commenced implementation in all three WRS focus areas, and consultations with the Government of Canada and the City of Winnipeg on establishing partnerships in areas of mutual interest.

Highlights in 2010/2011

- On July 16, 2010, the Government of Canada, the Province of Manitoba and the City of Winnipeg signed a five-year Memorandum of Collaboration to improve the socio-economic circumstances of Winnipeg's Aboriginal residents. A number of collaborative activities were initiated.
- The Branch, in collaboration with Aboriginal and Northern Affairs, provided transitional support to a number of key Aboriginal community-based organizations and programs that had demonstrated success under the *Winnipeg Partnership Agreement*.
- Through the Winnipeg/Manitoba *Downtown Residential Development Grant Program*, which provides grants to downtown housing developers funded by Tax Increment Financing revenues, the first seven properties were designated as community revitalization properties under the *Community Revitalization Tax Increment Financing Act*. No incremental taxes were collected in 2010/11.
- The Branch provided funding support to a number of key Community Economic Development (CED) sector organizations or programs.

2(e) Winnipeg Regeneration Strategy

Expenditures by Sub-appropriation	Actual 2010/11	Estimate 2010/11		Variance Over/(Under)	Expl. No.
	\$	FTE	\$		
Total Other Expenditures	3,231	0.00	3,428	(197)	
Less: Recoverable from Other appropriations	(3,231)	0.00	(3,428)	197	
TOTAL	0	0.00	0	0	

Urban Development Initiatives (UDI)

Winnipeg has one of the most diverse economies in Canada, with steady growth and a low cost of living. UDI supports projects and initiatives that enhance Winnipeg's development. It also provides program assistance to community based organizations and to the City of Winnipeg and Winnipeg economic development agencies (Destination Winnipeg and the Winnipeg Convention Centre). The level of funding each fiscal year is based on 25% of the anticipated annual VLT revenues generated within Winnipeg.

This funding for projects and programs in Winnipeg is in addition to the financial support provided directly to the City of Winnipeg by Local Government – Municipal Finance and Advisory Services.

2(f) Urban Development Initiatives

Expenditures by Sub-appropriation	Actual 2010/11	Estimate 2010/11		Variance Over/(Under)	Expl. No.
	\$	FTE	\$		
Total Expenditures	27,745	0.00	27,750	(5)	

Provincial-Municipal Support Services

Overview

The Provincial-Municipal Support Services Division contributes to the Department's overall mandate by building municipal capacity to ensure effective, efficient and accountable local governments that are positioned for long-term sustainability.

The Division establishes and maintains a relevant and enabling policy and legislative framework for municipalities in the Province, and delivers comprehensive funding support to all 197 Manitoba municipalities in support of their initiatives and services. The Division also delivers supports to elected and non-elected municipal officials to build governance, operational and financial capacity.

The Division delivers property assessment services and is responsible for property tax policy, given property tax is a key source of municipal revenue. Assessment services, including producing assessment notices and property tax statements are delivered to municipalities outside Winnipeg. Information technology support is also provided for all Departmental programs and services.

In addition, the Division frequently acts as liaison between other government departments and municipalities.

The Division's programs and services are delivered through three branches: Assessment Services, Municipal Finance and Advisory Services, and Information Systems.

Executive Administration

The office of the Assistant Deputy Minister directs the efficient and effective operation of the Provincial-Municipal Support Services Division. Direction and support are provided to staff to carry out the Division's programs and services, including legislation and property tax policy, advisory and education and training services to elected and non-elected municipal officials, funding to municipalities, property assessment and information technology support services.

The Assistant Deputy Minister's office provides the Deputy Minister, the Minister and the executive level of government with information and advice regarding matters of concern relating to municipal government.

The Assistant Deputy Minister's office also fosters strong working relationships with municipalities, other organizations and other government Departments in support of Manitoba municipalities.

3(a) Executive Administration

Expenditures by Sub-appropriation	Actual 2010/11	Estimate 2010/11		Variance Over/(Under)	Expl. No.
	\$	FTE	\$		
Total Salaries	172	2.00	186	(14)	
Total Other Expenditures	22	0.00	29	(7)	
TOTAL	194	2.00	215	(21)	

Assessment Services

The Branch provides property assessment services related to 414,899 roll entries, with a total market value of \$50.7 billion. Property assessments are used by:

- 196 Manitoba municipalities (Winnipeg provides its own assessment services).
- Manitoba Aboriginal and Northern Affairs (ANA), for 61 areas under its jurisdiction.
- Manitoba Education.
- 36 Manitoba school divisions/districts.

The assessment services include determining the values, classification, and liability to taxation of:

- "Real property" (land and buildings) in all 196 municipalities and ANA areas.
- "Personal property" (equipment) used for gas distribution systems and for oil and gas production in all municipalities, and other personal property in 134 municipalities that impose a personal property tax.
- "Business assessment" in 27 municipalities that impose a business tax.

Principal Activities in 2010/2011

- Updated the 2011 assessment rolls to reflect construction and changes in owner, owner address, legal description, and subdivision of land or additions to buildings; issued 40,536 notices to the affected owners; and provided the preliminary and final rolls to the municipalities. Over 69,000 changes were recorded for the 2011 rolls.
- Responded to the 776 appeals of new property assessments filed at the Boards of Revision in 2010 and the 18 subsequent appeals filed at the Municipal Board.
- Provided municipalities with the information required for "supplementary taxation" – tax bills for new construction that was not on the final assessment roll delivered in the previous year, thereby ensuring municipalities collect the full tax revenue they are entitled to and property owners pay their fair share of taxation.
- Conducted approximately 46,852 property reviews to place new construction and subdivisions on the rolls and update other property records. The number of reviews fluctuates annually.

The Branch also researches issues related to property valuation, develops policies and procedures for the district offices, liaises with the City Assessor, and assists businesses, other organizations and other provincial and federal government departments with assessment issues. The Branch provides advice to government on legislative and policy issues related to property assessment.

For additional information on Market Value Assessment see Appendix A, and for additional information on Total School Assessment see Appendix B.

Assessment Services operates on a cost-recovery basis. Of its total budget, 25% is recovered from Manitoba Education and 75% is paid by municipalities.

Clients

- *Municipalities* use the assessments as the basis for municipal taxation, necessary to support local service delivery.
- *Manitoba Education* (Education Support Levy) and the Province's 36 school divisions (special levy) and districts use the assessments as the basis for tax revenue, necessary to support school programs.
- *All government departments* with responsibility for Crown property use the assessments as the basis of grant-in-lieu of tax payments made to municipalities.
- *Property owners, fee appraisers, lending institutions and the public* also use assessment data for a variety of purposes.

Highlights in 2010/2011

- Worked towards implementation of the 2012 Reassessment, which involves updating all property assessments to reflect April 1, 2010 property values to ensure fairness in taxation. Extensive analysis was undertaken with respect to property sales, research and updating of construction costs, and regulatory amendments for properties assessed on the basis of statutory rates. Reassessments take place every two years.
- Worked towards improving property inspection services, with the goal of maximizing the number of inspections undertaken by assessors each year. A system to better track and manage building permits and related property inspections was developed.

3(b) Assessment Services

Expenditures by Sub-appropriation	Actual 2010/11	Estimate 2010/11		Variance Over/(Under)	Expl. No.
	\$	FTE	\$		
Total Salaries	7,424	124.50	8,264	(840)	
Total Other Expenditures	1,661	0.00	1,846	(185)	
Less: Recoverable from Education	(2,528)	0.00	(2,528)	0	
TOTAL	6,557	124.50	7,582	(1,025)	

Municipal Finance and Advisory Services (MFAS)

The MFAS Branch supports the building and maintenance of strong municipal governments that can efficiently and effectively respond to their changing environments and serve as the foundation for healthy, viable municipalities.

Support to Manitoba municipalities includes a dynamic funding framework, provision of enabling and flexible legislation and policies, and the delivery of advisory supports to elected and non-elected municipal officials. Specific advisory support to municipalities, including education and training, varies widely depending on the capacity and size of the municipality. A different funding framework exists for the City of Winnipeg, as a large urban centre.

Principal Activities in 2010/2011

- Provided a relevant and enabling legislative and policy framework including amending regulations under the legislation, notably to facilitate a municipal amalgamation and to change the boundaries of a Local Urban District.
- Provided capacity-building advisory and consultative services on administrative, governance and financial matters by providing tools and information; skills and knowledge-based training and specific advice. Education and training through seminars, presentations and workshops are delivered to all elected officials and municipal administrators. Strategic, technical and other assistance is provided to individual municipalities as requested.
- Monitored municipalities' compliance with statutory requirements for financial budgeting, reporting and capital borrowing, and provided necessary follow up.
- Performed the due diligence related to capital borrowing municipal by-laws submitted to The Municipal Board for review and approval.
- Continued to support municipalities with PSAB implementation by providing ongoing advice and guidance to municipalities; managing the AMM Municipal Field Consultants Program; and delivering reference manuals, training and presentations on PSAB requirements.
- Provided annual conditional and unconditional financial assistance to support the operating and capital priorities of municipalities.
- Provided Grant in Lieu of Taxes payments to municipalities for provincially-owned properties located within municipal boundaries.
- Provided administration of Federal Gas Tax and Federal Transit Funds to municipalities.

Highlights in 2010/2011

- Passed new legislation to support municipalities' revitalization and renewal initiatives by:
 - streamlining and improving existing authority available to the City of Winnipeg to deal with problem vacant and derelict properties. This new authority was also extended to all other municipalities.
 - enhancing existing authority available to the City of Winnipeg to protect properties of historical significance. Winnipeg was provided new authority to designate heritage sites as historical in addition to buildings. As well, all heritage designations must now be registered with the Land Titles Office. The City's authority is now consistent with that of all other municipalities.

- Facilitated the amalgamation of the Town of Shoal Lake and the Rural Municipality of Shoal Lake to form the new Municipality of Shoal Lake, effective January 1, 2011. Technical and advisory services were provided to the municipalities in support of this locally-driven initiative.
- Continued to develop capacity in support of local decision making by delivering seminars to elected and non-elected municipal officials in partnership with both the Association of Manitoba Municipalities (AMM) and the Manitoba Municipal Administrators Association on issues of importance for municipalities including:
 - new requirements for candidates in a municipal election to report on election contributions and expenses;
 - municipal administration issues, including procedural and accounting matters such as record keeping, reporting requirements, public information requirements, etc.
- Developed and delivered comprehensive resource materials and training to municipalities to assist them to successfully implement the 2010 General Municipal election. This included regional training seminars for senior election officials, regional seminars for new and returning council members, and development of a new council members guide, *Once Elected ... What is Expected*, which focuses on issues and expectations of councils in their four year term.
- Undertook due diligence requirements related to municipal capital borrowing to assist municipalities in financing capital projects. In 2010, \$111.2 million in capital borrowing was conducted by Manitoba municipalities, a 24% increase from the \$89.5 million borrowed in 2009. The number of borrowing applications increased from 85 in 2009 to 96 in 2010.
- Delivered comprehensive funding support to all Manitoba municipalities. Over \$240 million was distributed to municipalities in 2010/11 by Manitoba Local Government, including \$144.4 million through the Building Manitoba Fund. All municipalities received a share of growing provincial tax revenues through the Building Manitoba Fund in 2010/11, Manitoba's unique income and fuel tax revenue sharing program, in support of roads, transit, public safety and other municipal infrastructure and service priorities.

The Province has a different arrangement for financial support to Winnipeg than other municipalities, given the differing needs, demographics and economies of these municipalities.

City of Winnipeg - Provided \$182 million through Local Government in 2010/11, which included an accelerated payment of \$30 million by the end of fiscal year 2010/11 to assist the City in addressing its funding pressures and service delivery needs:

- \$19.9 million to support the delivery of City services through the Unconditional Programs grant;
- \$6.212 million to offset the City's costs of the Province's Health and Post Secondary Education Levy (payroll tax); and
- \$3.9 million towards the City's cost of Property Assessment services and Dutch Elm Disease Control.

New and enhanced provincial funding support provided to Winnipeg in 2010/11 included:

Transit Operating Grants – A total of \$27.6 million in provincial transit funding in 2010/11, an increase of \$3.0 million over the level provided in 2009/10.

Policing – An additional \$2.2 million was provided for policing and public safety initiatives in 2010/11, including funding to establish the new Winnipeg Police Services helicopter unit, staffed by 3 new officers, and the new police cadet program. This funding also included support for 10 additional Winnipeg police officers provided through shared provincial gaming revenues, bringing the total number of new city police officers funded by the Province to 93 since 2005.

Ambulance – \$5.25 million in cost-shared funding was provided to Winnipeg in 2010/11 through Local Government for city ambulance services. This reflected a \$1.25 million increase in provincial support over 2009, to recognize the increased contribution made by firefighters in EMS response and to assume 100% of the cost of inter-facility and medical transfer services performed by Winnipeg EMS staff.

Roads – Almost \$8.8 million in new roads funding has started to flow to Winnipeg in 2010/11 to address joint City / provincial transportation infrastructure priorities, including:

- \$6.1 million as part of the Province's 10-year, \$53.3 million funding commitment for city streets to eliminate the need to close the Disraeli Bridge during reconstruction.
- \$2.67 million as part of the 3-year, \$8.0 million provincial contribution starting in 2010 to accelerate the widening of Kenaston Boulevard and Sterling Lyon Parkway to accommodate new commercial development in the area.

Other Municipalities – provided almost \$61 million in provincial funding to municipalities outside Winnipeg in 2010/11 through Manitoba Local Government. Additional capital funding support was provided through other programs including the Canada-Manitoba Infrastructure Program, Manitoba Water Services Board and through support for Conservation Districts.

New and enhanced provincial funding support in 2010/11 included:

General Assistance Grants– Unconditional General Assistance payments increased by \$2.6 million or 6.5% to \$42.9 million in 2010/11, providing municipalities with greater certainty to address their 2010 budget pressures.

Transit Operating Grants – Support for handi-transit and public transit services across Manitoba increased by over \$125,000 or 5% in 2010/11 through the Mobility Disadvantaged Transportation Program and the Province's 50/50 transit funding partnership.

Additional funding support for transit capital upgrades was provided to Brandon, Thompson, and Flin Flon, and for the establishment of a new transit system in Selkirk which started operation in June 2011. These funds flowed through the Province as part of the 2008 federal Public Transit Trust allocation.

Policing – Brandon received new funding for an additional police officer, resulting in a total of 13 Brandon police officers supported by the Province.

Municipal Recreation Facilities – Almost \$4.0 million in additional funding was provided to cash flow rural and northern recreation facility projects through the Province's Municipal Recreation Fund. Since 2006, over \$18 million in provincial funding has been committed to support recreation facility upgrades in communities across Manitoba, including support for major regional recreation centres in Thompson, The Pas, Brandon and Portage la Prairie.

- Negotiated the extension of the Canada-Manitoba Agreement on the Transfer of Federal Gas Tax Revenues, for the continued delivery of Federal Gas Tax Funds (GTF) to municipalities.

Under the extended Gas Tax Agreement, a total of \$264 million in gas tax funds will continue to flow to municipalities over the four-year period of 2010/11 to 2013/14, including \$66.2 million projected to flow in 2010/11 once individual municipal funding agreements are signed and reporting requirements are met by all municipalities.

This new Agreement includes \$1.0 million to support transit and handi-transit systems across Manitoba through the new Small Communities Transit Fund.

A total of \$167.3 million was distributed to municipalities to the end of 2009/10 under the initial 5-year Gas Tax Agreement.

Since 2006, over \$65 million has been allocated to Manitoba municipalities to support public transit. Projects funded over the past few years include upgrades to Winnipeg's Graham Avenue Transit Mall and Polo Park Transit centre and new bus purchases in the City of Brandon. Other municipalities that provide handi-transit service also benefited from a share of \$5.4 million for handi-transit vehicle replacement.

3(c) Municipal Finance and Advisory Services

Expenditures by Sub-appropriation	Actual 2010/11	Estimate 2010/11		Variance Over/(Under)	Expl. No.
	\$	FTE	\$		
Total Salaries	1,271	16.00	1,272	(1)	
Total Other Expenditures	296	0.00	449	(153)	
TOTAL	1,567	16.00	1,721	(154)	

Information Systems

The Branch supports and improves the delivery of Local Government programs by introducing advanced information technology, developing new systems, and helping redesign business processes and supporting implementation of technical upgrades to hardware and software used by the Department.

The Branch provides application development, technical support, and clerical support to tax billing, assessment, and internal departmental systems.

Principal Activities in 2010/2011

- Supported, operated and maintained the Manitoba Assessment Valuation and Administration System (MAVAS) to produce annual assessment rolls and notices for municipalities, including enhancements to ensure that the technology supporting these business processes remains current.
- Supported, operated, and maintained the Manitoba property tax system to prepare annual property tax statements and related reports for municipalities.
- Produced and distributed more than 400,000 property tax statements for all Manitoba properties outside Winnipeg, excluding the City of Brandon.
- Produced and distributed 2011 property assessment notices and rolls for all Manitoba properties outside Winnipeg.
- Supported and operated other Local Government systems, including maintaining:
 - the Community Planning Services (CPS) Activity Tracking System to provide the ability to monitor the progress of various items at the regional planning offices;
 - the Municipal Board Letters System for the Municipal Board to schedule and track hearings and send out notices to appellants;
 - the Manitoba Education/Property Tax Credit Advance (MEPTCA) System on behalf of Manitoba Finance, used to confirm eligibility and provide qualified taxpayers with the MEPTCA deduction;
 - the Farmland School Tax Rebate program on behalf of Manitoba Agriculture Services Corporation, used to determine eligibility; and
 - a variety of other smaller systems to support functions such as budgets and salary projections.

Clients

- *Primary internal clients* are other Local Government branches that rely on Information Systems to provide information technology services. Other internal clients include Manitoba Education, Manitoba Finance, and Manitoba Agriculture Services Corporation.
- *Primary external clients* are municipalities for the assessment rolls and notices, budget re-caps, and tax statements for budgeting and tax collection purposes.
- *Secondary external clients* are organizations involved in real estate, appraisal, financial or legal business sectors that receive assessment data from Information Systems.

Highlights in 2010/2011

- Supported the delivery of efficient and effective assessment services outside Winnipeg by:
 - enhancing arable land valuation and mapping processes.
 - developing a quality assurance process to support data integrity for assessment roll entry mapping.
 - developing a system to better track and manage building permit information.
- Maintained public accessibility to Manitoba Assessment Online, which provides the general public and subscribers access to assessment data via the website. Also provided access by municipalities to assessment data.
- Enhanced Manitoba Municipalities Online, which provides secure website access to municipal administrators for information and services provided by the Department. Piloted the entry of tax by-law data directly by municipalities.

3(d) Information Systems

Expenditures by Sub-appropriation	Actual 2010/11	Estimate 2010/11		Variance Over/(Under)	Expl. No.
	\$	FTE	\$		
Total Salaries	998	9.30	1,114	(116)	
Total Other Expenditures	1,011	0.00	1,315	(304)	
Less: Recoverable from Education	(466)	0.00	(466)	0	
TOTAL	1,543	9.30	1,963	(420)	

Financial Assistance to Municipalities

Financial Assistance for The City of Winnipeg

The Province provides comprehensive funding support to the City of Winnipeg, administered by Manitoba Local Government, which includes support for municipal infrastructure and service priorities through the Building Manitoba Fund, as well as other operating and capital grants to address key City funding pressures. Funding is offset to reflect the cost neutral transfer of the City's income assistance and Ombudsman programs to the Province, and public health services programs to the Winnipeg Regional Health Authority respectively, in accordance with the terms of the transfer.

Building Manitoba Fund:

Through the Building Manitoba Fund, Manitoba's unique income and fuel tax revenue sharing program, the City of Winnipeg receives a share of growing provincial tax revenues in support of public transit, public safety, roads and other municipal infrastructure and services.

Grants provided to the City of Winnipeg through the Building Manitoba Fund in 2010/11 include:

General Assistance – provides funding support to address municipal service and infrastructure priorities in the City of Winnipeg. Funding was provided unconditionally to assist the City in meeting its budgetary pressures.

Transit Operating Grant – assists the City of Winnipeg in the operation of its public transit system, including handi-transit. Funding is provided through the Province's 50/50 transit funding partnership which is set in provincial legislation, providing 50% of the net operating costs of Winnipeg's public transit service.

Transit Capital Grant – assists the City with the purchase of new transit buses.

Roads Grant – supports the City's annual residential and regional street renewal program.

Policing / Public Safety – supports the establishment of the new Winnipeg Police Service helicopter unit (including 3 new officers) and the new cadet program. Provincial funding also supports firefighting, paramedic and other essential services.

Conditional Program Support – targeted funding to support priority City of Winnipeg programs and initiatives, including the Main Street Project, fire based EMS services, Dutch elm disease control, libraries, and the City's mosquito larviciding program.

Ambulance Funding – additional funding for city ambulance services to recognize the increased contribution of firefighters in EMS response.

Other Operating Assistance:

Ongoing operating support to the City of Winnipeg through Manitoba Local Government includes funding provided through a share of provincial gaming (VLT and Casino) revenues, including targeted funding for the Winnipeg Police Service. An additional \$900,000 was provided in 2010 to fund 10 additional police officers, resulting in a total of 90 officers funded through shared provincial gaming revenues since 2005.

Other operating support is provided through the General Support Grant to offset the cost of the Province's Health and Post Secondary Education Tax Levy (payroll tax), along with other program specific support for property assessments, Dutch elm disease control, and nuisance mosquito larviciding.

Other Capital Assistance:

Capital grants are provided to the City to support priority infrastructure projects. These grants are intended to provide Winnipeg with greater flexibility and autonomy in capital expenditure decisions, greater certainty in capital funding, as well as to support Manitoba's commitment to municipal infrastructure renewal through a financial partnership between the Province and the City.

A total of \$10.75 million in capital funding was provided to Winnipeg in 2010/11. This includes cashflow for projects approved for provincial funding under the Manitoba/Winnipeg Infrastructure Fund (MWIF), part of a long-term capital funding framework for the City of Winnipeg, as well as funding towards the Province's commitment to provide one-third of the City's cost to upgrade its wastewater treatment plants.

2010 funding support totalling \$4.375 million for Stage 1 of the Southwest Rapid Transit corridor – part of a \$17.5 million provincial contribution over 4 years – was accelerated and paid to Winnipeg in fiscal year 2009/10.

Transportation Infrastructure:

The Province committed a total of \$125 million for Winnipeg's transportation infrastructure over a 5-year period (2007/08 – 2011/12). In 2010, \$25 million was committed under this allocation for road improvements, including the Chief Peguis Trail, Jubilee Overpass, Sturgeon Road Bridge and the Pembina Highway Underpass. A total of \$100 million has been committed to the end of 2010/11 under this program.

A total of \$17.0 million was provided in 2009/10 on an accelerated basis for city roads and bike paths, to assist the City at the outset of the 2010 construction season. The balance will be provided as the City completes the projects.

In addition, in 2010/11, the Province provided funding for City roads based on multi-year funding agreements with the City for the following initiatives:

- \$6.1 million as part of the Province's 10-year, \$53.3 million funding commitment for city streets to eliminate the need to close the Disraeli Bridge during reconstruction.
- \$2.67 million as part of the 3-year, \$8.0 million provincial contribution starting in 2010 to accelerate the widening of Kenaston Boulevard and Sterling Lyon Parkway to accommodate new commercial development in the area.

4(a) Financial Assistance for The City of Winnipeg

Expenditures by Sub-appropriation	Actual 2010/11	Estimate 2010/11		Variance Over/(Under)	Expl. No.
	\$	FTE	\$		
(1) Building Manitoba Fund:	93,676	0.00	93,681	(5)	
(2) Other Operating Assistance:					
Unconditional Program Grant	39,776	0.00	19,888	19,888	1
General Support Grant	17,757	0.00	11,150	6,607	2
Urban Community Development (Gaming)	13,972	0.00	15,750	(1,778)	3
Public Safety Support	5,119	0.00	8,414	(3,295)	4
Other Conditional Support	8,800	0.00	5,000	3,800	5
Less: Adjustment to reflect Program transfers from the City of Winnipeg	(23,650)	0.00	(23,650)	0	
Sub-total (2)	61,774	0.00	36,552	25,222	
(3) Other Capital Assistance	17,809	0.00	10,750	7,059	6
(4) Road Improvement Projects	8,767	0.00	8,770	(3)	
TOTAL	182,026	0.00	149,753	32,273	

Explanation

1. Reflects an acceleration of \$19.9 million in 2011 provincial funding for the Unconditional Programs Grant to assist the City in addressing its service delivery pressures.
2. Reflects the acceleration of \$6.2 million in 2011 provincial funding for the General Support Grant to assist the City in addressing the costs of the Province's Health and Post Secondary Education Levy.
3. Reflects the acceleration of \$4.2M in 2010 provincial funding for the Urban Community Development grant, which was paid in 2009/10, to assist the City in addressing its service delivery pressures, partially offset by \$2.4M in accrued 2009/10 VLT funds paid to Winnipeg in 2010/11.
4. Reflects the payment of 2010 Public Safety Ambulance grant costs from the Building Manitoba Fund (BMF) rather than the Public Safety Support grant line based on lower than anticipated funding requirements for other BMF grants.
5. Reflects the acceleration of \$3.9M in 2011 provincial funding for the Property Assessment Support and Dutch Elm Disease Control Program grants to assist the City in addressing its service delivery pressures.
6. Reflects higher than anticipated project funding requirements under the Manitoba – Winnipeg Infrastructure Fund and to address City of Winnipeg wastewater treatment facility upgrades.

Financial Assistance to Other Municipalities

Building Manitoba Fund:

Through the Building Manitoba Fund - Manitoba's unique income and fuel tax revenue sharing program – municipalities receive a share of growing provincial tax revenues in support of roads, recreation and library facilities, transit (including handi-transit service), public safety and other municipal infrastructure and services.

Grants provided to municipalities through the Building Manitoba Fund in 2010/11 include:

General Assistance – provides funding support to address municipal service and infrastructure priorities. Funding was provided unconditionally to assist municipalities in meeting budgetary pressures.

Transit Operating Grant – provides operating funding to municipalities to support public transit services, including handi-transit. Two types of grants are provided:

Unconditional Transit Operating grants to the cities of Brandon, Thompson and Flin Flon to support the operation of their public transportation systems, including new funding to support the establishment of a public transit service in the City of Selkirk. Funding is provided through the Province's 50/50 transit funding partnership, which is set in provincial legislation.

Mobility Disadvantaged Transportation Program grants to support the operation of handivan service in 68 communities in Manitoba to enable mobility disadvantaged citizens to live more independently. Operating funding available to municipalities under this program includes:

- One-time start-up grants of \$6,000 to assist sponsoring municipalities with the establishment of new handivan services.
- Annual operating grants based on 37.5% of gross eligible operating expenses (maximum of \$20,000 for communities with one vehicle or \$30,000 for those with more than one vehicle).

Transit Capital Grant - provides capital funding to municipalities for public transit services. Two types of grants are provided:

Transit Capital Grant of \$128,000 was provided to the City of Brandon in 2010/11 to fund the replacement or refurbishment of transit buses.

Mobility Disadvantaged Transportation Program provides one-time capital grants equal to 50% of the net cost to purchase a handivan to a maximum of \$10,000. In 2010/11, a capital grant was provided to two municipalities.

Roads Grant – provides cost-shared capital funding to assist municipalities with the construction or upgrading of eligible municipal roads serving commercial, industrial and major recreational areas within the community.

Municipal Recreation and Library Fund – provides multi-year provincial funding in support of recreation and library facility projects in rural and northern Manitoba. A total of \$18 million has been allocated under the first two phases of the program.

Library Sustainable Technology Fund – establishes a permanent fund to support the enhancement of technology resources in all regional library systems across the province.

Public Safety – provides operating funding in support of new police officers in Brandon and firefighting services in rural Manitoba.

Renaissance Brandon – Provides funding for Renaissance Brandon – Downtown Redevelopment/Community Economic Development to support community economic development projects.

Other Operating Assistance:

General Support Grants

General Support Grants were provided to 20 Manitoba municipalities in 2010/11, intended to offset the Province’s Health and Post Secondary Education Levy. The grant is distributed to municipalities based on the prior year’s actual payroll. Municipalities with actual payroll costs less than \$2.5 million received a grant of 4.3% of payroll costs less a \$1.25 million payroll exemption. Municipalities with actual payroll costs greater than \$2.5 million received a grant of 2.15% of payroll costs.

Rural Community Development (Gaming)

The Rural Community Development (Gaming) Grant provides unconditional support to all municipalities (excluding Town of Winkler and LGD of Mystery Lake) and Northern Affairs communities, funded by a 10% share of net video lottery terminal (VLT) revenues generated in rural communities. In 2010/11 municipalities received a per capita payment of \$14.25, plus a base grant of \$5,000 per municipality. Manitoba Aboriginal and Northern Affairs receives a portion of the VLT funding available for distribution based on the population of the Northern Affairs communities as a percentage of the total Manitoba population, excluding First Nations and the City of Winnipeg. The 2010/11 payment to Manitoba Aboriginal and Northern Affairs was \$151,482.

4(b) Financial Assistance to Other Municipalities

Expenditures by Sub-appropriation	Actual 2010/11 \$	FTE	Estimate 2010/11 \$	Variance Over/(Under)	Expl. No.
(1) Building Manitoba Fund:	50,731	0.00	51,406	(675)	
(2) Other Operating Assistance:					
General Support Grant	1,837	0.00	1,776	61	
Rural Community Development (Gaming)	8,288	0.00	9,190	(902)	
Sub-total (2)	10,125	0.00	10,966	(841)	
TOTAL	60,856	0.00	62,372	(1,516)	

Grants to Municipalities in Lieu of Taxes

Grants in lieu of taxes are paid to municipalities for provincially-owned properties located within local government boundaries. Grants equivalent to school and municipal taxes are paid on all provincial properties except those that are exempt. Exempt properties include public highways, provincial waterways and land in provincial parks or recreation areas.

GRANTS IN LIEU PAID		
	2010/11(\$)	2009/10(\$)
RMs	2,878	2,859
Villages	41	36
Towns	1,270	1,186
LGDs	16	11
Cities (excluding Winnipeg)	3,459	3,979
City of Winnipeg	5,860	7,238
Northern Affairs	158	151
Agricultural Refunds	(51)	(22)
Municipalities and Northern Communities	13,631	15,438

4(c) Grants to Municipalities in Lieu of Taxes

Expenditures by Sub-appropriation	Actual 2010/11	Estimate 2010/11		Variance Over/(Under)	Expl. No.
	\$	FTE	\$		
Grants	13,631	0.00	15,693	(2,062)	1
Recoverable	(15,519)	0.00	(15,519)	0	
TOTAL	(1,888)	0.00	174	(2,062)	

Explanation

1. Reflects lower grant-in-lieu payment amounts due to changes resulting from the 2010 reassessment.

Recoverable From Urban and Rural Economic Development Initiatives

This Program provides for the partial recovery of operating and capital expenditures related to the Mobility Disadvantaged Transit Program from the Rural Economic Development Initiatives Program and provides for the recovery of expenditures related to financial assistance to the City of Winnipeg from the Urban Development Initiatives Program.

4(d) Recoverable From Urban and Rural Economic Development Initiatives

Expenditures by Sub-appropriation	Actual 2010/11	Estimate 2010/11		Variance Over/(Under)	Expl. No.
	\$	FTE	\$		
Recoverable	(3,844)	0.00	(3,969)	125	

Costs Related to Capital Assets

This appropriation was established to provide for the amortization of the Department of Local Government capital assets.

13-5 Costs Related to Capital Assets

Expenditures by Sub-appropriation	Actual 2010/11	Estimate 2010/11		Variance Over/(Under)	Expl. No.
	\$	FTE	\$		
Costs Related to Capital Assets	53	0.00	53	0	

Financial Information Section

Reconciliation Statement

Details	2010/11 Estimates \$
Printed Estimates of Expenditure 2010/2011 – Local Government	255,781
Allocation of Funds from:	
- Enabling Appropriations	
• eco Trust Fund	800
Estimates of Expenditure 2010/2011 (Adjusted)	256,581

DEPARTMENT OF LOCAL GOVERNMENT

EXPENDITURE SUMMARY

For the fiscal year ended March 31, 2011 with comparative figures for the previous fiscal year.

SECTION I – LOCAL GOVERNMENT

ESTIMATE 2010/11	APPROPRIATION	ACTUAL 2010/11	ACTUAL 2009/10	INCREASE (DECREASE)	EXPLANATION NUMBER
	13-1 ADMINISTRATION AND FINANCE				
37	(a) Minister's Salary	37	38	(1)	
	(b) Executive Support				
606	1 Salaries	620	632	(12)	
80	2 Other Expenditures	89	86	3	
	(c) Brandon Office				
223	1 Salaries	201	184	17	
65	2 Other Expenditures	60	55	5	
	(d) Financial and Administrative Services				
523	1 Salaries	489	460	29	
190	2 Other Expenditures	142	165	(23)	
	(e) Municipal Board				
856	1 Salaries	694	581	113	
235	2 Other Expenditures	224	220	4	
2,815	TOTAL 13-1	2,556	2,421	135	

DEPARTMENT OF LOCAL GOVERNMENT

EXPENDITURE SUMMARY

For the fiscal year ended March 31, 2011 with comparative figures for the previous fiscal year.

ESTIMATE 2010/11	APPROPRIATION	ACTUAL 2010/11	ACTUAL 2009/10	INCREASE (DECREASE)	EXPLANATION NUMBER
	13-2 COMMUNITY PLANNING AND DEVELOPMENT				
	(a) Executive Administration				
186	1 Salaries	138	189	(51)	
44	2 Other Expenditures	42	36	6	
	(b) Provincial Planning Services				
895	1 Salaries	770	895	(125)	
750	2 Other Expenditures	688	953	(265)	
(193)	3 Less: Recoverable from Urban Development Initiatives	(140)	(127)	(13)	
	(c) Community Planning Services				
3,221	1 Salaries	3,113	3,143	(30)	
1,096	2 Other Expenditures	899	956	(57)	
(627)	3 Less: Recoverable from Rural Economic Development Initiatives	(396)	(452)	56	
	(d) Urban Development				
709	(1) Salaries and Employee Benefits	532	581	(49)	
437	(2) Other Expenditures	419	96	323	1
(366)	(3) Less: Recoverable from Urban Development Initiatives	(223)	(237)	14	

DEPARTMENT OF LOCAL GOVERNMENT

EXPENDITURE SUMMARY

For the fiscal year ended March 31, 2011 with comparative figures for the previous fiscal year.

ESTIMATE 2010/11	APPROPRIATION	ACTUAL 2010/11	ACTUAL 2009/10	INCREASE (DECREASE)	EXPLANATION NUMBER
3,428	(e) Winnipeg Regeneration Strategy				
	(1) Other Expenditures	3,231	0	3,231	1
(3,428)	(2) Less: Recoverable from other appropriation	(3,231)	0	(3,231)	1
27,750	(f) Urban Development Initiatives	27,745	28,265	(520)	
	(g) Winnipeg Partnership Agreement (WPA)				
0	(1) Salaries	0	172	(172)	2
0	(2) Other Expenditures	0	34	(34)	2
0	(3) WPA Programs	0	3,828	(3,828)	2
33,902	TOTAL 13-2	33,587	38,332	(4,745)	

DEPARTMENT OF LOCAL GOVERNMENT

EXPENDITURE SUMMARY

For the fiscal year ended March 31, 2011 with comparative figures for the previous fiscal year.

40

ESTIMATE 2010/11	APPROPRIATION	ACTUAL 2010/11	ACTUAL 2009/10	INCREASE (DECREASE)	EXPLANATION NUMBER
	13-3 PROVINCIAL – MUNICIPAL SUPPORT SERVICES				
	(a) Executive Administration				
186	1 Salaries	172	220	(48)	
29	2 Other Expenditures	22	29	(7)	
	(b) Assessment Services				
8,264	1 Salaries	7,424	7,942	(518)	
1,846	2 Other Expenditures	1,661	1,762	(101)	
(2,528)	3 Less: Recoverable from Education	(2,528)	(2,577)	49	
	(c) Municipal Finance and Advisory Services				
1,272	1 Salaries	1,271	1,229	42	
449	2 Other Expenditures	296	361	(65)	
	(d) Information Systems				
1,114	1 Salaries	998	1,041	(43)	
1,315	2 Other Expenditures	1,011	931	80	
(466)	3 Less: Recoverable from Education	(466)	(500)	34	
11,481	TOTAL 13-3	9,861	10,438	(577)	

DEPARTMENT OF LOCAL GOVERNMENT

EXPENDITURE SUMMARY

For the fiscal year ended March 31, 2011 with comparative figures for the previous fiscal year.

ESTIMATE 2010/11	APPROPRIATION	ACTUAL 2010/11	ACTUAL 2009/10	INCREASE (DECREASE)	EXPLANATION NUMBER
	13-4 FINANCIAL ASSISTANCE TO MUNICIPALITIES				
	(a) Financial Assistance for the City of Winnipeg				
93,681	(1) Building Manitoba Fund	93,676	92,859	817	
	(2) Other Operating Assistance				
19,888	(a) Unconditional Program Grant	39,776	4,888	34,888	3
11,150	(b) General Support Grant	17,757	10,655	7,102	4
15,750	(c) Urban Community Development	13,972	21,180	(7,208)	5
8,414	(d) Public Safety Support	5,119	1,864	3,255	6
5,000	(e) Other Conditional Support	8,800	4,900	3,900	7
(23,650)	(f) Less: Adjustment to reflect program transfers from the City of Winnipeg	(23,650)	(23,650)	0	
10,750	(3) Other Capital Assistance	17,809	10,691	7,118	8
0	(4) Special Transit Allocation	0	445	(445)	9
8,770	(5) Road Improvement	8,767	17,000	(8,233)	10
	(b) Financial Assistance to Other Municipalities				
51,406	(1) Building Manitoba Fund	50,731	49,886	845	
	(2) Other Operating Assistance				
1,776	(a) General Support Grant	1,837	1,630	207	
9,190	(b) Rural Community Development	8,288	8,170	118	
0	(3) Special Transit Allocation	0	42	(42)	

DEPARTMENT OF LOCAL GOVERNMENT

EXPENDITURE SUMMARY

For the fiscal year ended March 31, 2011 with comparative figures for the previous fiscal year.

ESTIMATE 2010/11		APPROPRIATION	ACTUAL 2010/11	ACTUAL 2009/10	INCREASE (DECREASE)	EXPLANATION NUMBER
	(c)	Grants to Municipalities in Lieu of Taxes				
15,693		(1) Grants	13,631	15,438	(1,807)	11
(15,519)		(2) Less: Recoverable from Other appropriations	(15,519)	(15,366)	(153)	
(3,969)	(d)	Less: Recoverable from Urban and Rural Economic Development Initiatives	(3,844)	(4,271)	427	
208,330		TOTAL 13-4	237,150	196,361	40,789	

DEPARTMENT OF LOCAL GOVERNMENT

EXPENDITURE SUMMARY

For the fiscal year ended March 31, 2011 with comparative figures for the previous fiscal year.

ESTIMATE 2010/11		APPROPRIATION	ACTUAL 2010/11	ACTUAL 2009/10	INCREASE (DECREASE)	EXPLANATION NUMBER
53	13-5	COSTS RELATED TO CAPITAL ASSETS	53	52		
256,581		TOTAL EXPENDITURES FOR LOCAL GOVERNMENT	283,207	247,604	35,603	

EXPLANATION NOTES

1. *The year over year increase in expenditures and recoveries is due to the start-up of the Winnipeg Regeneration Strategy program.*
2. *The year over year decrease in expenditures is due to the completion of the Winnipeg Partnership Agreement.*
3. *The year over year increase is due to accelerated payments made in the current fiscal year.*
4. *The year over year increase is due to accelerated payments made in the current fiscal year.*
5. *The year over year decrease reflects an accelerated payment made in the 2009/10 fiscal year.*
6. *The year over year increase reflects an increase in public safety support requirements in the 2010/11 fiscal year.*
7. *The year over year variance is due to accelerated payments in 2010/11 for Dutch Elm and Property Assessment grants.*
8. *The year over year increase reflects higher funding requirements for the Manitoba-Winnipeg Infrastructure Fund and to address City of Winnipeg wastewater treatment facility upgrades.*
9. *The year over year decrease is due to the completion of the program at the end of the previous fiscal year.*
10. *The year over year decrease is due to an accelerated payment made at the end of the previous fiscal year.*
11. *The year over year decrease is due to changes resulting from the 2010 reassessment.*

DEPARTMENT OF LOCAL GOVERNMENT

REVENUE SUMMARY BY SOURCE

For the fiscal year ended March 31, 2011 with comparative figures for the previous fiscal year.

Actual 2009/10	Actual 2010/11	Increase (Decrease)	Source	Actual 2010/11	Estimate 2010/11	Variance	Expl. No.
			Current Operation Programs – Other Revenue				
695	586	(109)	(a) Fees	586	646	(60)	
8,569	8,167	(402)	(b) Municipalities Shared Cost Receipts	8,167	9,638	(1,471)	1
38	42	4	(c) Sundry	42	52	(10)	
(379)	0	379	Reconciliation	0	0	0	
8,923	8,795	(128)	TOTAL REVENUE	8,795	10,336	(1,541)	

45

Explanation

1. *The decrease in year over year revenue is primarily due to a decrease in the 75% Assessment Recovery as a result of the salary surplus in the Assessment Branch salaries.*

DEPARTMENT OF LOCAL GOVERNMENT

FIVE-YEAR EXPENDITURE AND STAFFING SUMMARY BY APPROPRIATION

For years ending March 31, 2007 – March 31, 2011

ACTUAL/ADJUSTED*EXPENDITURES (\$000)

		2006/07		2007/08		2008/09		2009/10		2010/2011	
		FTE	\$	FTE	\$	FTE	\$	FTE	\$	FTE	\$
13-1	ADMINISTRATION AND FINANCE ^{1,2}	31.10	2,206	30.10	2,302	30.10	2,394	30.10	2,416	30.10	2,556
13-2	COMMUNITY PLANNING AND DEVELOPMENT ¹	63.00	35,376	64.00	32,401	65.00	37,623	63.00	38,316	63.00	33,587
13-3	PROVINCIAL-MUNICIPAL SUPPORT SERVICES	151.10	9,532	151.10	9,763	150.80	10,326	150.80	10,395	151.80	9,861
13-4	FINANCIAL ASSISTANCE TO MUNICIPALITIES	0.00	172,168	0.00	200,675	0.00	276,311	0.00	196,361	0.00	237,150
13-5	COSTS RELATED TO CAPITAL ASSETS ¹	0.00	163	0.00	154	0.00	147	0.00	116	0.00	53
TOTAL	LOCAL GOVERNMENT	245.20	219,445	245.20	245,295	245.90	326,801	243.90	247,604	244.90	283,207

EXPLANATION NOTES

1. *In 2009/10 the Public Utilities Board, the Neighbourhoods Alive! program, and the Emergency Measures Organization were transferred to the departments of Family Services and Consumer Affairs, Housing and Community Development, and Infrastructure and Transportation respectively. The 2006/07, 2007/08 and the 2008/09 actuals have been adjusted to reflect these changes.*
2. *In 2010/11 the Human Resource Services branch was transferred to the Civil Service Commission and the 2006/07, 2007/08, 2008/09, and 2009/10 actuals have been adjusted to reflect this transfer.*

APPENDICES

Appendix A - Market Value Assessment - Provincial Totals

At the end of the calendar year, the Assessment Branch delivers final assessment rolls to all municipalities excluding the City of Winnipeg. The market value of all assessment in Manitoba as shown on these rolls is aggregated in the table below.

Roll Type / Year	RURAL	VILLAGES	TOWNS	CITIES	L.G.D.S.	ABORIGINAL / NORTHERN AFFAIRS	TOTAL
Business							
2011	40,503,940	0	10,529,900	58,897,400	740,300	1,616,700	112,288,240
2010	40,045,590	20,000	10,577,000	58,389,000	740,300	1,662,300	111,434,190
Change	458,350	-20,000	-47,100	508,400	0	-45,600	854,050
Personal							
2011	397,512,700	1,948,700	25,892,000	36,645,500	0	170,000	462,168,900
2010	345,013,200	1,954,300	25,995,000	35,780,900	0	170,000	408,913,400
Change	52,499,500	-5,600	-103,000	864,600	0	0	53,255,500
Real (T)							
2011	31,523,492,125	398,264,400	4,199,840,300	7,338,169,700	130,637,600	149,313,400	43,739,717,525
2010	31,037,405,250	392,363,500	4,128,052,500	7,167,785,400	129,350,700	148,632,300	43,003,589,650
Change	486,086,875	5,900,900	71,787,800	170,384,300	1,286,900	681,100	736,127,875
Real (G)							
2011	1,062,309,000	15,332,800	212,501,700	367,250,600	6,032,700	75,299,100	1,738,725,900
2010	1,061,258,400	15,107,000	213,845,600	349,015,300	6,038,000	75,270,300	1,720,534,600
Change	1,050,600	225,800	-1,343,900	18,235,300	-5,300	28,800	18,191,300
Real (S)							
2011	117,249,900	17,343,200	191,184,000	217,094,500	508,000	607,100	543,986,700
2010	112,786,000	17,345,700	192,134,100	214,325,200	508,000	607,100	537,706,100
Change	4,463,900	-2,500	-950,100	2,769,300	0	0	6,280,600
Real (E)							
2011	1,635,834,500	84,351,300	1,358,696,700	959,063,500	36,788,800	59,159,100	4,133,893,900
2010	1,617,086,000	83,077,700	1,358,453,600	947,604,700	36,787,000	58,687,300	4,101,696,300
Change	18,748,500	1,273,600	243,100	11,458,800	1,800	471,800	32,197,600
TOTAL							
2011	34,776,902,165	517,240,400	5,998,644,600	8,977,121,200	174,707,400	286,165,400	50,730,781,165
2010	34,213,594,440	509,868,200	5,929,057,800	8,772,900,500	173,424,000	285,029,300	49,883,874,240
Change	563,307,725	7,372,200	69,586,800	204,220,700	1,283,400	1,136,100	846,906,925

T – Taxable

G - Exempt: Subject to grant in lieu of taxes

S - Taxable: Exempt from school levies

E – Exempt

Appendix B – Total School Assessment (Portioned Values)

In accordance with provisions of *The Municipal Assessment Act*, the 2010 Total School Assessment was provided to the Department of Education by December 1, 2009 and formed the basis for the calculation of school levies. The Total School Assessment (TSA) is the TMA plus portioned values of personal property less the value of real property exempt from school taxes. The TSA is the tax base used by the Province to raise revenue to support the education program across Manitoba and is a determining factor in the distribution of funding to school divisions.

School Division	School Assessment
Beautiful Plains	404,331,340
Borderland	507,783,830
Brandon	1,970,606,910
Evergreen	705,892,360
Flin Flon	106,919,430
Fort la Bosse	526,969,840
Frontier	170,618,880
Garden Valley	698,834,940
Hanover	1,278,073,260
Interlake	811,038,370
Kelsey	173,823,940
Lakeshore	211,573,500
Lord Selkirk	1,409,896,700
Louis Riel	5,033,065,880
Mountain View	587,540,380
Mystery Lake	344,777,670
Outside Division Boundaries *	123,069,170
Park West	469,743,380
Pembina Trails	5,009,988,570
Pine Creek	262,795,440
Portage la Prairie	784,974,120
Prairie Rose	694,643,930
Prairie Spirit	652,543,700
Red River Valley	679,590,870
River East Transcona	4,340,862,740
Rolling River	520,523,070
Seine River	1,025,472,160
Seven Oaks	2,197,852,340
Southwest Horizon	561,499,850
St. James Assiniboia	3,164,111,710
Sunrise	1,601,987,560
Swan Valley	287,873,860
Turtle Mountain	291,959,610
Turtle River	139,145,150
Western	345,145,260
Winnipeg	8,009,450,760
GRAND TOTAL	46,104,980,480

* Subject to Education Support Levy and not Special Levy

Appendix C – Committees and Crown Corporations

Leaf Rapids Town Properties Ltd.

Leaf Rapids Town Properties Ltd. (formerly Leaf Rapids Development Corporation) was formed in 1971 by a precedent-setting agreement between the Province and Sherrit-Gordon Mines. Under the agreement, all assessable surface property of the mining company was put on the tax roll for taxation purposes, making Sherrit-Gordon a corporate citizen of the Town. The Province, through Leaf Rapids Town Properties Ltd., developed the townsite property and now manages the Town Centre and other facilities. It recovers costs through property rentals.

The Corporation has a six-person Board of Directors selected and elected given their portfolio responsibilities as senior civil servants with the Province of Manitoba. The Minister of Finance is the sole shareholder. The Corporation reports to Government through the Minister of Local Government. Linda McFadyen, the Deputy Minister of Local Government is the Chairperson and President of the Corporation. Current Directors, as at March 31, 2011, include staff from the departments of Infrastructure and Transportation; Innovation, Energy and Mines; Finance; Agriculture, Food and Rural Initiatives; and Aboriginal and Northern Affairs.

A representative of the Town of Leaf Rapids attends Board meetings in an advisory role. Day-to-day management of the Town Centre and other properties is carried out through the contribution of time of civil servants. In 2010/2011, staff support for the Corporation was provided by Infrastructure and Transportation. The General Manager, the Assistant Deputy Minister of Accommodation Services Division, Infrastructure and Transportation, reports to the Chair on matters pertaining to the Corporation.

Appendix D - Sustainable Development Activities and Accomplishments

The following is a summary of progress made towards integrating the principles and guidelines of sustainable development into the programs and activities of the Department of Local Government. The summary is organized on the basis of the Principles and Guidelines of Sustainable Development as outlined in Schedules A and B of *The Sustainable Development Act*.

Integration of Environmental and Economic Decisions

- The Administrative Services Branch staff facilitates government-wide implementation of sustainable development principles and policies through participation on sustainable development related committees.
- The Community Planning and Development Division works in partnership with local planning authorities, other government departments, the private sector and stakeholders to ensure that Manitobans live in well-planned, environmentally sound and economically sustainable communities and regions. This division is responsible for developing and administering integrated provincial land use planning policies, legislation and regulations, and providing regionally-based professional planning services to local governments, planning districts, northern communities and the public, consistent with provincial land use interests.
- The Canada-Manitoba Agreement on the Transfer of Federal Gas Tax Revenues 2005-2015 provides funding for environmentally sustainable municipal infrastructure. This agreement requires municipalities to report on expenditures made and outcomes achieved, to ensure that environmental sustainability objectives are met. This agreement also requires municipalities to develop integrated community sustainability plans to help ensure the long-term environmental, cultural, social and economic sustainability of the community.
- Through a variety of funding mechanisms, including the Province's 50/50 Transit Funding Partnership, the Mobility Disadvantaged Transportation program, provincial transit capital grants, and Federal Public Transit Fund and Transit Trust, the Province provides support for affordable and accessible municipal public transit systems across Manitoba. This includes new funding for development of Winnipeg's Rapid Transit System and to address priorities in other transit communities. Public transit funding serves to increase transit ridership and supports environmental objectives of reducing green house gas emissions and improving air quality.

Stewardship

- Municipal Finance and Advisory Services delivers funding support to all municipalities to enhance the sustainability of communities, to assist in the provision of quality, affordable municipal services and to assist in the management of community resources and the environment, including: support for "green" services and infrastructure in the City of Winnipeg such as public transit, transit bus replacement, and Rapid Transit System development, wastewater treatment facilities and Dutch Elm disease control; and Province-wide operating and capital support for public transit services, including transit for the mobility disadvantaged.
- The Building Manitoba Fund expanded Manitoba's unique income tax sharing to include new road-related fuel tax revenue sharing, in support of roads, public transit (including handi-transit service) and other municipal infrastructure and services. Through the Fund, all municipalities received increased funding support in 2010 through a growing share of provincial tax revenues. Accountability provisions ensure that these increases are dedicated to municipal priorities.

- Provincial Planning Services is delivering the Community Led Emissions Reduction Program, a 4-year pilot to provide funding and technical support to 12 municipalities and 6 urban community organizations to plan and implement projects to reduce greenhouse gases.
- The Province has a long-term capital funding framework for the City of Winnipeg, providing \$70.0 million in cost-shared funding to be committed over six years (2005-2010) through the Manitoba/Winnipeg Infrastructure Fund (M/WIF) to meet joint infrastructure funding priorities.
- Municipalities will receive a total of \$167.3 million in federal gas tax revenues through the Canada-Manitoba Agreement on the Transfer of Federal Gas Tax Revenues 2005-2015. Municipal Finance and Advisory Services administers these funds on behalf of Canada which includes distributing funding to municipalities and reporting to Canada on expenditures and outcomes achieved.
- The Community Planning and Development Division provides grants to encourage municipalities and planning districts to initiate their first community land use planning program or to review and update their development plan and zoning by-law.
- Urban Green Team (funded under Urban Development Initiatives) helps create opportunities for young Winnipeggers to pursue job and career-related opportunities in their home communities while helping communities maintain and enhance their local environment.

Shared Responsibility & Understanding

- Human resource services as provided by the Civil Service Commission, through implementation of the Department's Employment Equity Plan, ensures that policies consider and reflect the needs and views of the various ethnic groups in Manitoba.
- Municipal Finance and Advisory Services partners with municipal stakeholders on specific projects to build capacity of elected and non-elected municipal officials. This includes developing publications (e.g. reference guide for newly elected officials, recruiting and retaining chief administrative officers, municipal election candidates' guide, election official's manual), delivering presentations on a broad range of topics related to municipal administration, governance and financial issues as well as how municipalities can engage their citizens, and delivering training on specific issues (e.g. municipal elections).
- Municipal Finance and Advisory Services also supports the implementation of Public Sector Accounting Board (PSAB) recommendations for municipal accounting and financial reporting including partnering with the AMM to hire a consultant to prepare a detailed implementation plan and hiring a project manager to work with stakeholders to ensure project timelines and deliverables are met.
- Community Planning and Development Division co-ordinates interdepartmental review of all local planning related proposals including development plans, zoning by-laws and subdivision applications.
- The Community Planning and Development Division provides planning services to other provincial departments as well as other divisions within the Department. It also consults and works with local government associations, the public, industry and other provincial and federal departments as an integral and on-going part of its activities.
- The Community Planning and Development Division led an interdepartmental and public review of the Provincial Land Use Policies Regulation under *The Planning Act* which will result in improved and modernized Provincial Land Use Policies.

Rehabilitation & Reclamation

- The Urban Development Branch, together with the City of Winnipeg, supports community-identified projects through the *Building Communities Initiative* including the creation of new community green spaces and recreational venues.

Public Participation

- The Urban Development Branch's Building Communities Initiative (BCI) is a cost-shared, urban renewal initiative with the City of Winnipeg. Community consultation is a fundamental element of BCI to ensure the implemented projects meet the needs of the local community.
- The Community Planning and Development Division has partnered with Agriculture, Food and Rural Initiatives to undertake Sustainable Community Planning projects in the Riverdale Planning District (communities of Rivers and Daly) and the RPGA Planning District (Rhineland, Plum Coulee, Gretna and Altona). The projects engage residents, government agencies and other stakeholders to create a shared vision of a sustainable future for the community and develop a plan of action to achieve the vision.

Access To Information

- The Department provides access to information through a number of avenues, including a web site, news releases, and an annual report. The web site provides information on departmental programs.
- By administering *The Freedom of Information and Personal Privacy Act* on behalf of the Department, the Administrative Services Branch facilitates the opportunity for equal and timely access to departmental information by all Manitobans.
- Public understanding of assessment information was substantially improved through the revision of property records available at Assessment Services' offices. These records show the land and building characteristics that form the basis of the property assessment. They provide details of the valuation and other pertinent data such as inspection history. The information shown on the reports is now better tailored to different users' needs. Plain language has been emphasized along with minimization of abbreviations and acronyms. The public's improved ability to understand the recorded information and assessment process supports sustainable development decision making.
- The "*Statistical Information for Municipalities*" is an annual publication that presents relevant and useful statistical highlights and information necessary for municipal officials and others to understand and analyze the financial position of all Manitoba municipalities. The publication provides a resource for municipalities to examine the efficiency and effectiveness of the services they deliver. This publication provides information on budgeted municipal expenditures and municipal property tax, to improve the relevance and comparisons among similar municipalities.
- The Municipal Board maintains a web site to provide awareness of the assessment appeal process and to provide advice to applicants on how to prepare and present their appeal before the Board.

Integrated Decision-Making & Planning

- The Urban Development Branch has the lead role in the implementation of the five-year provincial *Winnipeg Regeneration Strategy (WRS)* that reflects Manitoba's priorities for renewing Winnipeg's inner city. It provides for a co-ordinated interdepartmental approach to urban development in Winnipeg. The five-year Intergovernmental Aboriginal Strategic Alignment initiative between Canada, Manitoba, and Winnipeg provides a mechanism to plan and bring resources together to improve the social and economic conditions for Winnipeg's Aboriginal residents.
- The Urban Development Branch's Building Communities Initiative has a joint, Manitoba-Winnipeg decision-making and implementation mechanism at both the working and the elected officials' levels that support an integrated, collaborative approach.

Waste Minimization & Substitution

- Through participation on the government-wide Procurement Council, the Administrative Services Branch helps to formulate sustainable procurement practices for government-wide implementation, and also co-ordinates the implementation of these practices in Local Government.
- All branches and field offices increase the use of electronic options such as email to distribute program and promotional materials in order to reduce the use of paper.

Research & Innovation

- Municipal Finance and Advisory Services continues to provide strategic, technical and other assistance to support municipalities on a range of locally-driven sustainability initiatives, for example through service sharing, tax and revenue sharing, and municipally-driven restructuring. The “Statistical Information for Municipalities” publication, providing statistical highlights and financial statistics for all 197 municipalities also continues to be enhanced.
- The Community Planning Assistance program has been enhanced to provide cost shared financial support for municipalities and planning districts to prepare detailed land use information and digital parcel mapping to support effective land use planning processes.

Pollution Prevention and Human Health

- All branches and field offices continued to recycle solid waste and scrap paper, which includes aluminum cans, paper, cardboard, batteries and Styrofoam.
- The government has discontinued the use of virgin paper and increased the purchase of recycled paper.
- The Department’s Workplace Safety and Health (WSP&H) Committee is functional and continues to meet on a quarterly basis. The Department’s Workplace Safety & Health Program was completed and implemented in 2006. The program contains a plan to identify and control workplace hazards and respond to emergencies.
- Government supports membership discounts at some fitness facilities to encourage exercise and fitness for employees. Showers are available in some offices for staff who cycle to work or run during their lunch break. Purified water is available to staff in some locations.

Reduction of Fossil Fuel Emissions

- All branches have been encouraged to use ethanol gasoline (E10) when operating government vehicles. As leases expire, vehicles are being replaced with E85 or lower consumption vehicles.
- Alternative forms of transportation have been encouraged and bicycle racks have been installed at buildings where the staff have requested it.
- The pilot Community Led Emissions Reduction Program is supporting community activities in 12 municipalities and 6 urban neighbourhoods to reduce greenhouse gases.

Community Economic Development

The five-year Winnipeg Regeneration Strategy (WRS) will support initiatives to address urban development priorities within Winnipeg. A major WRS objective, particularly under its Aboriginal Capacity Building and Developing Inner City Resiliency priority area, will be to improve conditions and outcomes for inner city residents through comprehensive community economic development approaches.

Appendix E – Performance Indicators

English Introduction

The following section provides information on key performance measures for the department for the 2010-11 reporting year. All Government of Manitoba departments include performance measures in their Annual Reports to complement the financial results and provide Manitobans with meaningful and useful information about government activities and their impact on the province and its citizens.

For more information on performance reporting and the Manitoba government, visit www.manitoba.ca/performance

Your comments on performance measures are valuable to us. You can send comments or questions to mbperformance@gov.mb.ca.

French Introduction

La section ci-dessous fournit de l'information sur certaines mesures clés de performance relativement aux activités du ministère pendant l'année 2010-2011. L'ensemble des ministères du gouvernement du Manitoba font état de mesures de performance dans leurs rapports annuels pour ajouter aux données sur les résultats financiers et mettre à la disposition des Manitobains et Manitobaines des renseignements valables et utiles sur les activités du gouvernement et leurs retombées pour la province et sa population.

Pour de plus amples informations quant aux rapports sur la performance et au gouvernement du Manitoba, veuillez consulter le site : www.gov.mb.ca/finance/performance.fr.html

Nous apprécions beaucoup vos commentaires sur les mesures de performance. N'hésitez pas à nous transmettre vos observations ou questions à l'adresse : mbperformance@gov.mb.ca

WHAT IS BEING MEASURED AND USING WHAT INDICATOR?	WHY IS IT IMPORTANT TO MEASURE THIS?	WHERE ARE WE STARTING FROM (BASELINE MEASUREMENT)?	WHAT IS THE 2010/2011 RESULT OR MOST RECENT AVAILABLE DATA?	WHAT IS THE TREND OVER TIME?	COMMENTS/RECENT ACTIONS/REPORT LINKS
<p>We are measuring approved Development Plans (DPs), including Livestock Operation Policies (LOPs), because they provide a municipal framework to direct sustainable land use and development in the municipality or planning district through maps, policies and statements of physical, social, and environmental and economic objectives.</p>	<p>Land use planning is the foundation upon which communities build economic opportunities, protect the environment, and improve quality of life for their citizens.</p> <p>DPs and LOPs are key elements of province-wide initiatives to enhance planning and promote sustainability of the livestock industry. The development of LOPs provides opportunity for all citizens of a municipality, including local farmers and residents of both towns and rural areas, to discuss how livestock operations fit within their long term development goals.</p>	<p>As for March 31, 2006, 165 of 198 municipalities had an approved Development Plan and 2 of 198 municipalities had a Livestock Operation Policy (LOP).</p>	<p>As of March 31, 2011, 191 of 196 municipalities have an approved Development Plan.</p> <p>27 planning districts (covering 88 municipalities) and 32 individual municipalities have an approved Livestock Operation Policy.</p>	<p>The number of approved Development Plans and adopted LOPs is increasing.</p>	<p><i>The Planning Act</i>, adopted in January 2006, requires all municipalities have a land use Development Plan, with an LOP, in place by January 1, 2008.</p> <p>Most planning authorities without an approved LOP have provided the Minister with an update of when they expect to submit the policy for approval. The Minister has considered each of their individual circumstances and granted extensions accordingly.</p>

WHAT IS BEING MEASURED AND USING WHAT INDICATOR?	WHY IS IT IMPORTANT TO MEASURE THIS?	WHERE ARE WE STARTING FROM (BASELINE MEASUREMENT)?	WHAT IS THE 2010/2011 RESULT OR MOST RECENT AVAILABLE DATA?	WHAT IS THE TREND OVER TIME?	COMMENTS/RECENT ACTIONS/REPORT LINKS
<p>We are measuring the long-term financial viability of municipalities (excluding the City of Winnipeg) by their ability to comply with legislated filing timeframes for tax levy by-laws.</p>	<p>Municipalities that are financially viable are able to deliver services efficiently and effectively to citizens.</p>	<p>In 2003, 80% of municipalities filed their tax levy by-law with the Minister by the legislated date.</p>	<p>84% of municipalities in 2010 (their fiscal year) filed their tax levy by-law with the Minister by June 15 (legislated date under <i>The Municipal Act</i>).</p>	<p>Percentage of municipalities filing by the legislated date is increasing.</p>	<p>Although <i>The Municipal Act</i> does not define “financial viability”, there are legislative requirements that if consistently not met, indicate financial management stress.</p> <p><i>By July 15, 2010, 96% of municipalities filed their tax levy by-laws.</i></p>

WHAT IS BEING MEASURED AND USING WHAT INDICATOR?	WHY IS IT IMPORTANT TO MEASURE THIS?	WHERE ARE WE STARTING FROM (BASELINE MEASUREMENT)?	WHAT IS THE 2010/2011 RESULT OR MOST RECENT AVAILABLE DATA?	WHAT IS THE TREND OVER TIME?	COMMENTS/RECENT ACTIONS/REPORT LINKS
<p>We are measuring property owners' satisfaction with the assessments of their properties (made by the Provincial Municipal Assessor) by looking at the rate of assessment appeals.</p>	<p>All property owners have the right to appeal their assessments to the Board of Revision if they believe the assessed value of their property does not reflect the market value of their property (as of the reference year).</p> <p>A low appeal rate indicates ratepayer satisfaction with the assessment of their property.</p>	<p>In the 2002 reassessment, 0.7% of assessment roll entries were appealed to the Board of Revision. In 2006 reassessment, 0.5% of assessment roll entries were appealed to the Board of Revision.</p>	<p>In the 2010 reassessment, 0.5% of assessment roll entries were appealed to the Board of Revision.</p>	<p>The appeal rate declined between 2002 and 2006, and remained steady in 2010.</p>	<p>Under <i>The Municipal Assessment Act</i>, every municipality must have a Board of Revision.</p> <p>The Provincial Municipal Assessor is responsible for delivery of assessment services to all municipalities, except the City of Winnipeg which is responsible for delivery of its own assessment services.</p> <p>For the 2010 reassessment, Manitoba saw the greatest increases in assessment values since the market value system of assessment was introduced in 1990.</p>

WHAT IS BEING MEASURED AND USING WHAT INDICATOR?	WHY IS IT IMPORTANT TO MEASURE THIS?	WHERE ARE WE STARTING FROM (BASELINE MEASUREMENT)?	WHAT IS THE 2009/2010 RESULT OR MOST RECENT AVAILABLE DATA?	WHAT IS THE TREND OVER TIME?	COMMENTS/RECENT ACTIONS/REPORT LINKS
<p>We are measuring community economic development (CED) investment by looking at the number of projects the province initiated and the corresponding investments levers from municipal, federal, and non-governmental partners.</p>					<p>This measure relates to activities no longer being undertaken by Local Government. The five-year, \$75.0 million, Canada-Manitoba-Winnipeg Agreement for Community and Economic Development (known as the Winnipeg Partnership Agreement) expired on March 31, 2010.</p> <p>During 2009/2010, the Neighbourhoods Alive! program was transferred to the Department of Housing and Community Development.</p> <p>The Department has since developed a new performance measure to reflect its current urban revitalization efforts which will be addressed in the 2011/12 annual report.</p>

Appendix F – The Public Interest Disclosure (Whistleblower Protection) Act

The Public Interest Disclosure (Whistleblower Protection) Act came into effect in April 2007. This law gives employees a clear process for disclosing concerns about significant and serious matters (wrongdoing) in the Manitoba public service, and strengthens protection from reprisal. The Act builds on protections already in place under other statutes, as well collective bargaining rights, policies, practices and processes in the Manitoba public service.

Wrongdoing under the Act may be: contravention of federal or provincial legislation; an act or omission that endangers public safety, public health or the environment; gross mismanagement; or, knowingly directing or counselling a person to commit a wrongdoing. The Act is not intended to deal with routine operational or administrative matters.

A disclosure made by an employee in good faith, in accordance with the Act, and with a reasonable belief that wrongdoing has been or is about to be committed is considered to be a disclosure under the Act, whether or not the subject matter constitutes wrongdoing. All disclosures receive careful and thorough review to determine if action is required under the Act, and must be reported in a department's annual report in accordance with Section 18 of the Act.

The following is a summary of disclosures received by Manitoba Local Government for fiscal year 2010/11:

28

Information Required Annually (per Section 18 of The Act)	Fiscal Year 2010/2011
The number of disclosures received, and the number acted on and not acted on. Subsection 18(2)(a)	NIL
The number of investigations commenced as a result of a disclosure. Subsection 18(2)(b)	NIL

<p>In the case of an investigation that results in a finding of wrongdoing, a description of the wrongdoing and any recommendations or corrective action taken in relation to the wrongdoing, or the reasons why no corrective action was taken.</p> <p>Subsection 18(2)(c)</p>	<p>NIL</p>
---	-------------------